



**Washington Association of
Sheriffs and Police Chiefs**

Crime in Washington 2024



Annual Report

The *Crime in Washington* 2024 Annual Report

was prepared by the

Criminal Justice Information Support Department:

Joan L. Smith, CJIS Manager, State UCR Program Manager

A. Shannon Patrick, UCR Data Consultant

Contact: cjis@waspc.org or (360) 486-2400

**The Washington State Uniform Crime Reporting Program
is administered by the
Washington Association of Sheriffs and Police Chiefs**

3060 Willamette Drive NE
Lacey, WA 98516
Phone: (360) 486-2380
Fax: (360) 486-2381
Website: www.waspc.org

Steven D. Strachan, Executive Director

TABLE OF CONTENTS

Introduction

| | |
|---|----|
| Inside Cover..... | 2 |
| Table of Contents..... | 3 |
| Acknowledgements..... | 5 |
| Memoriam..... | 6 |
| Law Enforcement Agencies by County..... | 7 |
| Law Enforcement City, State Agency, and Tribal to County..... | 9 |
| Introduction to Washington Crime Reporting..... | 11 |

Statewide Crime Profile

| | |
|--------------------------------------|----|
| 2024 Facts at a Glance..... | 19 |
| Crime Clock..... | 21 |
| Group A Crime Totals..... | 22 |
| Offense by Category..... | 23 |
| Five-Year Crime Trends..... | 24 |
| Violent Crime..... | 27 |
| Use of Drugs/Alcohol by Offense..... | 28 |

Crimes Against Persons

| | |
|--|----|
| Statewide Crimes Against Persons..... | 30 |
| Type of Weapon Used..... | 31 |
| Victims by Age and Sex..... | 32 |
| Victims by Race..... | 33 |
| Relationship of Victim to Offender..... | 34 |
| Assault Offenses | |
| <i>Aggravated Assault</i> | 35 |
| <i>Intimidation</i> | 39 |
| <i>Simple Assault</i> | 45 |
| Forcible Sex Offenses..... | 37 |
| <i>Fondling</i> | 36 |
| <i>Rape</i> | 44 |
| <i>Sodomy</i> | 46 |
| <i>Sexual Assault with an Object</i> | 46 |
| Human Trafficking Offenses..... | 38 |
| Kidnapping/Abduction..... | 40 |
| Homicide Offenses | |
| <i>Murder/Non-Negligent Manslaughter</i> | 41 |
| <i>Negligent Manslaughter</i> | 42 |
| Non-Forcible Sex Offenses | |
| <i>Incest</i> | 43 |
| <i>Statutory Rape</i> | 43 |
| Violation of No Contact or Protection Order..... | 47 |

Crimes Against Property

| | |
|---|----|
| Statewide Crimes Against Property..... | 49 |
| Victims by Age and Sex..... | 50 |
| Victims by Race..... | 51 |
| Relationship of Victim to Offender..... | 52 |

| | |
|---|-----|
| Arson | 53 |
| Burglary/Breaking and Entering | 54 |
| Counterfeiting/Forgery | 55 |
| Destruction/Damage/Vandalism of Property..... | 56 |
| Embezzlement | 57 |
| Extortion..... | 57 |
| Bribery | 57 |
| Fraud Offenses | 58 |
| Larceny-Theft Offenses..... | 59 |
| Motor Vehicle Theft..... | 60 |
| Robbery | 61 |
| Stolen Property Offenses | 62 |
| Crimes Against Society | |
| Statewide Crimes Against Society..... | 64 |
| Animal Cruelty..... | 65 |
| Drug Violation | |
| <i>Drug Equipment Violations</i> | 66 |
| <i>Drug/Narcotic Violations</i> | 67 |
| Gambling | 66 |
| Pornography/Obscene Material..... | 69 |
| Prostitution Offenses..... | 69 |
| Weapons Law Violation..... | 70 |
| Arrests | |
| Statewide Arrests | 72 |
| Arrests by Percentage..... | 73 |
| Weapons in Possession of Arrestees | 74 |
| Arrestees by Race | 75 |
| Adult Arrests | 76 |
| Juvenile Arrests | 78 |
| Domestic Violence | |
| Offense Comparison, Clearances, and Victim by Sex | 81 |
| Weapons Used and Victim Injuries..... | 82 |
| Victim to Offender Relationships | 83 |
| DV Homicides | 85 |
| Hate Crime | |
| Hate Crime Profile..... | 88 |
| Bias Motivations | 90 |
| Bias Motivations by Agency | 93 |
| Law Enforcement Officers Killed or Assaulted | 101 |
| Individual Agency Pages | 104 |
| Full-Time Law Enforcement Employee Counts | 571 |
| Glossary of Terms & Definitions | 594 |

Acknowledgements

The *Crime In Washington 2024* annual report was compiled from data submitted to the Washington State Uniform Crime Reporting Program of the Washington Association of Sheriffs and Police Chiefs by Washington State law enforcement agencies.

This report would not be possible without the voluntary cooperation of Washington State's law enforcement agencies and the commitment to submit timely, complete, and accurate crime statistics.

Washington Association of Sheriffs and Police Chiefs



***In dedication
to those in law enforcement
who lost their lives
in the line of duty.***



Agencies by County

ADAMS

Adams County SO
Othello PD
Ritzville PD

ASOTIN

Asotin County SO
Asotin PD
Clarkston PD

BENTON

Benton County SO
Kennewick PD
Prosser PD
Richland PD
West Richland PD

CHELAN

Chelan County SO
Wenatchee PD

CLALLAM

Clallam County SO
Forks PD
Hoh Tribal PD
La Push Tribal PD
Lower Elwha Tribal PD
Makah Tribal PD
Port Angeles PD
Sequim PD

CLARK

Clark County SO
Battle Ground PD
Camas PD
Cowlitz Tribal PD
La Center PD
Ridgefield PD
Vancouver PD
Washougal PD
WSU PD-Vancouver

COLUMBIA

Columbia County SO

COWLITZ

Cowlitz County SO
Castle Rock PD
Kalama PD
Kelso PD
Longview PD
Woodland PD

DOUGLAS

Douglas County SO
East Wenatchee PD

FERRY

Ferry County SO
Republic PD

FRANKLIN

Franklin County SO
Connell PD
Pasco PD
Port of Pasco PD

GARFIELD

Garfield County SO

GRANT

Grant County SO
Coulee City PD
Ephrata PD
Grand Coulee PD
Mattawa PD
Moses Lake PD
Quincy PD
Royal City PD
Soap Lake PD

GRANT (continued)

Warden PD

GRAYS HARBOR

Grays Harbor County SO
Aberdeen PD
Chehalis Tribal PD
Cosmopolis PD
Elma PD
Hoquiam PD
McCleary PD
Montesano PD
Oakville PD
Ocean Shores PD
Quinault Tribal PD
Westport PD

ISLAND

Island County SO
Coupeville PD
Langley PD
Oak Harbor PD

JEFFERSON

Jefferson County SO
Port Townsend PD

KING

King County SO
Auburn PD
Algona PD
Beaux Arts PD
Bellevue PD
Black Diamond PD
Bothell PD
Burien PD
Carnation PD
Clyde Hill PD
Covington PD
Des Moines PD
Duvall PD
Enumclaw PD
Federal Way PD
Issaquah PD
Kenmore PD
Kent PD
Kirkland PD
Lake Forest Park PD
Maple Valley PD
Medina PD
Mercer Island PD
Muckleshoot Tribal PD
Newcastle PD
Normandy Park PD
North Bend PD
Pacific PD
Port of Seattle PD
Redmond PD
Renton PD
Sammamish PD
SeaTac PD
Seattle PD
Shoreline PD
Skykomish PD
Snoqualmie PD
Snoqualmie Tribal PD
Tukwila PD
University of WA PD
Woodinville PD
Yarrow Point PD

KITSAP

Kitsap County SO
Bainbridge Island PD
Bremerton PD
Port Gamble S'Klallam Tribal PD
Port Orchard PD
Poulsbo PD
Suquamish Tribal PD

KITTITAS

Kittitas County SO
Central WA University PD
Cle Elum - Roslyn PD
Ellensburg PD
Kittitas PD

Klickitat

Klickitat County SO
Bingen-White Salmon PD
Goldendale PD

LEWIS

Lewis County SO
Centralia PD
Chehalis PD
Morton PD
Mossyrock PD
Napavine PD
Pe Ell PD
Toledo PD
Vader PD
Winlock PD

LINCOLN

Lincoln County SO
Odessa PD
Reardan PD
Wilbur PD

MASON

Mason County SO
Shelton PD
Skokomish Tribal PD
Squaxin Island Tribal PD

OKANOGAN

Okanogan County SO
Brewster PD
Colville Tribal PD
Coulee Dam PD
Elmer City PD
Omak PD
Oroville PD
Tonasket PD
Twisp PD
Winthrop PD

PACIFIC

Pacific County SO
Ilwaco PD
Long Beach PD
Raymond PD
Shoalwater Bay Tribal PD
South Bend PD

PEND OREILLE

Pend Oreille County SO
Kalispel Tribal PD
Newport PD

PIERCE

Pierce County SO
Bonney Lake PD
Buckley PD
DuPont PD
Eatonville PD
Edgewood PD
Fife PD
Fircrest PD
Gig Harbor PD
Lakewood PD
Milton PD
Orting PD
Puyallup PD
Puyallup Tribal PD
Roy PD
Ruston PD

PIERCE (continued)

Steilacoom PD
Sumner PD
Tacoma PD
University Place PD

SAN JUAN

San Juan County SO

SKAGIT

Skagit County SO
Anacortes PD
Burlington PD
Mount Vernon PD
Sedro-Woolley PD
Swinomish Tribal PD
Upper Skagit Tribal PD

SKAMANIA

Skamania County SO

SNOHOMISH

Snohomish County SO
Arlington PD
Brier PD
Darrington PD
Edmonds PD
Everett PD
Granite Falls PD
Gold Bar PD
Index PD
Lake Stevens PD
Lynnwood PD
Marysville PD
Mill Creek PD
Monroe PD
Mountlake Terrace PD
Mukilteo PD
Sauk-Suiattle Tribal PD
Snohomish Auto Theft Task Force
Snohomish PD
Stanwood PD
Stillaguamish Tribal PD
Sultan PD
Tulalip Tribal PD
Woodway PD

SPOKANE

Spokane County SO
Airway Heights PD
Cheney PD
Eastern WA University PD
Liberty Lake PD
Spokane PD
Spokane Intl Airport PD
Spokane Valley PD

STEVENS

Stevens County SO
Chewelah PD
Colville PD
Kettle Falls PD
Spokane Tribal PD
Springdale PD

THURSTON

Thurston County SO
Evergreen State College PD
Lacey PD
Nisqually Tribal PD
Olympia PD
Rainier PD
Tenino PD
Tumwater PD
Yelm PD

WAHKIAKUM

Wahkiakum County SO

Agencies by County

WALLA WALLA

Walla Walla County SO
 College Place PD
 Walla Walla PD

WHATCOM

Whatcom County SO
 Bellingham PD
 Blaine PD
 Everson-Nooksack PD
 Ferndale PD
 Lummi Tribal PD
 Lynden PD
 Nooksack Tribal PD
 Sumas PD
 Western WA University PD

WHITMAN

Whitman County SO
 Colfax PD
 Colton PD
 Garfield PD
 Oakesdale PD
 Palouse PD
 Pullman PD
 Rosalia PD
 Uniontown PD
 WA State University PD

YAKIMA

Yakima County SO
 Grandview PD
 Granger PD
 Mabton PD
 Moxee PD
 Selah PD
 Sunnyside PD
 Tieton PD
 Toppenish PD
 Union Gap PD
 Wapato PD
 Yakama Nation Tribal PD
 Yakima PD
 Zillah PD



| CITY | COUNTY |
|-------------------------|---------------|
| Aberdeen | Grays Harbor |
| Airway Heights | Spokane |
| Algona | King |
| Anacortes | Skagit |
| Arlington | Snohomish |
| Asotin | Asotin |
| Auburn | King |
| Bainbridge Island | Kitsap |
| Battle Ground | Clark |
| Beaux Arts | King |
| Bellevue | King |
| Bellingham | Whatcom |
| Bingen | Klickitat |
| Black Diamond | King |
| Blaine | Whatcom |
| Bonney Lake | Pierce |
| Bothell | King |
| Bremerton | Kitsap |
| Brewster | Okanogan |
| Brier | Snohomish |
| Buckley | Pierce |
| Burien | King |
| Burlington | Skagit |
| Camas | Clark |
| Carnation | King |
| Castle Rock | Cowlitz |
| Central WA University | Kittitas |
| Centralia | Lewis |
| Chehalis | Lewis |
| Chehalis Tribe | Grays Harbor |
| Cheney | Spokane |
| Chewelah | Stevens |
| Clarkston | Asotin |
| Cle Elum | Kittitas |
| Clyde Hill | King |
| Colfax | Whitman |
| College Place | Walla Walla |
| Colton | Whitman |
| Colville | Stevens |
| Colville Tribe | Okanogan |
| Connell | Franklin |
| Cosmopolis | Grays Harbor |
| Coulee Dam | Okanogan |
| Coupeville | Island |
| Covington | King |
| Cowlitz Tribe | Clark |
| Darrington | Snohomish |
| Des Moines | King |
| DuPont | Pierce |
| Duvall | King |
| East Wenatchee | Douglas |
| Eastern WA University | Spokane |
| Eatonville | Pierce |
| Edgewood | Pierce |
| Edmonds | Snohomish |
| Ellensburg | Kittitas |
| Elma | Grays Harbor |
| Elmer City | Okanogan |
| Enumclaw | King |
| Ephrata | Grant |
| Everett | Snohomish |
| Evergreen State College | Thurston |
| Everson | Whatcom |
| Federal Way | King |

| CITY | COUNTY |
|-------------------|---------------|
| Ferndale | Whatcom |
| Fife | Pierce |
| Fircrest | Pierce |
| Forks | Clallam |
| Garfield | Whitman |
| Gig Harbor | Pierce |
| Gold Bar | Snohomish |
| Goldendale | Klickitat |
| Grand Coulee | Grant |
| Grandview | Yakima |
| Granger | Yakima |
| Granite Falls | Snohomish |
| Hoh Tribe | Clallam |
| Hoquiam | Grays Harbor |
| Index | Snohomish |
| Ilwaco | Pacific |
| Issaquah | King |
| Kalama | Cowlitz |
| Kalispel Tribe | Pend Oreille |
| Kelso | Cowlitz |
| Kenmore | King |
| Kennewick | Benton |
| Kent | King |
| Kettle Falls | Stevens |
| Kirkland | King |
| Kittitas | Kittitas |
| La Center | Clark |
| La Push Tribe | Clallam |
| Lacey | Thurston |
| Lake Forest Park | King |
| Lake Stevens | Snohomish |
| Lakewood | Pierce |
| Langley | Island |
| Liberty Lake | Spokane |
| Long Beach | Pacific |
| Longview | Cowlitz |
| Lower Elwha Tribe | Clallam |
| Lummi Nation | Whatcom |
| Lynden | Whatcom |
| Lynnwood | Snohomish |
| Mabton | Yakima |
| Makah Tribe | Clallam |
| Maple Valley | King |
| Marysville | Snohomish |
| Mattawa | Grant |
| McCleary | Grays Harbor |
| Medina | King |
| Mercer Island | King |
| Mill Creek | Snohomish |
| Milton | Pierce |
| Monroe | Snohomish |
| Montesano | Grays Harbor |
| Morton | Lewis |
| Moses Lake | Grant |
| Mossyrock | Lewis |
| Mount Vernon | Skagit |
| Mountlake Terrace | Snohomish |
| Moxee | Yakima |
| Muckleshoot Tribe | King |
| Mukilteo | Snohomish |
| Napavine | Lewis |
| Newcastle | King |

| CITY | COUNTY |
|-----------------------------|---------------|
| Newport | Pend Oreille |
| Nisqually Tribe | Thurston |
| Nooksack Tribe | Whatcom |
| Normandy Park | King |
| North Bend | King |
| Oak Harbor | Island |
| Oakesdale | Whitman |
| Oakville | Grays Harbor |
| Ocean Shores | Grays Harbor |
| Odessa | Lincoln |
| Olympia | Thurston |
| Omak | Okanogan |
| Oroville | Okanogan |
| Orting | Pierce |
| Othello | Adams |
| Pacific | King |
| Palouse | Whitman |
| Pasco | Franklin |
| Pe Ell | Lewis |
| Port Angeles | Clallam |
| Port Gamble S'Klallam Tribe | Kitsap |
| Port of Pasco | Franklin |
| Port of Seattle | King |
| Port Orchard | Kitsap |
| Port Townsend | Jefferson |
| Poulsbo | Kitsap |
| Prosser | Benton |
| Pullman | Whitman |
| Puyallup | Pierce |
| Puyallup Tribe | Pierce |
| Quinalt Tribe | Grays Harbor |
| Quincy | Grant |
| Rainier | Thurston |
| Raymond | Pacific |
| Reardan | Lincoln |
| Redmond | King |
| Renton | King |
| Republic | Ferry |
| Richland | Benton |
| Ridgefield | Clark |
| Ritzville | Adams |
| Rosalia | Whitman |
| Roy | Pierce |
| Royal City | Grant |
| Ruston | Pierce |
| Sammamish | King |
| Sauk-Suiattle Tribe | Snohomish |
| SeaTac | King |
| Seattle | King |
| Sedro-Woolley | Skagit |
| Selah | Yakima |
| Sequim | Clallam |
| Shelton | Mason |
| Shoalwater Bay Tribe | Pacific |
| Shoreline | King |
| Skokomish Tribe | Mason |
| Skykomish | King |
| Snohomish | Snohomish |
| Snohomish Auto Theft | Snohomish |
| Snoqualmie | King |

| CITY | COUNTY |
|--------------------------|---------------|
| Snoqualmie Tribe | King |
| Soap Lake | Grant |
| South Bend | Pacific |
| Spokane | Spokane |
| Spokane Intl Airport | Spokane |
| Spokane Tribe | Stevens |
| Spokane Valley | Spokane |
| Springdale | Stevens |
| Squaxin Island Tribe | Mason |
| Stanwood | Snohomish |
| Steilacoom | Pierce |
| Stillaguamish Tribe | Snohomish |
| Sultan | Snohomish |
| Sumas | Whatcom |
| Sumner | Pierce |
| Sunnyside | Yakima |
| Suquamish Tribe | Kitsap |
| Swinomish Tribe | Skagit |
| Tacoma | Pierce |
| Tenino | Thurston |
| Tieton | Yakima |
| Toledo | Lewis |
| Tonasket | Okanogan |
| Toppenish | Yakima |
| Tukwila | King |
| Turnwater | Thurston |
| Twisp | Okanogan |
| Union Gap | Yakima |
| University of Washington | King |
| University Place | Pierce |
| Upper Skagit Tribe | Skagit |
| Vader | Lewis |
| Vancouver | Clark |
| Walla Walla | Walla Walla |
| Wapato | Yakima |
| Warden | Grant |
| WA State Gambling | Thurston |
| WA State Insurance | Thurston |
| WA State Patrol | Thurston |
| WA State University | Whitman |
| Washougal | Clark |
| Wenatchee | Chelan |
| West Richland | Benton |
| Western WA University | Whatcom |
| Westport | Grays Harbor |
| White Salmon | Klickitat |
| Wilbur | Lincoln |
| Winlock | Lewis |
| Winthrop | Okanogan |
| Woodinville | King |
| Woodland | Cowlitz |
| Woodway | Snohomish |
| WSU – Vancouver | Clark |
| Yakima | Yakima |
| Yakama Nation | Yakima |
| Yarrow Point | King |
| Yelm | Thurston |
| Zillah | Yakima |

Introduction

This is the forty-fifth (45th) annual publication of the Washington Uniform Crime Reporting (UCR) Program report of criminal offenses, arrests, law enforcement officers killed or assaulted, and full-time law enforcement employees. Funding for the Washington State UCR Program is provided through contract with the Washington State Criminal Justice Training Commission (CJTC) and administration of the program is the responsibility of the Washington Association of Sheriffs and Police Chiefs (WASPC) Criminal Justice Information Support (CJIS) Department. The Washington State UCR Program is unique in that it is sponsored, administered, and supported by an organization of contributing agency administrators rather than a bureau or department of state government.

How to Use This Report

The ***Crime in Washington 2024*** is a publication based on crime statistic data submitted from Washington law enforcement agencies using the National Incident-Based Reporting System (NIBRS). There are important factors the reader must consider when reading or using this report as well as crime statistic reports available from the FBI or other sources:

1. The data used to compile this report are based on a “snapshot” of our repository database as of **April 16, 2025**. In NIBRS, there are no “fixed” statistics because law enforcement agencies update their incidents as new information becomes available.
2. The data used in this report are based on the NIBRS method of submitting crime statistics. It is more comprehensive and detailed than the prior Summary Reporting System (SRS) method, so the statistics published in NIBRS and SRS reports should not be compared.
3. The data displayed in this report may not exactly match the FBI ***Crime in The United States 2024*** report which will be published later this year. The Washington State UCR Program forwards the crime data to the FBI in the NIBRS format; however, the FBI may convert NIBRS to the SRS format, use estimations, or omit agencies that have not submitted all twelve months for 2024.
4. Caution should be used when comparing data displayed for each agency or compiling “rankings” of cities and counties. There are several variables that contribute to crime in a particular jurisdiction, including the demographics, economic, and cultural make-up of the population, the local industrial and economic base, its dependence on neighboring jurisdictions, the transportation system, its economic dependence on non-residents (such as tourists, shoppers, or other day-time visitors), and its proximity to military installations, correctional facilities, universities/colleges, or state hospitals.

Background

Although the collection of nationwide crime information dates back to the 1890s, no ongoing program was initiated until the International Association of Chiefs of Police (IACP) established a committee on uniform crime records in 1917. The committee's responsibility to provide management information to law enforcement agencies eventually was turned over to the Federal Bureau of Investigation (FBI) in 1930 when the FBI received a congressional mandate to collect and disseminate national crime information. The IACP has continued to serve the UCR Program in an advisory capacity and has been joined in this responsibility by the National Sheriffs Association.

The FBI UCR Program started with the Summary Reporting System (SRS) method of submitting crime statistic data; the SRS method remained virtually unchanged, other than adding the Arson offense in 1979 and Human Trafficking Offenses in 2013. The National Incident-Based Reporting System (NIBRS) was a result of a 1970s law enforcement study to improve crime statistics with the guidelines and specifications developed and based on recommendations and collaboration during the 1980s. A pilot was conducted during 1987 in South Carolina and at a national UCR conference in early 1988; the consensus of attendees was that the FBI should continue its efforts to implement NIBRS nationally. In February 2016, the FBI Director announced that the FBI UCR Program would transition to a NIBRS-only data collection; the NIBRS method of UCR data collection has replaced the SRS method.

The Washington State UCR Program was activated in October 1979 and collection of the monthly SRS data from contributing agencies began in January 1980. In December 2006, Washington State was certified by the FBI to officially collect and submit NIBRS data. In January 2008, based on a 2007 advisory committee recommendation, the WASPC Executive Board made the decision to set the goal date for Washington State law enforcement agencies to convert from the SRS method to NIBRS by January 1, 2012. Due to a number of agencies involved in records management system (RMS) upgrades and replacements during 2011, the Executive Board agreed to grant extensions to agencies that could not meet 2012 deadline. In September 2018, we achieved our goal of 100% NIBRS participation.

Today, the Washington State UCR Program offers on-line data entry or batch file upload and provides various reports necessary for statistical purposes in the criminal justice system. Data for ***Crime in Washington 2024*** were compiled from monthly NIBRS submissions by individual law

enforcement agencies throughout the State of Washington. As mentioned, the data included in this report are comprised of NIBRS data only; the “Individual Agency NIBRS” pages display a comparison between 2023 and 2024 only for the agencies that submitted NIBRS for both years.

Crime Index

In the past, the Crime Index was used as a basic measure for comparing the extent of crime among cities, counties, and states of similar size. The index was simply the total number of certain offenses that occurred in a given area in a given calendar period. The offenses used in the Crime Index were the SRS offenses of Murder, Rape, Robbery, Aggravated Assault, Burglary, Larceny-Theft, Motor Vehicle Theft, and Arson.

In June 2004, the FBI Criminal Justice Information Services Division Advisory Policy Board approved discontinuing the use of the Crime Index in the FBI UCR Program and its publications. Because Washington State is no longer converting NIBRS data into SRS data for the purposes of statewide statistical comparison, we discontinued using the “term” Crime Index as a measure to depict incidence of crime beginning with the 2012 annual report.

Crime Rate

A crime rate is based on a specific crime category, such as Crime Against Persons, Crime Against Property, or Crime Against Society, or specific crime grouping, such as violent crimes. The category or grouping is adjusted for variances in population by indicating the number of offenses for each 1,000 persons (other base population increments may be used such as the number of offenses per 100,000).

To calculate the crime rate, first divide the population of the area by 1,000, then divide the crime category or grouping by that answer. For example, if a city has a population of 273,000 and a crime category of 21,257, the calculations would be:

1. 273,000 divided by 1,000 = 273.0
2. 21,257 divided by 273.0 = 77.86

Thus, although a city's crime category is 21,257, its crime rate (the number of crimes for each 1,000 people) is 77.86.

Classification of Offenses

All offenses are classified on the basis of law enforcement investigation in accordance with

national UCR offense definitions and are not necessarily identical to the state Revised Code of Washington (RCW) or local ordinance definitions. Because UCR identifies and tallies *law enforcement* contact, offense classifications are not based on filings of the prosecutor, court, medical examiner, jury, or other judicial or subsequent findings.

NIBRS divides offenses into two (2) categories designated as Group A - Incident and Group B - Arrest Only. The Group A offenses collected in the NIBRS program are: Animal Cruelty, Arson, Assault Offenses, Bribery, Burglary, Counterfeiting/Forgery, Destruction/Damage/Vandalism of Property, Drug/Narcotic Offenses, Embezzlement, Extortion/Blackmail, Fraud Offenses, Gambling Offenses, Homicide Offenses, Human Trafficking Offenses, Kidnapping/Abduction, Larceny/Theft Offenses, Motor Vehicle Theft, Pornography/Obscene Material Offenses, Prostitution Offenses, Robbery, Sex Offenses, Non-Forcible Sex Offenses, Stolen Property Offenses, and Weapon Law Violations; in Washington State, an additional Group A offense is collected: Violation of No Contact/Protection/Anti-Harassment Order. Group A offenses include statistical data on the incident, up to ten offenses, property involved, weapons involved, victim and offender demographics, arrest information, and clearance status.

Group B offenses, for which only arrest data are collected include: Bad Checks; Curfew/Loitering/Vagrancy Violations; Disorderly Conduct; Driving Under the Influence; Drunkenness; Non-Violent Family Offenses; Liquor Law Violations; Peeping Tom; Trespass of Real Property; and All Other Non-Traffic Offenses.

Counting Offenses

All crimes committed within the same incident by the same person or group of persons, without a significant time or space interval separating them, are reported in NIBRS - a hierarchy rule does not exist in NIBRS as it did in SRS. For example, if a Rape case involves crimes of Motor Vehicle Theft and Kidnapping, all crimes are reported. However, if a crime is an inherent part of another crime, only one crime may be reported. For example, Larceny is inherent in the crime of Burglary and would not be reported as a separate crime in the incident; however, if the suspect, upon leaving the residence, takes items outside the structure, Larceny would be reported as a second crime. As another example, Assault is an element in Robbery and would not be reported as a crime separately from the Robbery; however, if the suspect forces the victim to engage in a sexual act, both a Robbery and a Sex Offense would be reported because a forced sexual act is not an element of Robbery.

For statistical counting purposes, one offense is counted for each victim of a Crime Against Person; except for Motor Vehicle Theft, one offense is counted for each distinct operation of a Crime Against Property; for Motor Vehicle Theft, one offense is counted for each stolen vehicle, and; one offense is counted for each Crime Against Society.

Arrests

In NIBRS, the law enforcement agencies collect detailed data elements related to incidents and arrests. The Group A - Incident Reports are comprised of segments (Administrative, Offense, Property, Victim, Offender, and Arrestee) and within the segments are multiple data elements identifying the incident, such as originating agency identifier (ORI), incident number, date, location, offense, demographics, and other relevant segment categories. Therefore, unlike SRS, the NIBRS arrests and clearances can be submitted as updates to the reported Group A – Incidents.

Clearances

In NIBRS, clearances are on the incident-level rather than the offense-level. If one offense within an incident is cleared, all offenses in that incident are cleared. Likewise, the arrest of one offender in an incident will clear it even if other offenders have not been arrested yet. Clearances by arrest are automatically created when an Arrest Segment is submitted with a Group A - Incident. An incident cannot be cleared exceptionally if there has been an arrest reported.

Clearances by Exceptional Means allow an agency to clear an incident without an arrest. The four elements that must exist for an exceptional clearance include:

- 1) the identity of at least one offender must be known;
- 2) sufficient probable cause must have been developed to support the arrest and prosecution of the offender;
- 3) the offender's exact location must be known, and;
- 4) there must be a reason, outside of law enforcement's control, which prevents the arrest (for example, the death of the offender or if the offender is in the custody of another jurisdiction).

When reviewing the number of clearances, it is important to remember that a clearance can be by "arrest" or by "exceptional means" and could possibly be for an offense in a prior year. The number does not reflect the number of persons arrested for an offense. Also, in UCR terminology, a clearance does not include a case for which the law enforcement agency could not proceed with

an investigation due to a reluctant or unavailable witness or victim. A clearance in UCR does not mean there is a final disposition on a case, the case is unsolved, or the case is no longer under investigation.

Objectives of the Washington State UCR Program

The primary objective of the ***Crime in Washington 2024*** is to implement and administer a uniform system of collecting crime and arrest statistical data from contributing law enforcement agencies in the State of Washington and present the information in complete, accurate, and timely method for the contributors and users of the data. Whether it's a citizen interested in the probability of crime in a neighborhood, a forecaster tracking trends for budget recommendations, or a criminal justice practitioner scheduling personnel deployment in the interest of public safety, data-driven evidence is the foundation for each decision-maker.

Individuals using the tabulations in the ***Crime in Washington 2024*** are cautioned against drawing conclusions by making direct comparisons between cities and/or counties due to the existence of numerous factors which affect the amount and type of crime from place to place. It is important to remember crime is a social problem and therefore, a concern of the entire community. The efforts of law enforcement are limited to factors within its control.

When compiled and evaluated, the data available in the ***Crime in Washington 2024*** can be utilized to:

1. Identify the number of crimes reported by contributing agencies.
2. Identify the geographical distribution of reported offenses.
3. Determine whether or not reported crimes have increased or decreased.
4. Determine the number of clearances and the clearance rate for reported offenses.
5. Determine the reported number of arrests by offense, age, sex, and race.
6. Determine the number of law enforcement officers assaulted and killed.
7. Determine the number of commissioned (sworn) and civilian law enforcement employees.
8. Determine the rate per population group of commissioned (sworn) and civilian law enforcement employees.

There are Washington State statutes requiring submission of crime data to the WASPC CJIS Department, such as domestic violence crime reporting pursuant to RCW 10.99.035 and hate crime reporting pursuant to RCW 36.28A.030. In addition, there are state funding opportunities and

programs tied to crime statistic reporting. For example, RCW 82.14.310 for counties and RCW 82.14.320 for municipalities define the criminal justice assistance accounts and the use of crime statistics for calculation in funding.

Timely UCR submission to the WASPC CJIS Department is a requirement for the agency accreditation program in Washington State - Chapter 5, Standard 5.12. Some grant opportunities from federal agencies depend on crime statistics as well. For example, the funding eligibility and calculations for award allocation under the federal Edward Byrne Memorial Justice Assistance Grant (JAG) Program are based on the violent crime reported to the FBI UCR Program.

(Reference: <https://bja.ojp.gov/doc/jag-program-fact-sheet.pdf>)

Domestic Violence

Domestic violence (DV) crime statistics are collected as mandated by the Washington State statute (RCW 10.99.035). These are not separate offenses from those collected in the State UCR Program but because of the nature of the relationship between the victim(s) and offender(s) involved, an offense may include a DV indicator. The DV data element is collected on Crimes Against Persons and Crimes Against Property; however, the indicator is not forwarded to the FBI.

Hate Crime

Washington State statute (RCW 36.28A.030) mandates the collection of information related to hate crime and any other crimes of bigotry or bias apparently directed against victims perceived to be of a particular race, color, religion, ancestry, national origin, gender, sexual orientation, gender expression or identity, or mental, physical, or sensory disability. Like domestic violence offenses, "hate crimes" are not distinct, separate offenses but are traditional offenses motivated in whole, or in part, by the offender's bias. Data collected with the hate crime indicator are forwarded to the FBI.

Statewide Crime Profile

The following section provides statewide offense counts for Crimes Against Persons, Crimes Against Property, and Crimes Against Society. These numbers are derived from monthly National Incident-Based Reporting System (NIBRS) submissions by Washington State law enforcement agencies.

Facts at a Glance

- The total population for the State of Washington is **8,035,515**.
- In 2024, there were **198** agencies that reported two consecutive years of NIBRS data. Of these agencies, there were **446,544** Group A offenses reported in 2024; compared to **488,787** Group A offenses reported in 2023. This resulted in a *decrease* of **8.6%** in Group A offenses reported.
 - In 2024, Crimes Against Persons showed a *decrease* of **0.8%** with **110,065** offenses reported; compared to **110,989** offenses reported in 2023.
 - In 2024, Crimes Against Property showed a *decrease* of **13.4%** with **308,506** offenses reported; compared to **356,438** offenses reported in 2023.
 - In 2024, Crimes Against Society showed an *increase* of **31.0%** with **27,973** offenses reported; compared to **21,360** offenses reported in 2023.
 - In 2024, Violent Crimes showed a *decrease* of **7.6%** with **29,036** offenses reported; compared to **31,441** offenses reported in 2023.
- There were **312** murders in 2024; this is a *decrease* of **18.8%** compared to **384** murders in 2023.
- In the category of Crimes Against Property, the three offense types with the highest percentage are Larceny-Theft with **44.6%**, Destruction of Property with **21.4%**, and Motor Vehicle Theft with **11.0%**.
- Group A offenses were cleared by arrest or exceptional means **26.0%** of the time.
- The crime rate (per 1,000 in population) for Group A offenses was **56.21**.
- The total arrest rate per 1,000 in population was **19.4**.
- Juveniles comprised **5.6%** of the total arrests.
- Domestic Violence offenses made up **49.5%** of all Crimes Against Persons and **5.2%** of all Crimes Against Property.
- A total of **24,764** persons were arrested for DUI, including **182** juveniles.

Facts at a Glance

- A total of **477** hate crime incidents were reported.
- There were a total of **2,285** assaults on law enforcement officers and **one** officer killed in the line of duty.
- Full-time law enforcement employees totaled **16,765**; of these **11,070** were commissioned officers.
- There were **10,907** arrests for Drug/Narcotic Violations; of that number **4.7%** were persons under 18 years of age.
 - For **amphetamines/methamphetamines**: Possessing/concealing constituted **33.5%** of the total criminal activity in drug violation incidents, using/consuming accounted for **5.8%**, and distributing/selling accounted for **3.6%** (*type of criminal activity can be entered three times per offense in each incident*).
 - For **marijuana**: Possessing/concealing constituted **5.5%** of the total criminal activity in drug violation incidents, using/consuming accounted for **0.9%**, and distributing/selling accounted for **0.6%** (*type of criminal activity can be entered three times per offense in each incident*).
 - For **heroin**: Possessing/concealing constituted **1.4%** of the total criminal activity in drug violation incidents, using/consuming accounted for **0.2%**, and distributing/selling accounted for **0.4%** of incidents (*type of criminal activity can be entered three times per offense in each incident*).
- The weapon type of “Personal Weapons” (hands, fists, or feet) was reported in **51,381** Crimes Against Persons incidents; firearms were reported in **5,730** incidents (*up to three weapons can be reported in each incident*).
- There were **5,591** sexual assault (forcible and non-forcible) incidents reported in 2024. There was a total of **5,591** victims in these incidents; with a total of **5,673** offenders.
- There was a total of **71,051** domestic violence incidents reported; **15,187** of these incidents were Violations of Protection or No Contact Orders.



Crime Clock

One Crime Against Persons
every **4.7** minutes

Murder
every **1.2** days

Manslaughter
every **7.0** days

Rape
every **3.1** hours

Forcible Sex Offense
(excluding Rape)
every **3.5** hours

Aggravated Assault
every **29.1** minutes

Simple Assault
every **10.2** minutes

Intimidation
every **37.1** minutes

Kidnapping/Abduction
every **5.2** hours

Non-Forcible Sex Offenses
every **1.5** days

Human Trafficking Offenses
every **4.9** days

Violation of No Contact/Protection Order
every **26.8** minutes

One Crime Against Property
every **1.7** minutes

Robbery
every **1.6** hours

Burglary
every **16.6** minutes

Larceny/Theft Offenses
every **3.8** minutes

Motor Vehicle Theft
every **15.3** minutes

Arson
every **7.9** hours

Destruction of Property
every **7.9** minutes

Counterfeiting/Forgery
every **3.1** hours

Fraud Offenses
every **22.4** minutes

Embezzlement
every **1.7** days

Extortion/Blackmail
every **7.1** hours

Bribery
every **22.8** days

Stolen Property Offenses
every **1.4** hours

One Crime Against Society
every **18.5** minutes

Animal Cruelty
every **18.1** hours

Drug/Narcotic Violations
every **30.1** minutes

Drug Equipment Violations
every **3.8** hours

Pornography/Obscene Material
every **8.9** hours

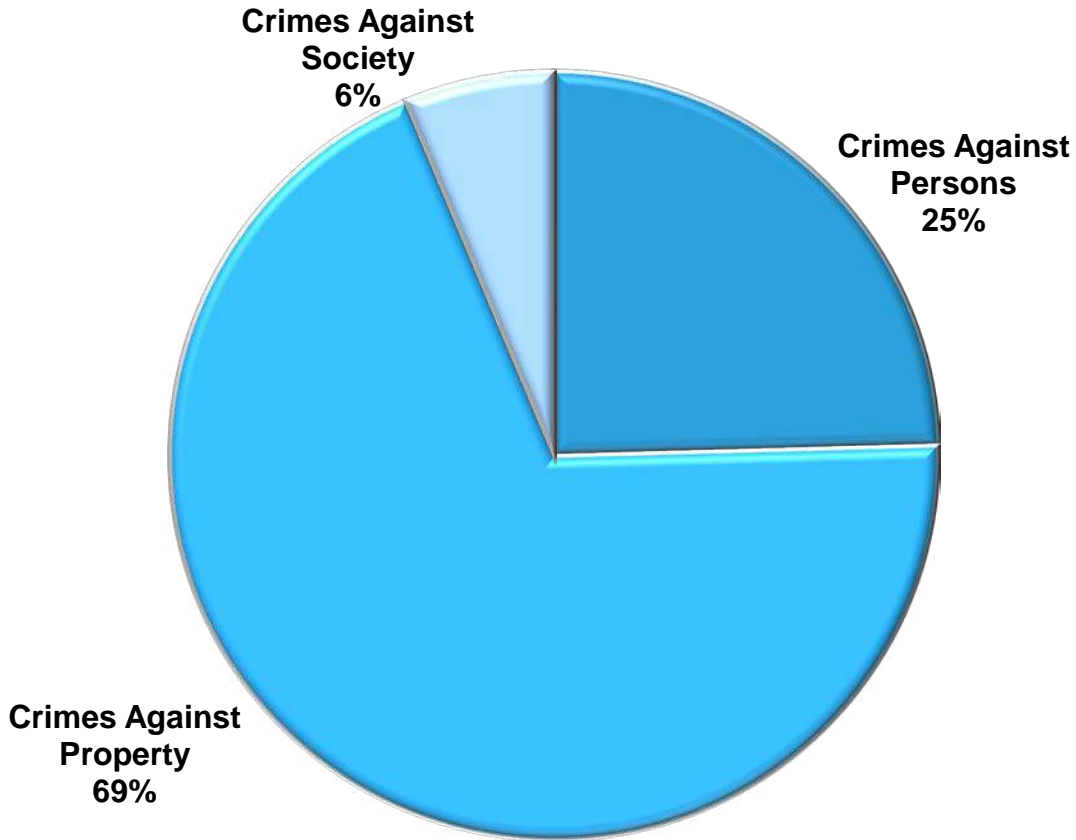
Prostitution Offenses
every **1.6** days

Weapon Law Violations
every **1.3** hours

Gambling Offenses
every **60.8** days

The crime clock should be viewed with caution. This is an aggregate representation of the NIBRS data and designed to convey the annual reported crime experience by showing the relative occurrence frequency of Group "A" offenses. This display method should not be taken to imply regularity in the commission of the offenses; rather, it represents the annual ratio of crime in fixed time intervals.

Group “A” Offenses



Crimes Against Persons

- Murder
- Negligent Manslaughter
- Rape
- Sodomy
- Sexual Assault w/Object
- Fondling
- Aggravated Assault
- Simple Assault
- Intimidation
- Kidnapping
- Incest
- Statutory Rape
- Human Trafficking Offenses*
- Violation of Protection/No Contact Order

Crimes Against Property

- Robbery
- Burglary/Breaking & Entering
- Larceny/Theft Offenses*
- Motor Vehicle Theft
- Arson
- Destruction of Property
- Counterfeiting/Forgery
- Fraud Offenses*
- Embezzlement
- Extortion/Blackmail
- Bribery
- Stolen Property Offenses

Crimes Against Society

- Animal Cruelty
- Drug/Narcotic Violations
- Drug Equipment Violations
- Gambling Offenses*
- Pornography
- Prostitution Offenses*
- Weapon Law Violations

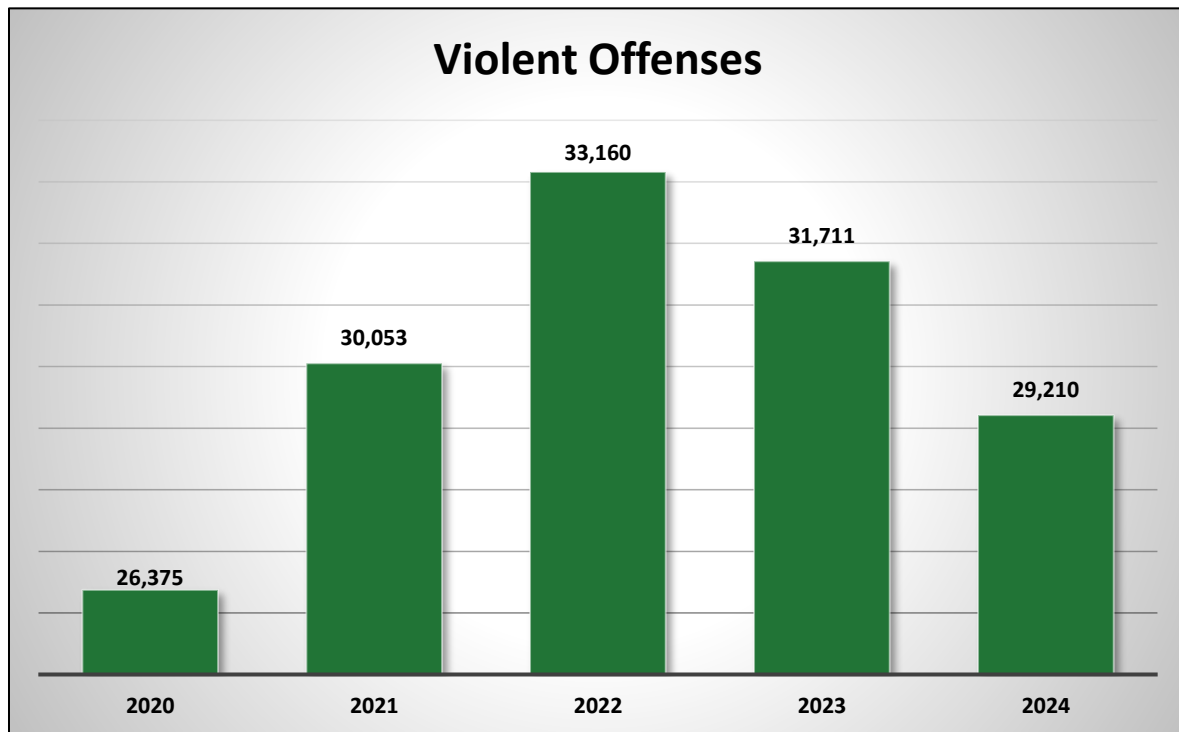
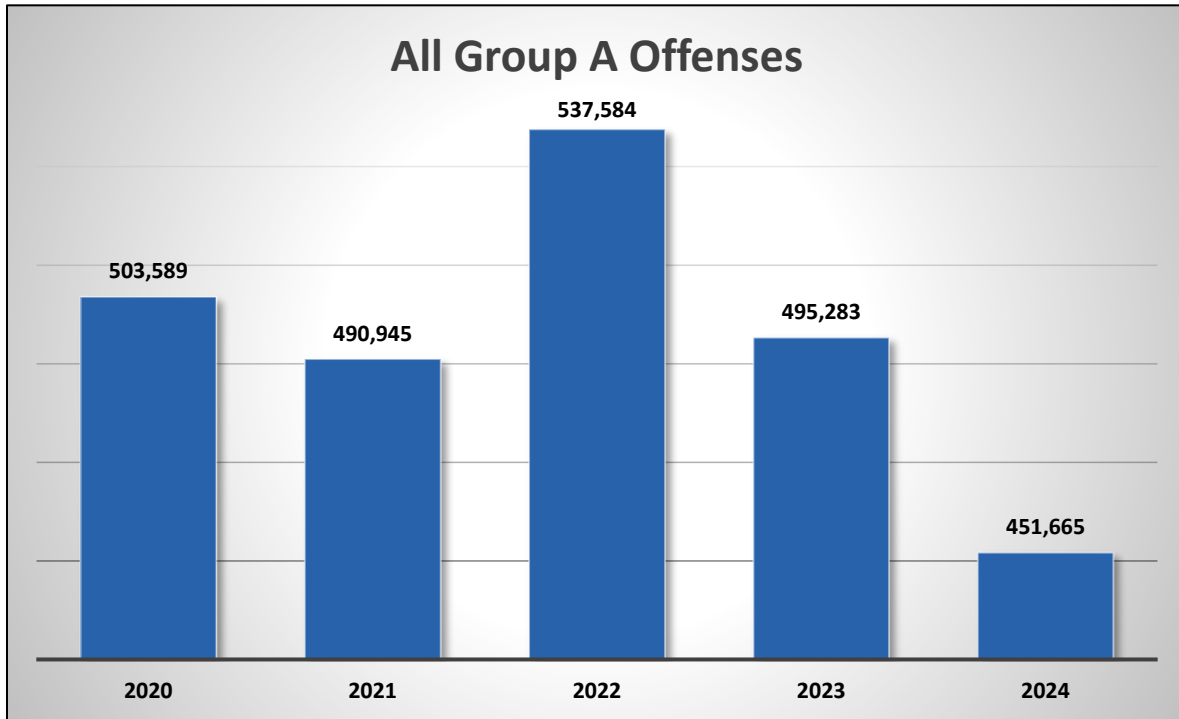
* Specific offenses exist within the crime category

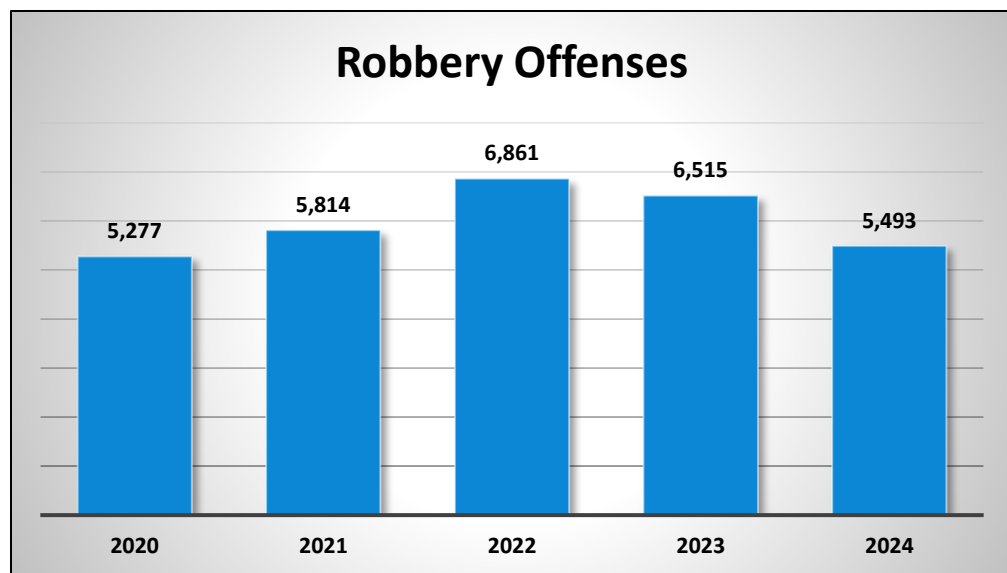
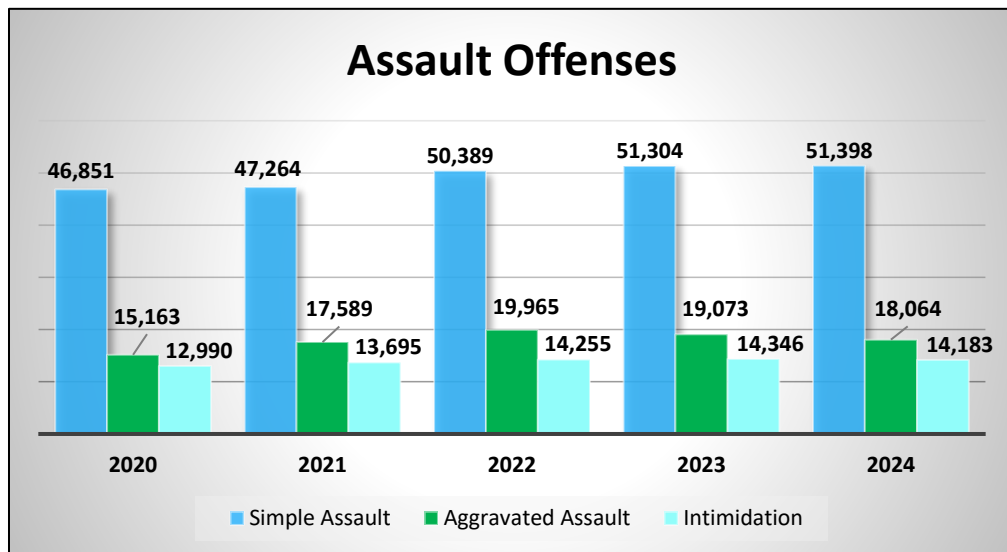
2024 Washington Statewide NIBRS Profile

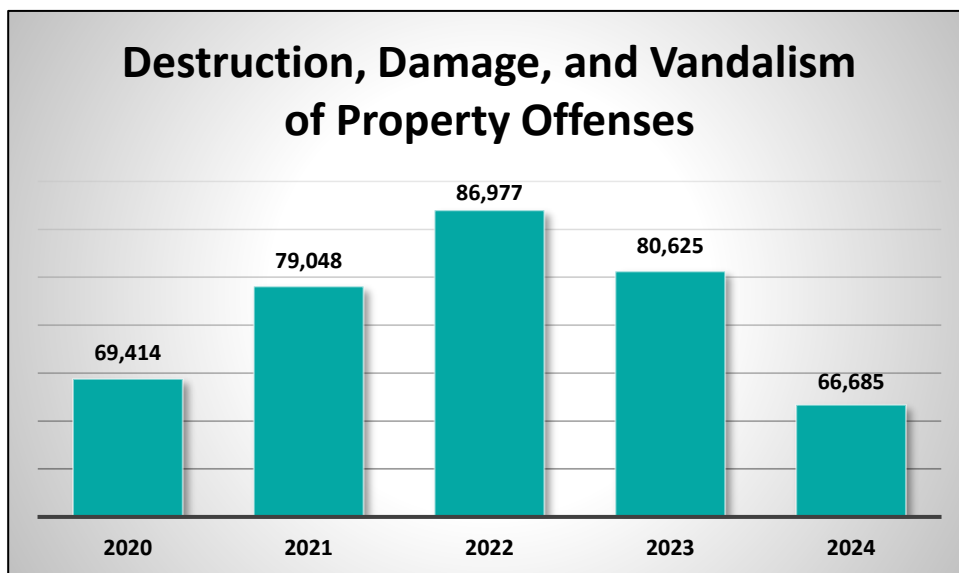
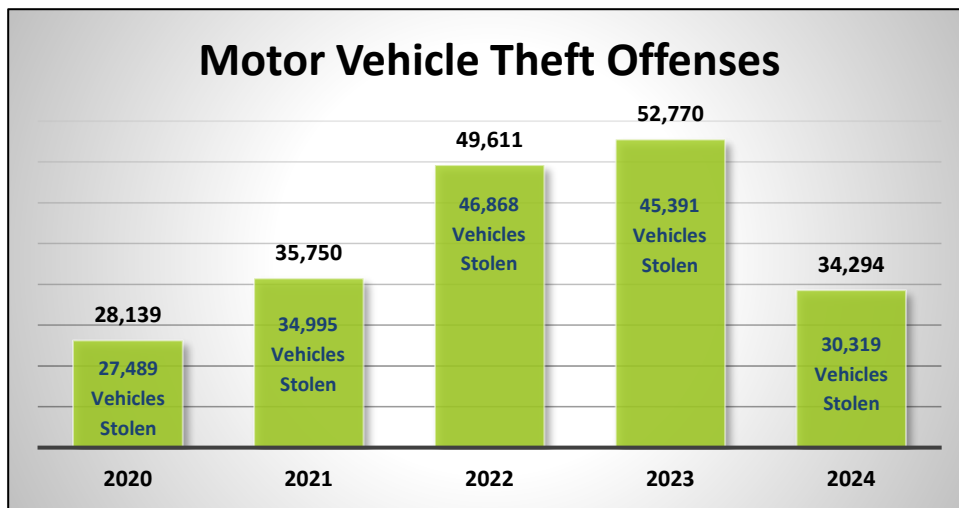
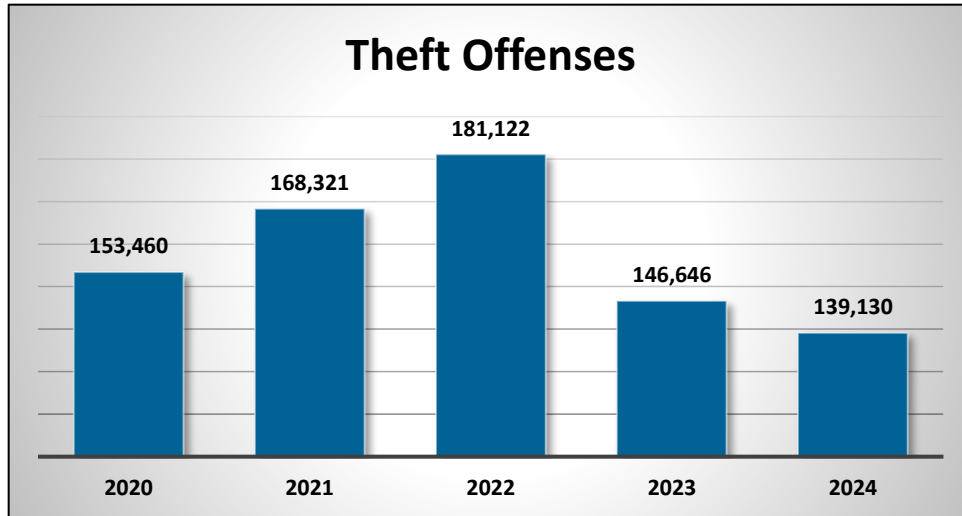
Offense by Category

| Offense | Reported in 2024 | Percent of Category | Offenses Cleared | Percent Cleared | Rate per 1,000 |
|--------------------------------------|------------------|---------------------|------------------|-----------------|----------------|
| Murder | 312 | 0.28% | 176 | 56.41% | 0.04 |
| Manslaughter | 52 | 0.05% | 30 | 57.69% | 0.01 |
| Rape | 2,818 | 2.54% | 587 | 20.83% | 0.35 |
| Sodomy | 232 | 0.21% | 52 | 22.41% | 0.03 |
| Sexual Assault w/Object | 52 | 0.05% | 6 | 11.54% | 0.01 |
| Fondling | 2,239 | 2.02% | 460 | 20.54% | 0.28 |
| Aggravated Assault | 18,064 | 16.28% | 9,101 | 50.38% | 2.25 |
| Simple Assault | 51,398 | 46.32% | 28,072 | 54.62% | 6.40 |
| Intimidation | 14,183 | 12.78% | 4,136 | 29.16% | 1.77 |
| Kidnapping | 1,694 | 1.53% | 1,034 | 61.04% | 0.21 |
| Incest | 46 | 0.04% | 11 | 23.91% | 0.01 |
| Statutory Rape | 204 | 0.18% | 69 | 33.82% | 0.03 |
| Human Trafficking Offenses | 74 | 0.07% | 16 | 21.62% | 0.01 |
| Viol No Contact/Protect Order | 19,598 | 17.66% | 11,101 | 56.64% | 2.44 |
| Crimes Against Persons Total | 110,966 | 24.57% | 54,851 | 49.43% | 13.81 |
| Robbery | 5,493 | 1.76% | 1,647 | 29.98% | 0.68 |
| Burglary/Breaking & Entering | 31,715 | 10.16% | 4,922 | 15.52% | 3.95 |
| Larceny/Theft Offenses | 139,130 | 44.55% | 19,530 | 14.04% | 17.31 |
| Motor Vehicle Theft | 34,294 | 10.98% | 1,648 | 4.81% | 4.27 |
| Arson | 1,106 | 0.35% | 272 | 24.59% | 0.14 |
| Destruction of Property | 66,685 | 21.35% | 9,129 | 13.69% | 8.30 |
| Counterfeit/Forgery | 2,872 | 0.92% | 418 | 14.55% | 0.36 |
| Fraud Offenses | 23,428 | 7.50% | 1,467 | 6.26% | 2.92 |
| Embezzlement | 212 | 0.07% | 56 | 26.42% | 0.03 |
| Extortion/Blackmail | 1,241 | 0.40% | 31 | 2.50% | 0.15 |
| Bribery | 16 | 0.01% | 7 | 43.75% | 0.00 |
| Stolen Property Offenses | 6,100 | 1.95% | 3,909 | 64.08% | 0.76 |
| Crimes Against Property Total | 312,292 | 69.14% | 43,036 | 13.78% | 38.86 |
| Animal Cruelty | 483 | 1.70% | 136 | 28.16% | 0.06 |
| Drug/Narcotic Violations | 17,473 | 61.51% | 13,471 | 77.10% | 2.17 |
| Drug Equipment Violations | 2,310 | 8.13% | 1,742 | 75.41% | 0.29 |
| Gambling Offenses | 6 | 0.02% | 0 | 0.00% | 0.00 |
| Pornography/Obscene Material | 989 | 3.48% | 214 | 21.64% | 0.12 |
| Prostitution Offenses | 231 | 0.81% | 96 | 41.56% | 0.03 |
| Weapon Law Violations | 6,915 | 24.34% | 3,882 | 56.14% | 0.86 |
| Crimes Against Society Total | 28,407 | 6.29% | 19,541 | 68.79% | 3.54 |
| Total Group "A" Offenses | 451,665 | | 117,428 | 26.00% | 56.21 |

Five-Year Crime Trends







Violent Crime

Violent Crime

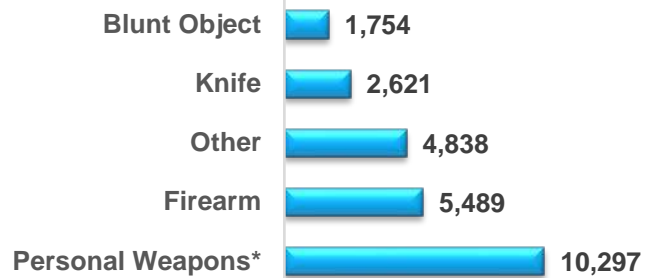
| | |
|-------------------|---------------|
| Offenses Reported | 29,210 |
| Rate per 1,000 | 3.64 |
| Total Arrests | 9,686 |

| Category | Distribution |
|-----------------------|--------------|
| Murder | 1.1% |
| Forcible Sex Offenses | 18.3% |
| Robbery | 18.8% |
| Aggravated Assault | 61.8% |

48.0% of violent crimes were committed against female victims.

17.4% of violent crimes were committed against victims under the age of 18 years.

2024 Violent Crime Incidents By Types of Weapon Used



* Personal Weapons are defined as "Hands, Fists, Feet etc."

The most frequent month of crime occurrence was **July**; the least frequent was **December**.

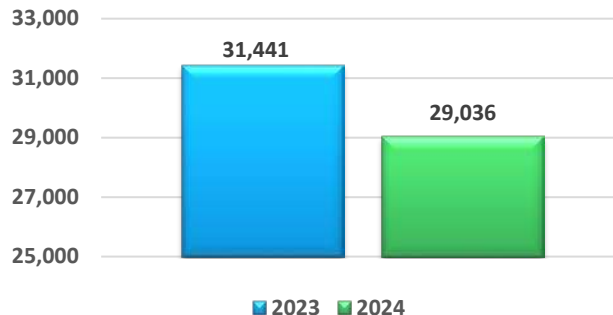
Relationship of Victim to Offender

| | |
|-------------------------------|--------------|
| Stranger/Unknown Relationship | 53.7% |
| Intimate Relationship | 13.9% |
| Otherwise Known | 9.9% |
| Acquaintance | 9.8% |
| Family Relationship | 9.5% |
| Friend | 2.4% |
| Victim was Offender | 0.8% |

"Top Five" Locations of Violent Crimes

| | |
|---------------------------|--------------|
| Residence/Home | 40.8% |
| Highway/Road/Alley/Etc. | 20.0% |
| Parking Lot/Garage | 7.1% |
| Grocery Store/Supermarket | 3.7% |
| Convenience Store | 3.1% |

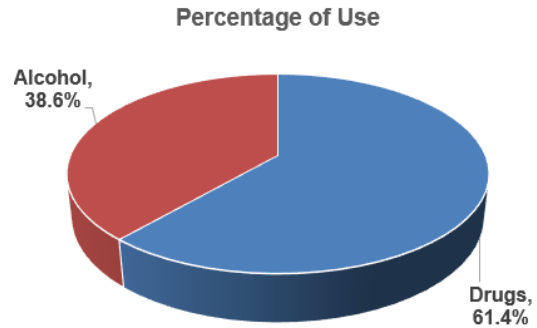
Two-Year Violent Crime Comparison



Comparison of **198** agencies with two full years of submissions.

Usage of Drugs and/or Alcohol

9.1% of the total Group “A” incidents reported in 2024 indicated drug and/or alcohol usage during the commission of a crime.



Reported Group “A” Incidents in which the Offender was Suspected of Using Drugs and/or Alcohol in the Commission of the Crime. Note: There can be more than one occurrence per offense.

| Group "A" Offenses | 2024 Incidents | Incidences of Suspected Usage | | Total Incidences of Suspected Usage | Suspected Usage % |
|-------------------------------|----------------|-------------------------------|--------|-------------------------------------|-------------------|
| | | Alcohol | Drugs | | |
| Murder | 312 | 16 | 36 | 52 | 16.7% |
| Manslaughter | 52 | 11 | 13 | 24 | 46.2% |
| Rape | 2,818 | 386 | 237 | 623 | 22.1% |
| Sodomy | 232 | 26 | 20 | 46 | 19.8% |
| Sexual Assault w/Object | 52 | 5 | 5 | 10 | 19.2% |
| Fondling | 2,239 | 132 | 66 | 198 | 8.8% |
| Aggravated Assault | 18,064 | 1,891 | 1,102 | 2,993 | 16.6% |
| Simple Assault | 51,398 | 6,726 | 2,194 | 8,920 | 17.4% |
| Intimidation | 14,183 | 874 | 660 | 1,534 | 10.8% |
| Kidnapping | 1,694 | 233 | 159 | 392 | 23.1% |
| Incest | 46 | 2 | 1 | 3 | 6.5% |
| Statutory Rape | 204 | 7 | 5 | 12 | 5.9% |
| Human Trafficking Offenses | 74 | 4 | 8 | 12 | 16.2% |
| Viol No Contact/Protect Order | 19,598 | 826 | 810 | 1,636 | 8.3% |
| Robbery | 5,493 | 236 | 328 | 564 | 10.3% |
| Burglary | 31,715 | 510 | 925 | 1,435 | 4.5% |
| Larceny/Theft Offenses | 139,130 | 1,129 | 2,276 | 3,405 | 2.4% |
| Motor Vehicle Theft | 34,294 | 127 | 295 | 422 | 1.2% |
| Arson | 1,106 | 20 | 58 | 78 | 7.1% |
| Destruction of Property | 66,685 | 1,762 | 1,221 | 2,983 | 4.5% |
| Counterfeit/Forgery | 2,872 | 12 | 54 | 66 | 2.3% |
| Fraud Offenses | 23,428 | 66 | 206 | 272 | 1.2% |
| Embezzlement | 212 | 0 | 2 | 2 | 0.9% |
| Extortion/Blackmail | 1,241 | 4 | 7 | 11 | 0.9% |
| Bribery | 16 | 0 | 0 | 0 | 0.0% |
| Stolen Property Offenses | 6,100 | 109 | 967 | 1,076 | 17.6% |
| Animal Cruelty | 483 | 14 | 34 | 48 | 9.9% |
| Drug/Narcotic Violations | 17,473 | 258 | 11,269 | 11,527 | 66.0% |
| Drug Equipment Violations | 2,310 | 18 | 1,383 | 1,401 | 60.6% |
| Gambling Offenses | 6 | 1 | 1 | 2 | 33.3% |
| Pornography/Obscene Material | 989 | 7 | 15 | 22 | 2.2% |
| Prostitution Offenses | 231 | 4 | 7 | 11 | 4.8% |
| Weapon Law Violations | 6,915 | 484 | 947 | 1,431 | 20.7% |

Crimes Against Persons

The following section provides information on Assault Offenses, Homicide Offenses, Human Trafficking Offenses, Kidnapping/ Abduction, Sex Offenses, and Violations of No Contact/Protection Order. Each victim equals one offense. These numbers are derived from National Incident-Based Reporting System (NIBRS) submissions by Washington State law enforcement agencies, unless otherwise notated.

2024 Washington NIBRS Crimes Against Persons

Statewide Profile

The data represent the number of victims within a reported incident.

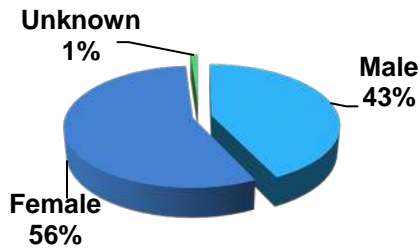
Crimes Against Persons

| | |
|-------------------|----------------|
| Offenses Reported | 110,966 |
| Rate per 1,000 | 13.81 |
| Total Arrests | 43,230 |

Percentages of Crimes Against Person by Category

| Offenses | Distribution |
|--------------------------|---------------|
| Simple Assault | 46.32% |
| Viol Of No Contact Order | 17.66% |
| Aggravated Assault | 16.28% |
| Intimidation | 12.78% |
| Rape | 2.54% |
| Fondling | 2.02% |
| Kidnapping | 1.53% |
| Murder | 0.28% |
| Sodomy | 0.21% |
| Statutory Rape | 0.18% |
| Human Trafficking | 0.07% |
| Sexual Assault w/Object | 0.05% |
| Manslaughter | 0.05% |
| Incest | 0.04% |

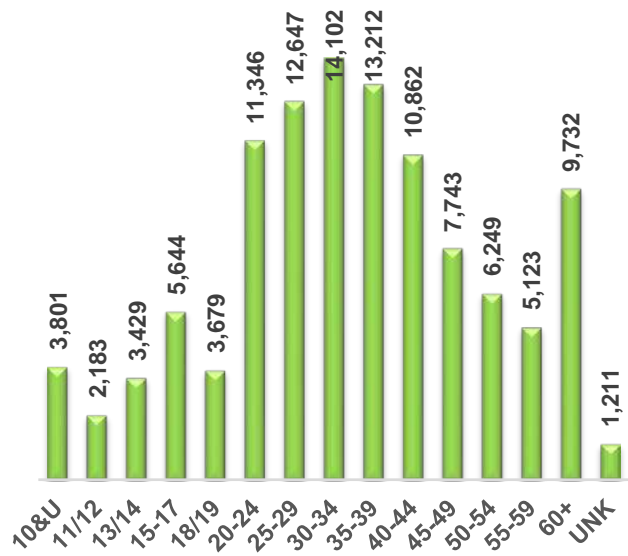
Victim Gender Comparison



13.6% of victims of Crimes Against Persons were under 18 years of age.

The most frequent month of Crimes Against Persons occurrence was **July**; the least frequent was **December**.

Victims of Crimes Against Persons by Age



2024 Washington NIBRS Crimes Against Persons

Type of Weapon Used in Commission of Crime

| | <i>Murder</i> | <i>Neq. Manslaughter</i> | <i>Rape</i> | <i>Sodomy</i> | <i>Sex Assault w/Objct.</i> | <i>Fondling</i> | <i>Aggravated Assault</i> | <i>Kidnapping/Abduction</i> | <i>Viol/No Contact/Protection Order</i> | <i>Simple Assault</i> | <i>Human Trafficking</i> | <i>Total</i> |
|-------------------------|---------------|--------------------------|-------------|---------------|-----------------------------|-----------------|---------------------------|-----------------------------|---|-----------------------|--------------------------|--------------|
| Handgun | 122 | 0 | 27 | 1 | 0 | 4 | 2,902 | 106 | 0 | 13 | 6 | 3,181 |
| Automatic Handgun | 1 | 0 | 0 | 0 | 0 | 0 | 20 | 0 | 0 | 0 | 0 | 21 |
| Rifle | 3 | 0 | 0 | 0 | 0 | 0 | 158 | 7 | 0 | 1 | 0 | 169 |
| Automatic Rifle | 0 | 0 | 0 | 0 | 0 | 0 | 0 | 0 | 0 | 0 | 0 | 0 |
| Automatic Firearm | 0 | 0 | 0 | 0 | 0 | 0 | 0 | 0 | 0 | 0 | 0 | 0 |
| Shotgun | 2 | 0 | 0 | 0 | 0 | 0 | 91 | 0 | 0 | 0 | 0 | 93 |
| Automatic Shotgun | 0 | 0 | 0 | 0 | 0 | 0 | 0 | 0 | 0 | 0 | 0 | 0 |
| Other Firearm | 56 | 0 | 16 | 0 | 0 | 3 | 2,118 | 46 | 0 | 5 | 2 | 2,246 |
| Other Automatic Firearm | 2 | 0 | 0 | 0 | 0 | 0 | 18 | 0 | 0 | 0 | 0 | 20 |
| Explosives | 0 | 0 | 0 | 0 | 0 | 0 | 25 | 0 | 0 | 0 | 0 | 25 |
| Knife | 36 | 0 | 47 | 1 | 1 | 8 | 2,243 | 77 | 0 | 13 | 0 | 2,426 |
| Blunt Object | 13 | 0 | 11 | 5 | 3 | 0 | 1,617 | 19 | 0 | 19 | 0 | 1,687 |
| Vehicle/Vessel | 11 | 29 | 1 | 0 | 0 | 0 | 812 | 18 | 0 | 3 | 0 | 874 |
| Personal Weapon | 23 | 2 | 1,543 | 145 | 32 | 1,406 | 4,421 | 858 | 42,455 | 479 | 17 | 51,381 |
| Poison | 1 | 2 | 1 | 0 | 0 | 1 | 18 | 0 | 0 | 0 | 0 | 23 |
| None | 0 | 0 | 713 | 48 | 3 | 628 | 496 | 408 | 4,104 | 2,556 | 38 | 8,994 |
| Fire | 4 | 2 | 1 | 0 | 0 | 1 | 31 | 3 | 0 | 0 | 0 | 42 |
| Drug/Narcotic | 21 | 6 | 53 | 2 | 2 | 2 | 40 | 3 | 0 | 0 | 2 | 131 |
| Asphyxiation | 6 | 1 | 24 | 4 | 2 | 0 | 858 | 18 | 0 | 0 | 0 | 913 |
| Other | 3 | 7 | 102 | 8 | 3 | 35 | 1,918 | 49 | 3,915 | 43 | 1 | 6,084 |
| Unknown | 7 | 3 | 278 | 18 | 6 | 151 | 252 | 78 | 902 | 42 | 15 | 1,752 |

Up to three (3) different types of weapons can be entered for each reported offense.

2024 Washington NIBRS Crimes Against Persons

Victims by Age and Sex

| Age | Murder | Man-slaughter | Rape | Sodomy | Sexual Assault w/Object | Fondling | Kidnap | Agg. Assault | Simple Assault | Intimidation | Incest | Stat. Rape | Human Traffick | Viol No Contact/ Protect Order | Total |
|-----------------------|--------|---------------|-------|--------|-------------------------|----------|--------|--------------|----------------|--------------|--------|------------|----------------|--------------------------------|--------|
| 10 & Under | | | | | | | | | | | | | | | |
| Male | 9 | 3 | 24 | 32 | 2 | 210 | 64 | 369 | 648 | 127 | 3 | 10 | 1 | 322 | 1,824 |
| Female | 8 | 3 | 141 | 15 | 5 | 453 | 53 | 289 | 470 | 92 | 9 | 26 | 2 | 356 | 1,922 |
| 11/12 | | | | | | | | | | | | | | | |
| Male | 2 | 0 | 6 | 8 | 0 | 25 | 12 | 116 | 549 | 166 | 2 | 8 | 1 | 93 | 988 |
| Female | 2 | 1 | 91 | 4 | 5 | 188 | 32 | 93 | 470 | 146 | 1 | 25 | 4 | 105 | 1,167 |
| 13/14 | | | | | | | | | | | | | | | |
| Male | 6 | 0 | 13 | 8 | 0 | 29 | 15 | 218 | 756 | 201 | 1 | 4 | 0 | 108 | 1,359 |
| Female | 2 | 0 | 229 | 13 | 3 | 234 | 48 | 156 | 852 | 248 | 3 | 66 | 18 | 166 | 2,038 |
| 15 | | | | | | | | | | | | | | | |
| Male | 7 | 0 | 10 | 4 | 0 | 10 | 8 | 162 | 373 | 112 | 1 | 4 | 0 | 57 | 748 |
| Female | 1 | 0 | 135 | 6 | 3 | 112 | 18 | 84 | 522 | 126 | 2 | 36 | 7 | 103 | 1,155 |
| 16 | | | | | | | | | | | | | | | |
| Male | 5 | 0 | 4 | 1 | 0 | 16 | 3 | 175 | 376 | 106 | 0 | 1 | 0 | 45 | 732 |
| Female | 1 | 0 | 135 | 5 | 0 | 91 | 21 | 110 | 446 | 147 | 2 | 9 | 9 | 106 | 1,082 |
| 17 | | | | | | | | | | | | | | | |
| Male | 7 | 0 | 5 | 2 | 0 | 14 | 6 | 177 | 364 | 111 | 2 | 0 | 0 | 40 | 728 |
| Female | 2 | 0 | 128 | 4 | 0 | 70 | 21 | 127 | 501 | 135 | 6 | 6 | 5 | 133 | 1,138 |
| 18/19 | | | | | | | | | | | | | | | |
| Male | 8 | 4 | 12 | 7 | 0 | 13 | 13 | 404 | 694 | 209 | 0 | 0 | 0 | 59 | 1,423 |
| Female | 2 | 0 | 197 | 4 | 4 | 69 | 68 | 295 | 1,000 | 243 | 1 | 0 | 5 | 336 | 2,224 |
| 20-24 | | | | | | | | | | | | | | | |
| Male | 18 | 3 | 12 | 10 | 0 | 27 | 38 | 1,028 | 2,374 | 563 | 2 | 0 | 1 | 236 | 4,312 |
| Female | 8 | 1 | 344 | 12 | 3 | 106 | 210 | 1,011 | 3,151 | 728 | 2 | 0 | 7 | 1,351 | 6,934 |
| 25-29 | | | | | | | | | | | | | | | |
| Male | 28 | 5 | 15 | 14 | 0 | 21 | 37 | 1,187 | 2,771 | 648 | 0 | 0 | 0 | 315 | 5,041 |
| Female | 6 | 1 | 243 | 11 | 5 | 93 | 197 | 1,038 | 3,284 | 807 | 1 | 0 | 1 | 1,797 | 7,484 |
| 30-34 | | | | | | | | | | | | | | | |
| Male | 28 | 0 | 27 | 12 | 1 | 17 | 46 | 1,310 | 2,857 | 773 | 0 | 0 | 2 | 525 | 5,598 |
| Female | 4 | 3 | 239 | 18 | 4 | 89 | 183 | 1,047 | 3,563 | 929 | 3 | 0 | 5 | 2,295 | 8,382 |
| 35-39 | | | | | | | | | | | | | | | |
| Male | 24 | 3 | 23 | 2 | 1 | 13 | 41 | 1,169 | 2,665 | 717 | 1 | 0 | 0 | 523 | 5,182 |
| Female | 13 | 3 | 225 | 8 | 1 | 67 | 144 | 952 | 3,331 | 900 | 0 | 0 | 0 | 2,292 | 7,936 |
| 40-44 | | | | | | | | | | | | | | | |
| Male | 19 | 1 | 20 | 6 | 1 | 10 | 27 | 956 | 2,100 | 664 | 0 | 0 | 0 | 536 | 4,340 |
| Female | 7 | 3 | 168 | 3 | 3 | 46 | 113 | 732 | 2,813 | 755 | 1 | 0 | 0 | 1,803 | 6,447 |
| 45-49 | | | | | | | | | | | | | | | |
| Male | 15 | 1 | 7 | 3 | 1 | 4 | 7 | 746 | 1,635 | 534 | 0 | 0 | 0 | 400 | 3,353 |
| Female | 5 | 0 | 104 | 3 | 3 | 38 | 74 | 506 | 1,859 | 586 | 0 | 0 | 0 | 1,171 | 4,349 |
| 50-54 | | | | | | | | | | | | | | | |
| Male | 13 | 1 | 10 | 2 | 0 | 5 | 12 | 598 | 1,421 | 509 | 1 | 0 | 0 | 337 | 2,909 |
| Female | 4 | 1 | 63 | 1 | 1 | 27 | 49 | 383 | 1,462 | 490 | 0 | 0 | 0 | 805 | 3,286 |
| 55-59 | | | | | | | | | | | | | | | |
| Male | 7 | 2 | 3 | 0 | 0 | 2 | 11 | 533 | 1,178 | 393 | 0 | 0 | 0 | 316 | 2,445 |
| Female | 4 | 1 | 55 | 1 | 2 | 19 | 28 | 291 | 1,204 | 358 | 1 | 0 | 0 | 634 | 2,598 |
| 60+ | | | | | | | | | | | | | | | |
| Male | 29 | 6 | 4 | 0 | 0 | 11 | 25 | 758 | 2,436 | 640 | 0 | 0 | 0 | 782 | 4,691 |
| Female | 16 | 4 | 91 | 5 | 3 | 68 | 48 | 456 | 2,353 | 638 | 1 | 0 | 0 | 1,313 | 4,996 |
| Unk. Age | | | | | | | | | | | | | | | |
| Male | 1 | 0 | 2 | 1 | 0 | 3 | 6 | 201 | 339 | 78 | 0 | 2 | 3 | 12 | 648 |
| Female | 0 | 1 | 28 | 0 | 0 | 7 | 5 | 52 | 106 | 42 | 0 | 7 | 1 | 16 | 265 |
| Total | | | | | | | | | | | | | | | |
| Male | 226 | 29 | 197 | 112 | 6 | 430 | 371 | 10,107 | 23,536 | 6,551 | 13 | 29 | 8 | 4,706 | 46,321 |
| Female | 85 | 22 | 2,616 | 113 | 45 | 1,777 | 1,312 | 7,622 | 27,387 | 7,370 | 33 | 175 | 64 | 14,782 | 63,403 |

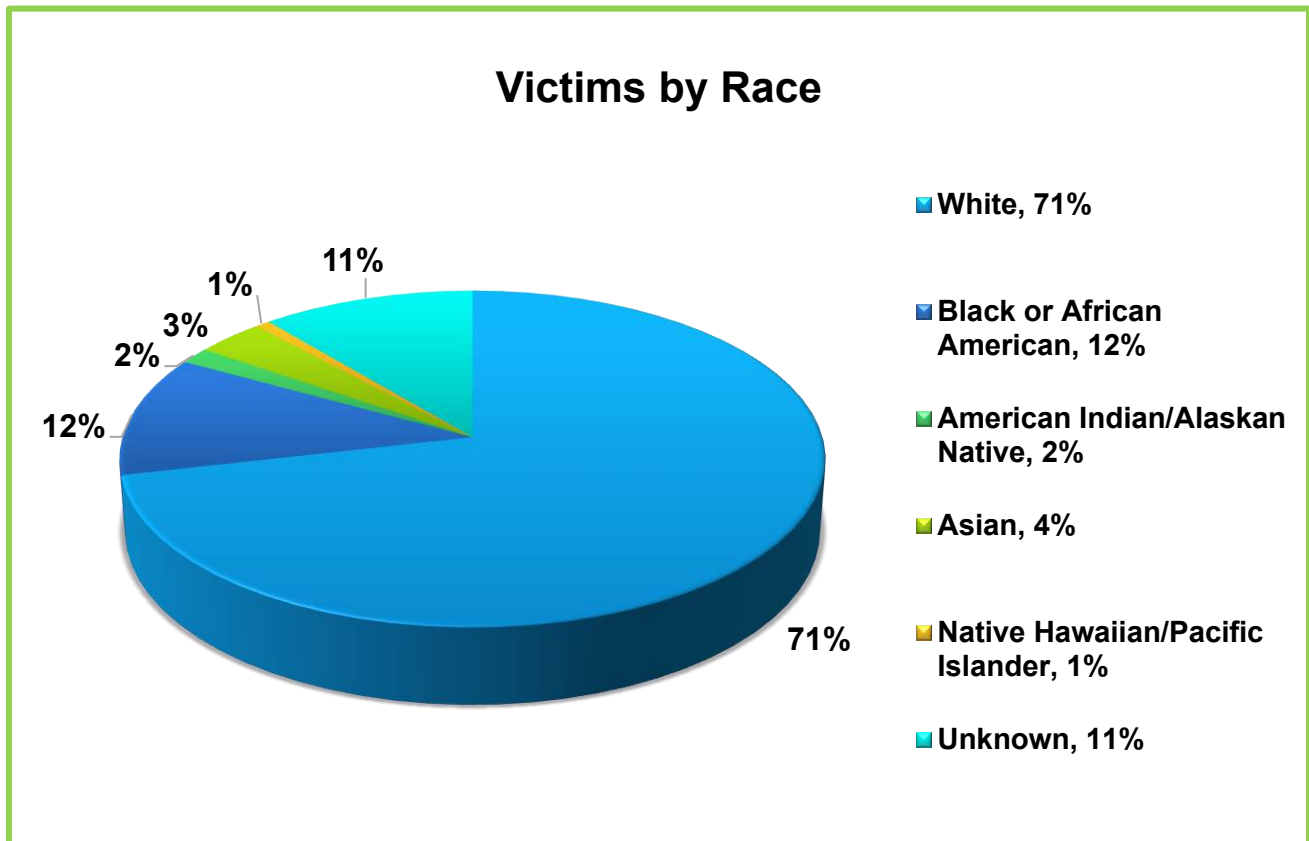
Note: Chart does not reflect 1,239 victim counts due to unknown gender or age.

2024 Washington NIBRS Crimes Against Persons

Victims by Race

| Offense | White | Black or African American | American Indian/Alaskan Native | Asian | Native Hawaiian/Pacific Islander | Unknown |
|-------------------------------|--------|---------------------------|--------------------------------|-------|----------------------------------|---------|
| Murder | 220 | 57 | 4 | 15 | 4 | 12 |
| Manslaughter | 33 | 8 | 2 | 1 | 0 | 8 |
| Rape | 1,987 | 284 | 50 | 88 | 19 | 390 |
| Sodomy | 162 | 22 | 7 | 4 | 2 | 35 |
| Sexual Assault w/Object | 34 | 5 | 1 | 1 | 2 | 9 |
| Fondling | 1,576 | 164 | 27 | 59 | 16 | 397 |
| Aggravated Assault | 11,590 | 2,981 | 310 | 714 | 175 | 2,293 |
| Simple Assault | 37,271 | 5,904 | 799 | 1,999 | 365 | 5,059 |
| Intimidation | 9,743 | 1,460 | 144 | 486 | 81 | 2,267 |
| Kidnapping | 1,245 | 164 | 26 | 63 | 18 | 178 |
| Incest | 34 | 2 | 0 | 1 | 1 | 8 |
| Statutory Rape | 118 | 24 | 5 | 6 | 3 | 48 |
| Human Trafficking Offenses | 35 | 16 | 0 | 8 | 0 | 15 |
| Viol No Contact/Protect Order | 15,212 | 1,795 | 376 | 495 | 149 | 1,571 |

There were 4 blank race codes.



2024 Washington NIBRS Crimes Against Persons

Relationship of Victim to Offender(s) by Offense

| Relationship | Murder | Man-slaughter | Rape | Sodomy | Sexual Assault w/Object | Fondling | Kidnap | Agg. Assault | Simple Assault | Intimidation | Incest | Stat Rape | Human Traffick | Viol No Contact/Protect Order |
|-------------------------|--------|---------------|------|--------|-------------------------|----------|--------|--------------|----------------|--------------|--------|-----------|----------------|-------------------------------|
| Spouse | 16 | 1 | 94 | 1 | 0 | 10 | 150 | 686 | 4,154 | 280 | 0 | 0 | 0 | 1,874 |
| Parent | 13 | 0 | 0 | 0 | 0 | 1 | 38 | 442 | 3,715 | 409 | 2 | 0 | 0 | 1,217 |
| Sibling | 7 | 1 | 39 | 12 | 1 | 79 | 12 | 323 | 2,193 | 256 | 19 | 3 | 0 | 423 |
| Child | 12 | 8 | 107 | 13 | 5 | 319 | 55 | 661 | 1,974 | 156 | 15 | 12 | 2 | 1,236 |
| Grandparent | 1 | 0 | 0 | 0 | 0 | 0 | 0 | 30 | 259 | 25 | 0 | 0 | 0 | 97 |
| Grandchild | 0 | 0 | 24 | 3 | 0 | 77 | 7 | 24 | 86 | 6 | 1 | 0 | 0 | 31 |
| In-law | 0 | 0 | 4 | 0 | 0 | 8 | 6 | 62 | 274 | 81 | 0 | 1 | 0 | 81 |
| Step-parent | 1 | 0 | 5 | 1 | 0 | 12 | 4 | 39 | 319 | 36 | 0 | 1 | 0 | 65 |
| Step-child | 1 | 0 | 41 | 7 | 1 | 98 | 4 | 80 | 282 | 28 | 3 | 8 | 1 | 69 |
| Step-sibling | 0 | 0 | 12 | 2 | 0 | 23 | 0 | 14 | 58 | 12 | 0 | 2 | 0 | 10 |
| Other Family | 1 | 2 | 94 | 15 | 1 | 181 | 19 | 260 | 1,145 | 215 | 6 | 19 | 2 | 241 |
| Acquaintance | 58 | 6 | 531 | 53 | 11 | 303 | 189 | 1,791 | 5,503 | 1,967 | 1 | 28 | 13 | 945 |
| Friend | 11 | 4 | 188 | 20 | 3 | 131 | 29 | 371 | 1,057 | 351 | 0 | 12 | 2 | 138 |
| Neighbor | 3 | 1 | 32 | 7 | 0 | 40 | 10 | 442 | 1,063 | 987 | 0 | 0 | 0 | 977 |
| Babysittee | 1 | 0 | 1 | 0 | 0 | 11 | 0 | 15 | 18 | 1 | 0 | 1 | 0 | 2 |
| Boy/Girlfriend | 14 | 0 | 275 | 9 | 3 | 40 | 473 | 2,079 | 8,916 | 440 | 0 | 24 | 9 | 3,471 |
| Child of Boy/Girlfriend | 0 | 0 | 23 | 4 | 2 | 33 | 10 | 55 | 184 | 8 | 0 | 5 | 0 | 114 |
| Ex-Relationship | 6 | 0 | 234 | 11 | 3 | 42 | 235 | 867 | 2,849 | 1,114 | 0 | 6 | 1 | 5,497 |
| Ex-Spouse | 2 | 0 | 22 | 2 | 0 | 2 | 22 | 78 | 290 | 165 | 0 | 1 | 0 | 1,516 |
| Employee | 0 | 0 | 9 | 1 | 0 | 14 | 2 | 22 | 128 | 53 | 0 | 0 | 2 | 7 |
| Employer | 0 | 0 | 1 | 0 | 0 | 1 | 1 | 14 | 37 | 47 | 0 | 0 | 0 | 7 |
| Otherwise Known | 53 | 5 | 268 | 33 | 7 | 298 | 144 | 1,674 | 5,991 | 2,014 | 2 | 30 | 7 | 1,293 |
| Unknown | 157 | 14 | 446 | 35 | 11 | 272 | 257 | 6,186 | 6,854 | 2,991 | 0 | 28 | 12 | 619 |
| Stranger | 38 | 16 | 174 | 6 | 1 | 131 | 222 | 3,659 | 6,769 | 1,972 | 0 | 22 | 13 | 92 |
| Victim is Offender | 3 | 0 | 9 | 2 | 1 | 4 | 18 | 260 | 1,770 | 143 | 5 | 0 | 0 | 174 |

The counts represent the victim's relationship to single or multiple offenders within each incident.

2024 Washington NIBRS Crimes Against Persons

Aggravated Assault

Definition: An unlawful attack by one person upon another wherein the offender uses a weapon or displays it in a threatening manner, or the victim suffers obvious severe or aggravated bodily injury involving apparent broken bones, loss of teeth, possible internal injury, severe laceration, or loss of consciousness.

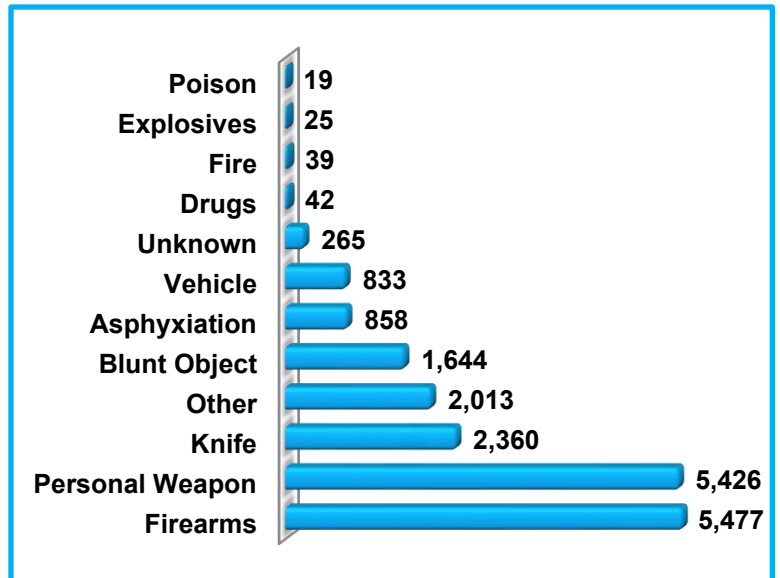
Aggravated Assault

| | |
|-------------------|---------------|
| Offenses Reported | 18,064 |
| Rate per 1,000 | 2.25 |
| Total Arrests | 6,819 |

45.8% of Aggravated Assault incidents occurred at a residence.

8.0% of Aggravated Assault arrestees were juveniles.

Aggravated Assaults by Type of Weapon



Personal Weapons are defined as "Hands, Fists, Feet, etc."
Up to three weapon types can be entered per offense.
The weapon type of "None" is not included.

Aggravated Assault "Top Five" Locations

| | |
|---------------------------------------|--------------|
| Residence/Home | 45.8% |
| Highway/Road/Alley/Etc. | 25.0% |
| Parking Lot/Garage | 7.9% |
| Park/Playground | 2.1% |
| Drug Store / Dr.'s Office/Hospital | 1.9% |

Relationship of Victim to Offender

| | |
|-------------------------------|--------------|
| Stranger/Unknown Relationship | 48.9% |
| Intimate Relationship | 18.4% |
| Otherwise Known | 12.3% |
| Family Relationship | 9.6% |
| Acquaintance | 8.9% |
| Friend | 1.8% |

2024 Washington NIBRS Crimes Against Persons

Fondling

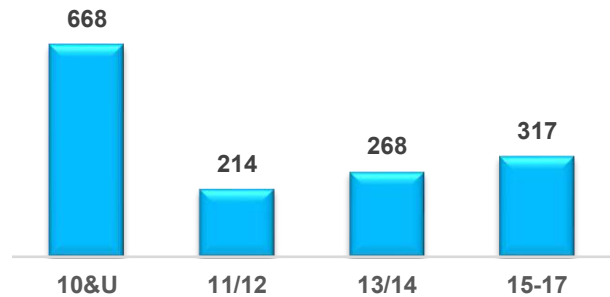
Definition: The touching of the private body parts of another person for the purpose of sexual gratification, forcible, and/or against that person's will; or not forcible or against the person's will when the victim is incapable of giving consent.

Fondling

| | |
|-------------------|--------------|
| Offenses Reported | 2,239 |
| Rate per 1,000 | 0.28 |
| Total Arrests | 326 |

This offense is an element of Rape, Forcible Sodomy, and Sexual Assault with an Object; therefore, it is only reported when it's the sole Forcible Sex Offense committed against a victim.

Number of Juvenile Victims of Fondling by Age



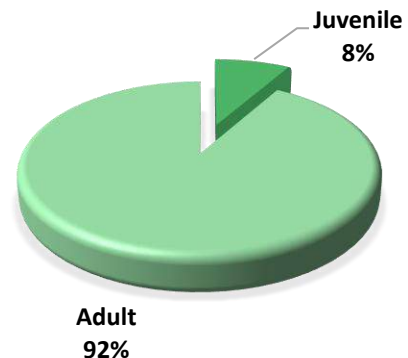
Relationship of Victim to Offender

| | |
|-------------------------------|--------------|
| Family Relationship | 37.5% |
| Stranger/Unknown Relationship | 18.9% |
| Otherwise Known | 18.8% |
| Acquaintance | 14.2% |
| Friend | 6.2% |
| Intimate Relationship | 4.4% |

29.8% of Fondling victims were 10 years of age or younger.

8.3% of Fondling arrestees were juveniles.

Arrests for Fondling



2024 Washington NIBRS Crimes Against Persons

Forcible Sex Offenses

Definition: Any sexual act directed against another person, forcible and/or against that person's will; or not forcible or against the person's will when the victim is incapable of giving consent.

Forcible Sex Offenses

| | |
|-------------------|--------------|
| Offenses Reported | 5,341 |
| Rate per 1,000 | 0.66 |
| Total Arrests | 860 |

Forcible Sex Offense Categories

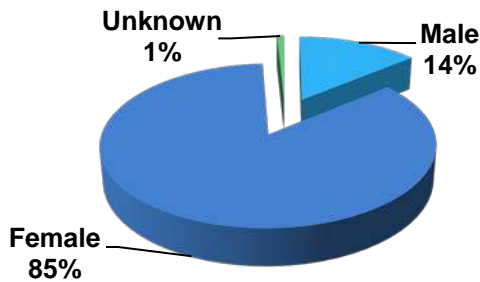
| <u>Offense</u> | <u>Distribution</u> |
|-------------------------|---------------------|
| Rape | 52.8% |
| Fondling | 41.9% |
| Sodomy | 4.3% |
| Sexual Assault w/Object | 1.0% |

10.1% of Forcible Sex Offense arrestees were juveniles.

Forcible Sex Offenses "Top Five" Locations

| | |
|-----------------------------------|--------------|
| Residence/Home | 65.9% |
| Highway/Road/Alley/Etc. | 5.2% |
| Hotel/Motel/Etc. | 3.0% |
| Parking Lot/Garage | 2.9% |
| School- Elementary / Secondary | 2.8% |

Percentage of Victims by Gender



16.6% of victims of Forcible Sex Offenses were 10 years of age or younger.

Relationship of Victim to Offender

| | |
|-------------------------------|--------------|
| Family Relationship | 24.3% |
| Stranger/Unknown Relationship | 22.0% |
| Acquaintance | 18.4% |
| Otherwise Known | 15.1% |
| Intimate Relationship | 13.2% |
| Friend | 7.0% |

Human Trafficking Offenses

Definition: The inducement of a person to perform a commercial sex act, labor, or service, through force, fraud, or coercion. Human Trafficking can also occur if a person under 18 years of age has been induced or enticed, regardless of force, fraud, or coercion, to perform a commercial sex act.

Human Trafficking Offenses

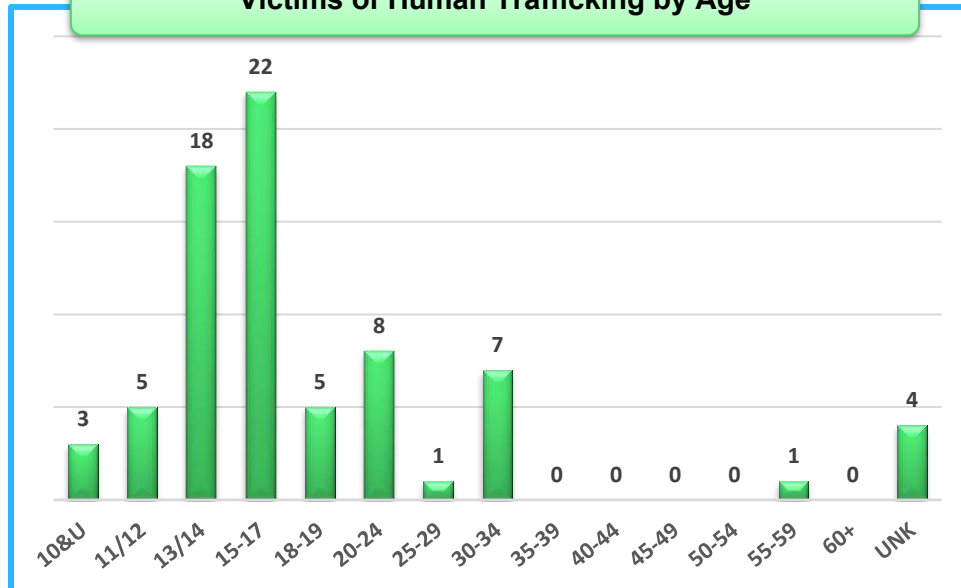
| | |
|-------------------|------|
| Offenses Reported | 74 |
| Rate per 1,000 | 0.01 |
| Total Arrests | 3 |

Number of Human Trafficking Offenses by Category

| Classification | Reported |
|-----------------------|----------|
| Commercial Sex Acts | 64 |
| Involuntary Servitude | 10 |

These offenses are categorized under two types of criminal activity: 1) Commercial Sex Acts, which are defined as inducing a person by force, fraud, or coercion to participate in commercial sex acts, or in which a person induced to perform such act(s) has not attained 18 years of age; 2) Involuntary Servitude, which is defined as the obtaining of a person(s) through recruitment, harboring, transportation, or provision, and subjecting such persons by force, fraud, or coercion into voluntary servitude, peonage, debt bondage, or slavery (not to include commercial sex acts).

Victims of Human Trafficking by Age



2024 Washington NIBRS Crimes Against Persons

Intimidation

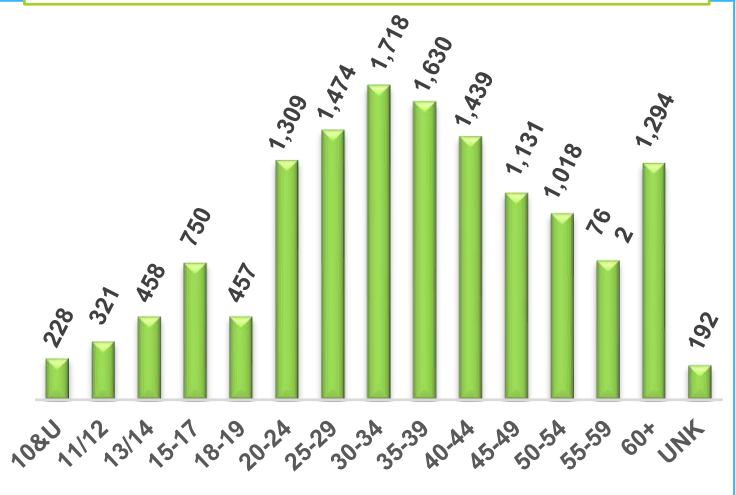
Definition: To unlawfully place another person in reasonable fear of bodily harm through the use of threatening words and/or other conduct, but without displaying a weapon or subjecting the victim to actual physical attack.

Intimidation

Offenses Reported **14,183**
 Rate per 1,000 **1.77**
 Total Arrests **2,808**

Intimidation can be made in person, by telephone, or in writing. Stalking and Bomb Threats are included in this category.

Number of Victims of Intimidation by Age



Intimidation Offenses "Top Five" Locations

Residence/Home **49.3%**
 Highway/Road/Alley/Etc. **9.0%**
 Cyberspace **8.1%**
 School – Elementary/Secondary **4.5%**
 Parking Lot/Garage **4.0%**

10.1% of Intimidation arrestees were juveniles.

49.3% of Intimidation incidents occurred at a residence.

Relationship of Victim to Offender

Stranger/Unknown Relationship **36.8%**
 Otherwise Known **24.1%**
 Acquaintance **14.6%**
 Intimate Relationship **12.8%**
 Family Relationship **9.1%**
 Friend **2.6%**

Kidnapping/Abduction

Definition: The unlawful seizure, transportation, and/or detention of another person against his/her will, or a minor without the consent of his/her custodial parent(s) or legal guardian.

Kidnapping/Abduction

| | |
|-------------------|--------------|
| Offenses Reported | 1,694 |
| Rate per 1,000 | 0.21 |
| Total Arrests | 689 |

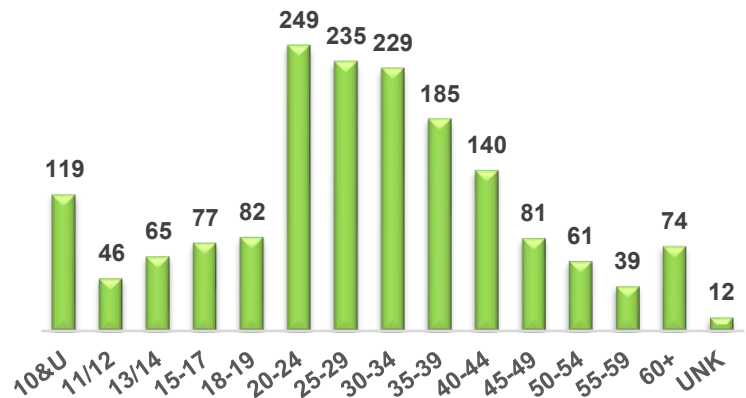
Although the object of a Kidnapping may be to obtain money or property, Kidnapping is a Crime Against Persons. This offense includes not only Kidnapping and Abduction, but Hostage-Taking as well.

18.1% of Kidnapping/Abduction victims were under 18 years old.

Kidnapping/Abduction "Top Five" Locations

| | |
|-------------------------|--------------|
| Residence/Home | 61.6% |
| Highway/Road/Alley/Etc. | 14.8% |
| Parking Lot/Garage | 4.7% |
| Hotel/Motel/Etc. | 3.1% |
| Park/Playground | 1.8% |

Number of Kidnapping/Abduction Victims by Age



61.6% of incidents of Kidnapping/Abduction were from a residence.

Relationship of Victim to Offender

| | |
|-------------------------------|--------------|
| Intimate Relationship | 49.9% |
| Stranger/Unknown Relationship | 27.2% |
| Acquaintance | 10.7% |
| Family Relationship | 8.2% |
| Otherwise Known | 2.3% |
| Friend | 1.6% |

Murder and Non-Negligent Manslaughter

Definition: The willful killing of one human by another.

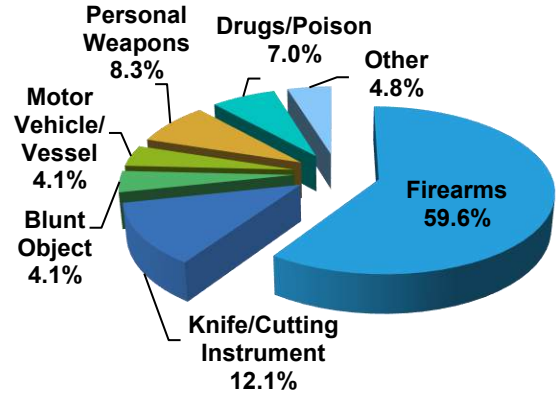
Murder

| | |
|-------------------|-------------|
| Offenses Reported | 312 |
| Rate per 1,000 | 0.04 |
| Total Arrests | 191 |

The classification of this offense is based solely on police investigation as opposed to the determination of a court, medical examiner, coroner, jury, or other judicial body. Deaths caused by negligence, suicide, accident, or justifiable homicide are not included in the offense of Murder. Attempt to Murder is classified as Aggravated Assault, not as Murder.

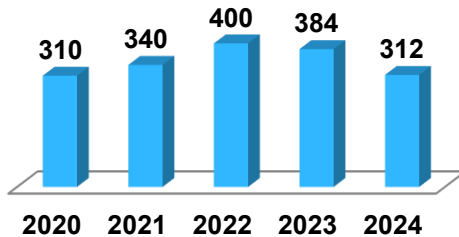
Murder Incidents by Type of Weapon

(Up to three weapons can be reported)



* Personal Weapons are defined as "Hands, Fists, Feet etc."

Murder Five-Year Trend



Most Frequent Locations of Murder Incidents

| | |
|-------------------------|--------------|
| Residence/Home | 45.2% |
| Highway/Road/Alley/Etc. | 27.9% |
| Parking Lot/Garage | 8.0% |
| Field/Woods | 1.9% |
| Bar/Nightclub | 1.6% |
| Park/Playground | 1.6% |

Relationship of Victim to Offender

| | |
|-------------------------------|--------------|
| Stranger/Unknown Relationship | 49.0% |
| Otherwise Known | 15.1% |
| Acquaintance | 14.6% |
| Intimate Relationship | 9.5% |
| Family Relationship | 9.0% |
| Friend | 2.8% |

45.2% of Murder incidents occurred at a residence.

8.9% of Murder arrestees were juveniles.

Negligent Manslaughter

Definition: The killing of another person caused by negligence.

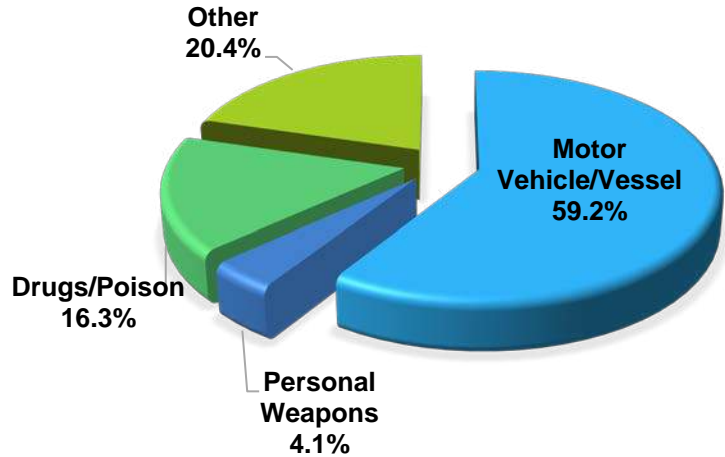
Negligent Manslaughter

Offenses Reported **52**
 Rate per 1,000 **0.006**
 Total Arrests **32**

This offense includes Vehicular Manslaughter for traffic collisions associated with driving under the influence, distracted driving, or reckless driving.

Manslaughter by Weapon Type

(Up to three weapons can be reported)



* Personal Weapons are defined as "Hands, Fists, Feet etc."

Most Frequent Locations of Manslaughter Incidents

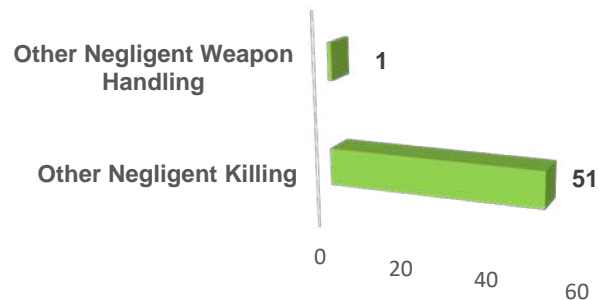
Highway/Road/Alley/Etc. **67.3%**
 Residence/Home **21.2%**
 Department/Discount Store **1.9%**
 Hotel/Motel/Etc. **1.9%**
 Field/Woods **1.9%**
 Jail/Correction Facility **1.9%**
 Parking Lot/Garage **1.9%**

Relationship of Victim to Offender

Stranger/Unknown Relationship **51.7%**
 Family Relationship **19.0%**
 Acquaintance **10.3%**
 Otherwise Known **10.3%**
 Friend **6.9%**
 Intimate Relationship **1.7%**

13.5% of Negligent Manslaughter victims were under 18 years old.

Number of Offenses per Related Circumstance



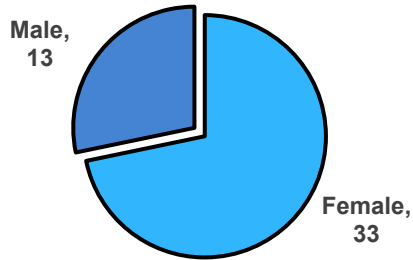
Non-Forcible Sex Offenses

Incest

Offenses Reported **46**
 Rate per 1,000 **0.01**
 Total Arrests **10**

69.6% of Incest victims are juveniles.

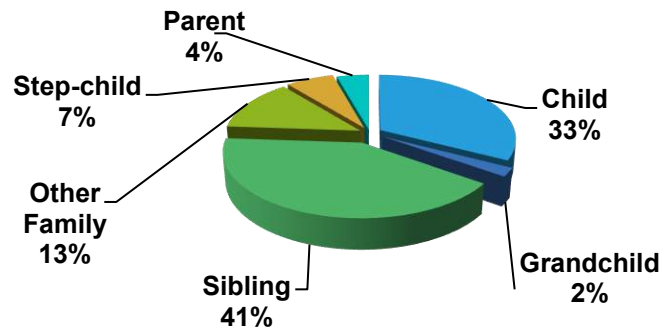
Incest Victims by Gender



Incest

Definition: Non-forcible sexual intercourse with persons who are related to each other within the degrees wherein marriage is prohibited by law.

% of Victims by Victim Relationship to Offender



Statutory Rape

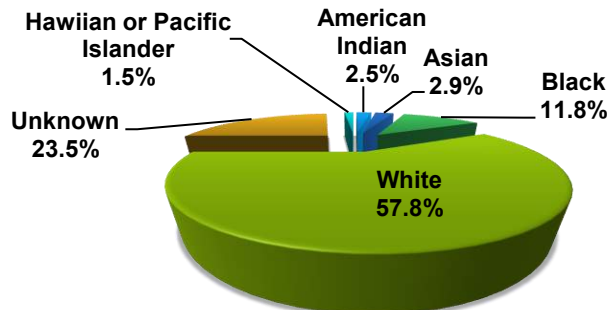
Statutory Rape

Offenses Reported **204**
 Rate per 1,000 **0.03**
 Total Arrests **56**

53.9% of Statutory Rape victims are between the ages of 13 to 15 years old.

Definition: Non-forcible sexual intercourse with a person who is under the statutory age of consent.

% of Victims by Race



2024 Washington NIBRS Crimes Against Persons

Rape

Definition: The carnal knowledge of a person of the opposite gender, forcible, and/or against that person's will; or not forcible or against the person's will when the victim is incapable of giving consent.

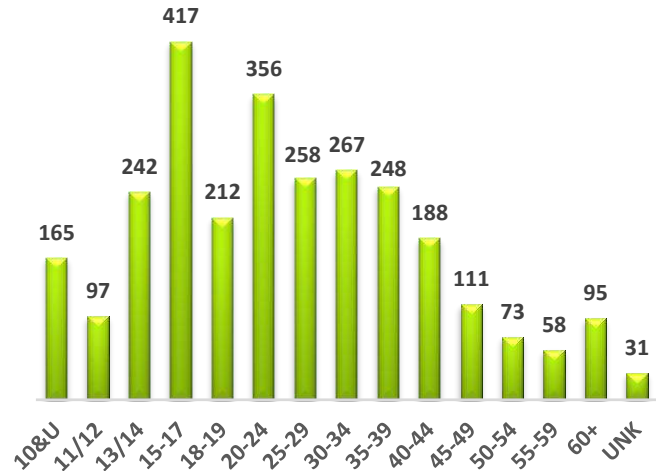
Rape

| | |
|-------------------|--------------|
| Offenses Reported | 2,818 |
| Rate per 1,000 | 0.35 |
| Total Arrests | 513 |

Attempts to Rape are included in this category. Statutory Rape is not included because it has its own classification.

10.9% of Rape arrestees were juvenile.

Number of Rape Victims by Age



Relationship of Victim to Offender

| | |
|-------------------------------|--------------|
| Stranger/Unknown Relationship | 24.6% |
| Acquaintance | 21.1% |
| Intimate Relationship | 21.1% |
| Family Relationship | 13.0% |
| Otherwise Known | 12.7% |
| Friend | 7.5% |

32.7% of Rape victims were under 18 years of age.

65.6% of Rapes occurred at a residence.

Rape "Top Five" Locations

| | |
|-------------------------|--------------|
| Residence/Home | 65.6% |
| Highway/Road/Alley/Etc. | 5.7% |
| Hotel/Motel/Etc. | 4.4% |
| Parking Lot/Garage | 3.5% |
| Park/Playground | 3.1% |

Simple Assault

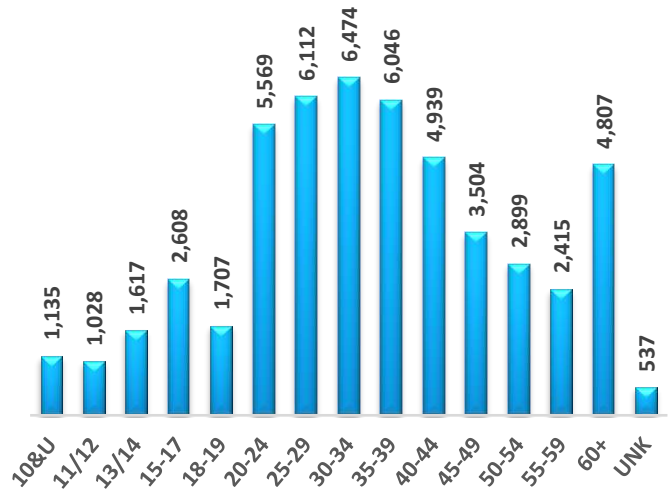
Definition: An unlawful physical attack by one person upon another where neither the offender displays a weapon, nor the victim suffers obvious severe or aggravated bodily injury involving apparent broken bones, loss of teeth, possible internal injury, severe laceration, or loss of consciousness.

Simple Assault

Offenses Reported **51,398**
 Rate per 1,000 **6.40**
 Total Arrests **23,167**

12.4% of Simple Assault victims are under the age of eighteen.

Number of Offenses by Victim Age



Relationship of Victim to Offender

Intimate Relationship **29.0%**
 Stranger/Unknown Relationship **24.4%**
 Family Relationship **18.4%**
 Otherwise Known **16.4%**
 Acquaintance **9.8%**
 Friend **1.9%**

58.4% of Simple Assault offenses occurred at a residence.

10.3% of Simple Assault arrestees were juveniles.

Simple Assault "Top Five" Locations

Residence/Home **58.4%**
 Highway/Road/Alley/Etc. **10.9%**
 Parking Lot/Garage **5.2%**
 School – Elementary/Secondary **3.0%**
 Drug Store/Dr.'s Office/Hospital **2.4%**

2024 Washington NIBRS Crimes Against Persons

Sodomy

Definition: The oral or anal sexual intercourse with another person, forcible, and/or against that person's will; or not forcible or against the person's will when the victim is incapable of giving consent.

Sodomy

| | |
|-------------------|------|
| Offenses Reported | 232 |
| Rate per 1,000 | 0.03 |
| Total Arrests | 19 |

21.1% of Sodomy offense arrestees were juveniles.

21.1% of Sodomy victims were under 10 years old.

Relationship of Victim to Offender

| | |
|-------------------------------|-------|
| Acquaintance | 26.0% |
| Family Relationship | 26.0% |
| Stranger/Unknown Relationship | 20.1% |
| Intimate Relationship | 11.3% |
| Friend | 9.8% |
| Otherwise Known | 6.9% |

Sexual Assault with an Object

Definition: To use an object or instrument (anything other than the offender's genitalia) to unlawfully penetrate the genital or anal opening of the body of another person, forcible, and/or against that person's will; or not forcible or against the person's will when the victim is incapable of giving consent.

Sexual Assault w/Object

| | |
|-------------------|------|
| Offenses Reported | 52 |
| Rate per 1,000 | 0.01 |
| Total Arrests | 2 |

34.6% of Sexual Assault with an Object victims were under 18 years old.

0% of arrestees for Sexual Assault with an Object were juveniles.

Relationship of Victim to Offender

| | |
|-------------------------------|-------|
| Stranger/Unknown Relationship | 27.9% |
| Acquaintance | 25.6% |
| Family Relationship | 18.6% |
| Intimate Relationship | 14.0% |
| Otherwise Known | 7.0% |
| Friend | 7.0% |

2024 Washington NIBRS Crimes Against Persons

Violation of No Contact or Protection Orders

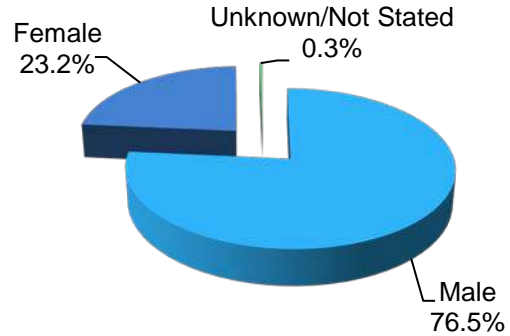
Definition: Pursuant to Washington State statute, all incidents are related to violations of court ordered no-contact, protection, restraining, or anti-harassment order.

Violation of No Contact/Protection Order

Offenses Reported **19,598**
 Rate per 1,000 **2.4**
 Total Arrests **8,595**

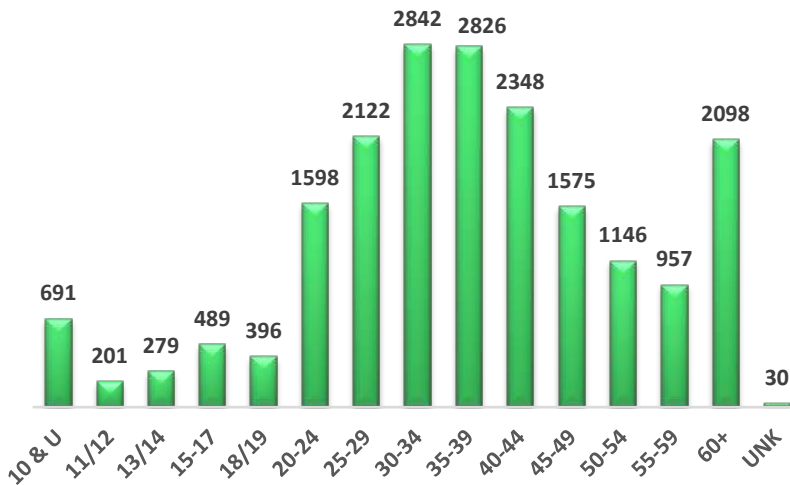
The offense of Violation of No Contact/Protection Order may not be domestic violence-related.

% of Offenders of Violation of No Contact/Protection Order by Sex



15,187 offenses of Violation of No Contact/Protection Order were domestic violence-related. This accounts for **77.5%** of the reported offenses.

Number of Victims of Violation of No Contact/Protection Order by Age



67.8% of Violation of No Contact/Protection Order offenses occurred at a residence.

10.2% of Violation of No Contact/Protection Order victims were between ages 18 to 24 years old.

Crimes Against Property

The following section provides information on Arson, Bribery, Burglary, Counterfeiting/Forgery, Destruction/Damage/Vandalism of Property, Embezzlement, Extortion/Blackmail, Fraud Offenses, Larceny-Theft Offenses, Motor Vehicle Theft, Robbery, and Stolen Property Offenses. Each offense counts as one occurrence with the exception of Motor Vehicle Theft which counts the number of vehicles stolen. These numbers are derived from National Incident-Based Reporting System (NIBRS) submissions by Washington State law enforcement agencies.

Statewide Profile

The data represent each offense within a reported crime incident.

Crimes Against Property

Offenses Reported **312,292**
 Rate per 1,000 **38.86**
 Total Arrests **36,355**

Crimes Against Property 2024 Total Property Values

Stolen **\$1,160,759,947.00**
 Recovered **\$168,745,319.00**

14.5% of the value of property stolen was recovered.

The most frequent month of occurrence for Crimes Against Property was **January**; the least frequent month was **December**.

Crimes Against Property Percentage by Category

| <u>Offenses</u> | <u>Distribution</u> |
|--------------------------|---------------------|
| Larceny/Theft | 44.55% |
| Destruction of Property | 21.35% |
| Motor Vehicle Theft | 10.98% |
| Burglary | 10.16% |
| Fraud Offenses | 7.50% |
| Stolen Property Offenses | 1.95% |
| Robbery | 1.76% |
| Counterfeiting/Forgery | 0.92% |
| Extortion/Blackmail | 0.40% |
| Arson | 0.35% |
| Embezzlement | 0.07% |
| Bribery | 0.01% |

Top Ten Stolen Property Items

| | |
|---------------------------|-------------|
| Money | 7.9% |
| Automobiles | 7.4% |
| Vehicle Parts/Accessories | 5.9% |
| Purses/Handbags/Wallets | 5.6% |
| Clothing/Furs | 5.5% |
| Merchandise | 5.3% |
| Tools | 4.8% |
| Consumable Goods | 4.6% |
| Credit/Debit Card | 4.2% |
| Identity Documents | 3.4% |

8.9% of Property Crime arrestees were juveniles.

2024 Washington NIBRS Crimes Against Property

Victims by Age and Sex

| Age | Robbery | Burglary | Larceny/ Theft Offenses | Motor Vehicle Theft | Arson | Destruction of Property | Counterfeiting /Forgery | Fraud Offenses | Embezzlement | Extortion/ Blackmail | Bribery | Stolen Property Offense | Total |
|-----------------------|---------|----------|-------------------------------|---------------------------|-------|----------------------------|----------------------------|-------------------|--------------|-------------------------|---------|-------------------------------|---------|
| 10 & Under | | | | | | | | | | | | | |
| Male | 15 | 61 | 216 | 11 | 8 | 56 | 1 | 25 | 0 | 2 | 0 | 9 | 404 |
| Female | 8 | 61 | 164 | 3 | 3 | 45 | 0 | 25 | 0 | 2 | 0 | 4 | 315 |
| 11/12 | | | | | | | | | | | | | |
| Male | 49 | 14 | 106 | 4 | 0 | 20 | 0 | 4 | 0 | 5 | 0 | 5 | 207 |
| Female | 9 | 12 | 56 | 0 | 2 | 7 | 0 | 3 | 0 | 2 | 0 | 3 | 94 |
| 13/14 | | | | | | | | | | | | | |
| Male | 108 | 25 | 222 | 5 | 2 | 38 | 0 | 18 | 0 | 37 | 0 | 6 | 461 |
| Female | 22 | 24 | 103 | 1 | 4 | 25 | 0 | 17 | 0 | 12 | 0 | 4 | 212 |
| 15 | | | | | | | | | | | | | |
| Male | 72 | 18 | 150 | 2 | 0 | 35 | 1 | 9 | 0 | 23 | 0 | 7 | 317 |
| Female | 22 | 25 | 88 | 1 | 3 | 31 | 1 | 18 | 0 | 12 | 1 | 10 | 212 |
| 16 | | | | | | | | | | | | | |
| Male | 77 | 23 | 227 | 15 | 0 | 79 | 1 | 18 | 0 | 23 | 0 | 4 | 467 |
| Female | 21 | 29 | 185 | 9 | 2 | 70 | 0 | 49 | 0 | 11 | 0 | 13 | 389 |
| 17 | | | | | | | | | | | | | |
| Male | 72 | 21 | 311 | 38 | 4 | 128 | 4 | 34 | 0 | 27 | 0 | 7 | 646 |
| Female | 28 | 31 | 305 | 19 | 1 | 118 | 3 | 51 | 0 | 10 | 0 | 10 | 576 |
| 18/19 | | | | | | | | | | | | | |
| Male | 182 | 132 | 1,011 | 366 | 7 | 506 | 12 | 178 | 1 | 68 | 0 | 69 | 2,532 |
| Female | 95 | 140 | 983 | 207 | 1 | 530 | 6 | 190 | 1 | 22 | 0 | 46 | 2,221 |
| 20-24 | | | | | | | | | | | | | |
| Male | 584 | 735 | 4,589 | 1,814 | 23 | 2,131 | 38 | 624 | 2 | 123 | 0 | 283 | 10,946 |
| Female | 294 | 750 | 4,384 | 1,249 | 18 | 2,399 | 41 | 741 | 1 | 46 | 0 | 198 | 10,121 |
| 25-29 | | | | | | | | | | | | | |
| Male | 542 | 1,145 | 6,306 | 2,549 | 32 | 2,809 | 51 | 840 | 0 | 112 | 0 | 447 | 14,833 |
| Female | 239 | 1,081 | 5,150 | 1,583 | 20 | 2,899 | 37 | 979 | 2 | 36 | 1 | 246 | 12,273 |
| 30-34 | | | | | | | | | | | | | |
| Male | 494 | 1,531 | 6,717 | 2,576 | 24 | 3,110 | 67 | 1,031 | 1 | 79 | 0 | 474 | 16,104 |
| Female | 257 | 1,263 | 5,318 | 1,519 | 36 | 3,038 | 62 | 1,062 | 1 | 45 | 3 | 268 | 12,872 |
| 35-39 | | | | | | | | | | | | | |
| Male | 405 | 1,580 | 6,229 | 2,377 | 40 | 2,989 | 96 | 1,058 | 4 | 67 | 2 | 445 | 15,292 |
| Female | 222 | 1,111 | 5,005 | 1,372 | 45 | 3,203 | 51 | 1,189 | 2 | 42 | 0 | 283 | 12,525 |
| 40-44 | | | | | | | | | | | | | |
| Male | 329 | 1,404 | 5,514 | 2,100 | 47 | 2,769 | 85 | 1,004 | 3 | 53 | 0 | 410 | 13,718 |
| Female | 207 | 1,072 | 4,417 | 1,190 | 45 | 2,741 | 59 | 1,125 | 5 | 43 | 3 | 263 | 11,170 |
| 45-49 | | | | | | | | | | | | | |
| Male | 227 | 1,216 | 4,590 | 1,823 | 40 | 2,309 | 71 | 880 | 5 | 40 | 1 | 328 | 11,530 |
| Female | 133 | 865 | 3,568 | 960 | 26 | 2,085 | 62 | 930 | 2 | 32 | 0 | 196 | 8,859 |
| 50-54 | | | | | | | | | | | | | |
| Male | 212 | 1,158 | 3,828 | 1,703 | 46 | 2,230 | 58 | 817 | 5 | 38 | 1 | 324 | 10,420 |
| Female | 119 | 745 | 2,968 | 869 | 20 | 1,912 | 55 | 895 | 2 | 27 | 0 | 186 | 7,798 |
| 55-59 | | | | | | | | | | | | | |
| Male | 197 | 1,162 | 3,493 | 1,690 | 46 | 1,983 | 77 | 787 | 4 | 38 | 1 | 327 | 9,805 |
| Female | 110 | 730 | 2,536 | 806 | 22 | 1,638 | 61 | 858 | 4 | 29 | 1 | 206 | 7,001 |
| 60+ | | | | | | | | | | | | | |
| Male | 358 | 3,187 | 9,206 | 3,784 | 82 | 5,212 | 295 | 3,069 | 8 | 105 | 2 | 756 | 26,064 |
| Female | 227 | 2,388 | 7,410 | 2,157 | 62 | 4,050 | 262 | 3,659 | 8 | 57 | 2 | 437 | 20,719 |
| Unk. Age | | | | | | | | | | | | | |
| Male | 17 | 123 | 268 | 87 | 7 | 176 | 18 | 81 | 0 | 2 | 0 | 146 | 925 |
| Female | 11 | 69 | 183 | 54 | 1 | 131 | 13 | 90 | 1 | 1 | 0 | 71 | 625 |
| Total | | | | | | | | | | | | | |
| Male | 3,940 | 13,535 | 52,983 | 20,944 | 408 | 26,580 | 875 | 10,477 | 33 | 842 | 7 | 4,047 | 134,671 |
| Female | 2,024 | 10,396 | 42,823 | 11,999 | 311 | 24,922 | 713 | 11,881 | 29 | 429 | 11 | 2,444 | 107,982 |

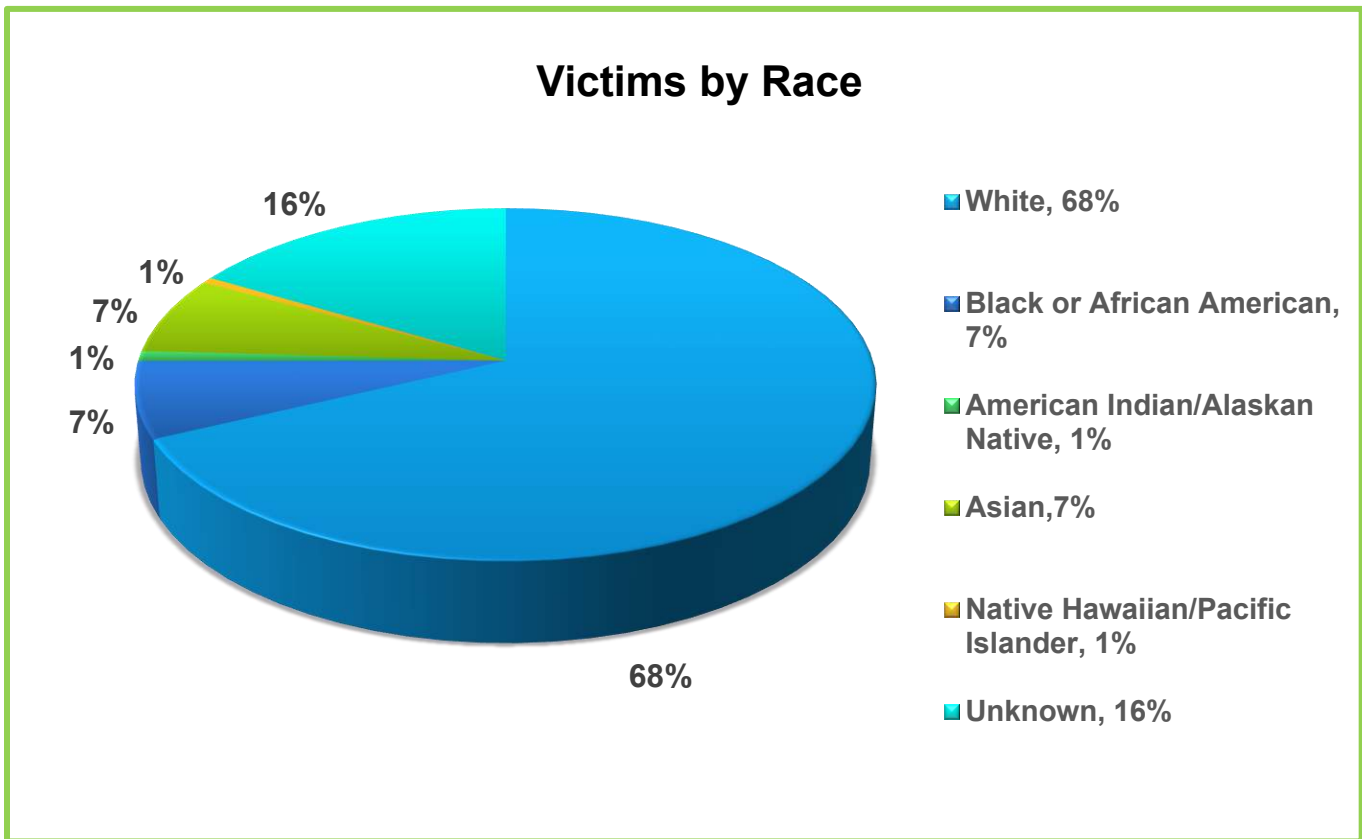
Note: Chart does not reflect 4,522 victim counts with unknown sex.



2024 Washington NIBRS Crimes Against Property

Victims by Race

| Offense | White | Black or African American | American Indian/Alaskan Native | Asian | Native Hawaiian/Pacific Islander | Unknown |
|--------------------------|--------|---------------------------|--------------------------------|-------|----------------------------------|---------|
| Robbery | 3,593 | 767 | 82 | 639 | 36 | 923 |
| Burglary | 16,653 | 1,619 | 195 | 2,240 | 86 | 3,498 |
| Larceny/Theft Offenses | 66,331 | 6,243 | 1,006 | 7,451 | 628 | 15,963 |
| Motor Vehicle Theft | 20,827 | 2,843 | 198 | 1,677 | 158 | 7,843 |
| Arson | 523 | 50 | 7 | 45 | 4 | 125 |
| Destruction of Property | 37,228 | 4,064 | 506 | 3,509 | 350 | 6,630 |
| Counterfeiting/Forgery | 1,167 | 69 | 16 | 84 | 4 | 296 |
| Fraud Offenses | 16,445 | 1,235 | 230 | 1,486 | 108 | 3,234 |
| Embezzlement | 36 | 5 | 1 | 5 | 0 | 16 |
| Extortion/Blackmail | 895 | 58 | 12 | 76 | 6 | 232 |
| Bribery | 16 | 0 | 0 | 1 | 0 | 1 |
| Stolen Property Offenses | 4,246 | 387 | 56 | 269 | 17 | 1,926 |



2024 Washington NIBRS Crimes Against Property

Relationship of Victim to Offender(s) by Offense

| Relationship | Robbery | Burglary/ Breaking & Entering | Larceny/ Theft Offenses | Motor Vehicle Theft | Arson | Destruction of Property | Counterfeit/ Forgery | Fraud Offenses | Embezzle- ment | Extortion/ Blackmail | Bribery | Stolen Property Offenses |
|----------------------------|---------|--|-------------------------------|---------------------------|-------|----------------------------|-------------------------|-------------------|-------------------|-------------------------|---------|--------------------------------|
| Spouse | 15 | 123 | 115 | 7 | 11 | 738 | 7 | 32 | 0 | 1 | 1 | 0 |
| Parent | 48 | 268 | 447 | 241 | 22 | 1,559 | 12 | 145 | 3 | 3 | 3 | 48 |
| Sibling | 6 | 102 | 155 | 53 | 7 | 329 | 6 | 205 | 0 | 1 | 0 | 7 |
| Child | 3 | 49 | 49 | 12 | 3 | 91 | 9 | 39 | 0 | 2 | 0 | 1 |
| Grandparent | 3 | 29 | 94 | 48 | 0 | 96 | 2 | 35 | 0 | 0 | 0 | 15 |
| Grandchild | 0 | 1 | 4 | 0 | 0 | 2 | 0 | 1 | 0 | 0 | 0 | 0 |
| In-law | 2 | 40 | 40 | 15 | 1 | 59 | 3 | 23 | 1 | 2 | 0 | 6 |
| Step-parent | 2 | 20 | 26 | 10 | 1 | 94 | 1 | 11 | 0 | 0 | 0 | 2 |
| Step-child | 0 | 6 | 7 | 3 | 0 | 19 | 2 | 1 | 0 | 0 | 0 | 0 |
| Step-sibling | 0 | 6 | 5 | 3 | 0 | 9 | 0 | 1 | 0 | 0 | 0 | 1 |
| Other Family | 20 | 98 | 197 | 67 | 11 | 276 | 14 | 104 | 3 | 4 | 0 | 21 |
| Acquaintance | 587 | 753 | 1,711 | 581 | 44 | 1,391 | 64 | 563 | 10 | 78 | 1 | 226 |
| Friend | 101 | 122 | 542 | 175 | 7 | 302 | 19 | 170 | 5 | 13 | 1 | 25 |
| Neighbor | 17 | 242 | 547 | 25 | 23 | 1,025 | 1 | 64 | 0 | 2 | 0 | 23 |
| Babysittee | 0 | 0 | 1 | 0 | 0 | 3 | 0 | 2 | 0 | 0 | 0 | 0 |
| Boy/Girlfriend | 114 | 259 | 429 | 82 | 14 | 1,844 | 10 | 38 | 0 | 9 | 0 | 20 |
| Child of Boy/Girlfriend | 1 | 9 | 6 | 2 | 0 | 17 | 0 | 2 | 0 | 0 | 0 | 0 |
| Ex- Relationship | 121 | 746 | 730 | 138 | 23 | 1,465 | 24 | 238 | 0 | 49 | 1 | 24 |
| Ex-Spouse | 4 | 92 | 75 | 14 | 2 | 139 | 11 | 51 | 0 | 6 | 0 | 2 |
| Employee | 8 | 5 | 43 | 3 | 1 | 8 | 8 | 19 | 2 | 0 | 0 | 0 |
| Employer | 0 | 22 | 97 | 8 | 2 | 24 | 11 | 41 | 13 | 2 | 0 | 6 |
| Otherwise Known | 301 | 556 | 1,407 | 285 | 51 | 1,386 | 88 | 541 | 4 | 67 | 6 | 143 |
| Unknown | 4,741 | 6,405 | 15,656 | 7,007 | 164 | 8,575 | 803 | 5,571 | 16 | 340 | 3 | 5,120 |
| Stranger | 2,491 | 3,106 | 7,021 | 2,415 | 111 | 4,440 | 490 | 3,489 | 3 | 110 | 4 | 4,620 |
| Victim is Offender | 11 | 20 | 60 | 7 | 0 | 173 | 5 | 10 | 0 | 1 | 0 | 3 |

Count represents the victim's relationship to single or multiple offenders within each incident.

2024 Washington NIBRS Crimes Against Property

Arson

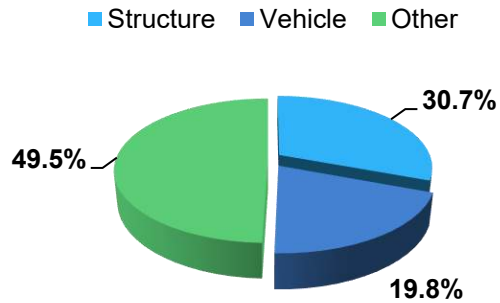
Definition: The unlawful or intentional damage or attempt to damage any real or personal property by fire or incendiary device.

Arson

Offenses Reported **1,106**
 Rate per 1,000 **0.14**
 Total Arrests **234**

17.9% of Arson incidents occurred at places of business.

% of Arson Property Loss By Category



Arson "Top Five" Locations

| Location | Percent |
|----------------------------|--------------|
| Residence/Home | 40.6% |
| Highway/Road/Alley/Etc. | 14.4% |
| Parking Lot/Garage | 7.5% |
| Commercial/Office Building | 6.0% |
| Park/Playground | 5.1% |

10.3% of Arson offense arrestees were juveniles.

A fire is classified as Arson only if determined through investigation to have been unlawfully and intentionally set. Fires of suspicious or unknown origin are not reported on crime statistics.

Value of Property Loss from Arson

| | |
|-------------------|------------------------|
| Structures | \$24,040,634.00 |
| Vehicles | \$1,407,565.00 |
| Other Property | \$3,382,614.00 |
| Total Loss | \$28,830,813.00 |

Burglary/Breaking & Entering

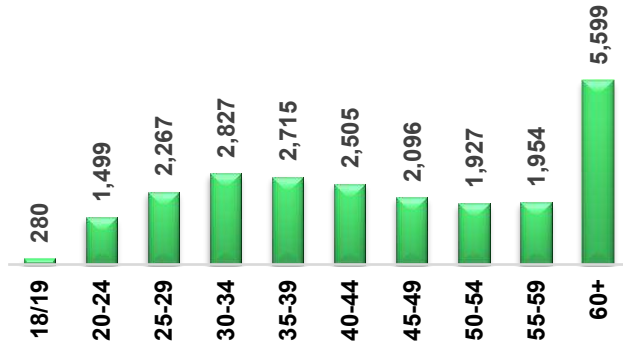
Definition: The unlawful entry of a structure to commit a theft or felony.

Burglary/Breaking & Entering

Offenses Reported **31,715**
 Rate per 1,000 **3.95**
 Total Arrests **4,683**

The total number of premises entered was **30,211**.

Number of Adult Victims of Burglary by Age



Burglary "Top Five" Locations

| <u>Location</u> | <u>Percent</u> |
|----------------------------|----------------|
| Residence/Home | 48.2% |
| Commercial/Office Building | 9.7% |
| Rental Storage Facility | 6.3% |
| Parking Lot/Garage | 5.5% |
| Specialty Store | 4.5% |

6.8% of Burglary offenders were juvenile.

36.5% of Burglary incidents occurred at places of business.

No Forced Entry was reported in **41.0%** of all Burglary incidents.

The offense of Burglary/Breaking & Entering in the UCR Program is counted when there is forcible entry, unlawful entry (no force), or attempted forcible entry of a structure. A vehicle is not considered a structure; therefore, Theft from a Vehicle is not included in this category.

Counterfeiting/Forgery

Definition: The altering, copying, or imitation of something, without authority or right, with the intent to deceive or defraud by passing the copy or thing altered or imitated as that which is original or genuine; or the selling, buying, or possession of an altered, copied, or imitated thing with the intent to deceive or defraud.

Counterfeiting/Forgery

| | |
|-------------------|--------------|
| Offenses Reported | 2,872 |
| Rate per 1,000 | 0.36 |
| Total Arrests | 279 |

Percentage of Type of Criminal Activity

| <u>Activity</u> | <u>Distribution</u> |
|---------------------------|---------------------|
| Possessing/Concealing | 27.1% |
| Using/Consuming | 25.3% |
| Cultivating/Manufacturing | 20.8% |
| Buying/Receiving | 15.0% |
| Distributing/Selling | 8.3% |
| Operating/Promoting | 2.0% |
| Transporting/Transmitting | 1.6% |
| Exploiting Children | 0.0% |

The data collection objective for this offense is to identify what type of item was counterfeited or forged.

Non-negotiable items, such as checks, money orders, and traveler's checks which are not endorsed, are reported with a zero value as these documents require further action to become negotiable.

Up to three criminal activity types can be entered per offense. The activity type of "None" is not included.

62.3% of Counterfeiting/Forgery incidents occurred at places of business.

Counterfeiting/Forgery "Top Five" Locations

| <u>Location</u> | <u>Percent</u> |
|---------------------------|----------------|
| Bank/Savings & Loan | 21.7% |
| Residence/Home | 13.5% |
| Restaurant | 6.6% |
| Specialty Store | 6.0% |
| Grocery Store/Supermarket | 5.3% |

A **\$4,013,636.00** loss was reported from counterfeiting money.

0.7% of Counterfeiting/Forgery arrestees were juveniles.

Destruction, Damage, or Vandalism of Property

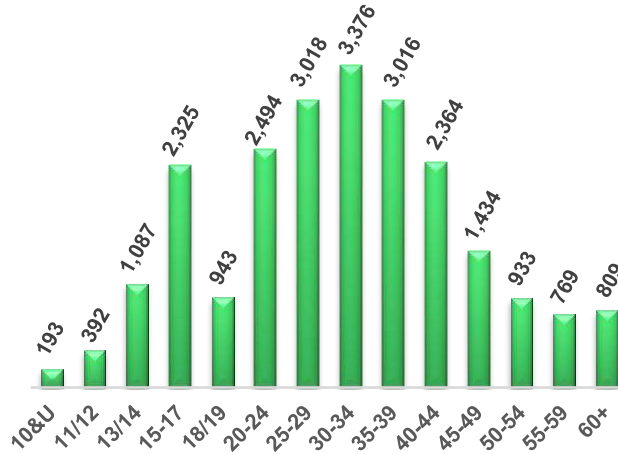
Definition: To willfully or maliciously destroy, damage, deface, or otherwise injure real or personal property without the consent of the owner or the person having custody or control of it.

Destruction of Property

Offenses Reported **66,685**
 Rate per 1,000 **8.30**
 Total Arrests **4,677**

13.4% of arrestees for Destruction of Property were juveniles.

Number of Destruction of Property Offenders by Age



Value of Property Loss from Destruction of Property/Vandalism

Structure Loss Total: \$37,182,781.00
 Business \$20,966,577.00
 Residential \$8,511,425.00
 Other \$6,344,594.00
 Public/Community \$1,360,185.00

Vehicle Property Loss: \$164,729,829.00

Other Property Loss: \$48,354,922.00

Total Property Loss: \$250,267,532.00

This offense is reported by an agency when it deems substantial damage has occurred to the property.

Destruction of Property "Top Five" Locations

| <u>Location</u> | <u>Percent</u> |
|----------------------------|----------------|
| Residence/Home | 38.0% |
| Parking Lot/Garage | 16.6% |
| Highway/Road/Alley/Etc. | 14.2% |
| Commercial/Office Building | 5.2% |
| Park/Playground | 2.6% |

Embezzlement

Definition: The unlawful misappropriation by an offender to his/her own use or purpose of money, property, or some other thing of value entrusted in his/her care, custody, or control.

Embezzlement

| | |
|-------------------|------|
| Offenses Reported | 212 |
| Rate per 1,000 | 0.03 |
| Total Arrests | 16 |

Extortion/Blackmail

Definition: Unlawfully obtain money, property, or any other thing of value, either tangible or intangible, through the use or threat of force, misuse of authority, threat of criminal prosecution, threat of destruction of reputation or social standing, or through other coercive means.

Extortion/Blackmail

| | |
|-------------------|-------|
| Offenses Reported | 1,241 |
| Rate per 1,000 | 0.15 |
| Total Arrests | 15 |

Bribery

Definition: The offering, giving, receiving, or soliciting of anything of value to sway the judgment or action of a person in position of trust or influence.

Bribery

| | |
|-------------------|--------|
| Offenses Reported | 16 |
| Rate per 1,000 | < 0.01 |
| Total Arrests | 2 |

2024 Washington NIBRS Crimes Against Property

Fraud Offenses

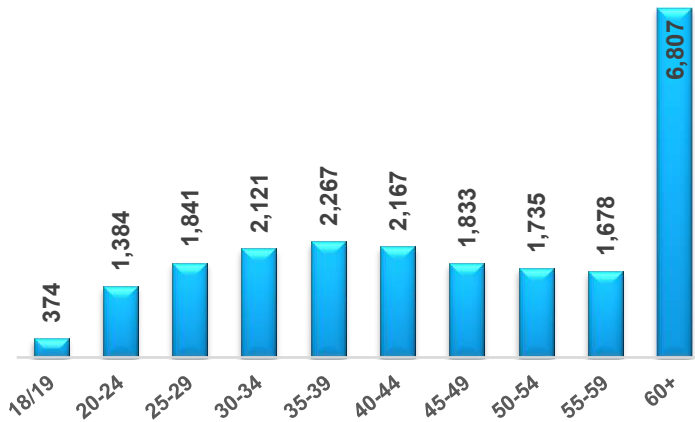
Definition: The intentional perversion of the truth for the purpose of inducing another person or other entity in reliance upon it to part with something of value or surrender a legal right.

Fraud Offenses

Offenses Reported **23,428**
 Rate per 1,000 **2.92**
 Total Arrests **757**

Fraud offenses include pyramid schemes, impersonating a police officer, and the use of electronic devices to intentionally deceive another to obtain personal gain.

Number of Adult Fraud Victims by Age



Fraud Offenses "Top 5" Locations

| Location | Percent |
|---------------------------|---------|
| Residence/Home | 28.4% |
| Cyberspace | 22.1% |
| Bank/Savings & Loan | 7.8% |
| Department/Discount Store | 4.3% |
| Grocery Store/Supermarket | 4.2% |

32.4% of Fraud incidents occurred at places of business.

"Top Five" Types of Property Obtained

| | |
|-------------------------|-------|
| Money | 30.3% |
| Identity-Intangible | 19.1% |
| Credit/Debit Cards | 11.6% |
| Identity Documents | 7.4% |
| Purses/Handbags/Wallets | 4.9% |

Number of Fraud Offenses by Category

| Classification | Reported | Distribution |
|---------------------------|----------|--------------|
| Identity Theft | 6,713 | 28.7% |
| Swindle/Con Game | 6,665 | 28.4% |
| Credit Card/ATM Fraud | 4,424 | 18.9% |
| Impersonation | 3,634 | 15.5% |
| Wire Fraud | 1,042 | 4.4% |
| Hacking/Computer Invasion | 884 | 3.8% |
| Welfare Fraud | 66 | 0.3% |

2.8% of Fraud arrestees were juveniles.

Larceny - Theft Offenses

Definition: The unlawful taking, carrying, leading, or riding away of property from the possession of another.

Larceny-Theft Offenses

Offenses Reported **139,130**
 Rate per 1,000 **17.31**
 Total Arrests **19,360**

Larceny-Theft Offenses "Top Five" Locations

| <u>Location</u> | <u>Percent</u> |
|---------------------------|----------------|
| Residence/Home | 29.4% |
| Parking Lot/Garage | 12.3% |
| Department/Discount Store | 10.6% |
| Highway/Road/Alley/Etc. | 9.9% |
| Grocery Store/Supermarket | 8.5% |

7.8% of Larceny-Theft offenders were juveniles.

38.8% of Larceny-Theft incidents occurred at places of business.

Larceny-Theft Offenses Category Distribution

| <u>Classification</u> | <u># Reported</u> | <u>Distribution</u> |
|---------------------------------|-------------------|---------------------|
| All Other Larceny-Theft | 53,885 | 38.7% |
| From Motor Vehicle | 34,508 | 24.8% |
| Shoplifting | 31,824 | 22.9% |
| Motor Vehicle Parts/Accessories | 9,890 | 7.1% |
| From Building | 8,170 | 5.9% |
| Purse Snatching | 365 | 0.3% |
| Pocket Picking | 415 | 0.3% |
| From Coin-Operated Machines | 73 | 0.1% |

Motor Vehicle Theft

Definition: The theft or attempted theft of a self-propelled vehicle that runs on land surface and not on rails.

Motor Vehicle Theft

| | |
|---------------------------|---------------|
| Offenses Reported | 34,294 |
| Rate per 1,000 | 4.27 |
| Total Arrests | 1,232 |
| Number of Vehicles Stolen | 30,319 |

Motor Vehicle Theft Category

| <u>Type of Vehicle</u> | <u>Distribution</u> |
|------------------------|---------------------|
| Automobiles | 71.0% |
| Trucks | 18.3% |
| Other Motor Vehicles | 9.9% |
| Recreational Vehicles | 0.7% |
| Buses | 0.1% |

A motor vehicle is defined for UCR purposes as a self-propelled vehicle with a purpose to transport persons. Motorcycles, scooters, snowmobiles, golf carts, etc. are categorized under “other motor vehicles”. Recreational vehicles are specifically designed to transport people and also provide them temporary lodging for recreational purpose. Tractors, farm and industrial equipment, and lawn mowers are not considered “motor vehicles,” as their main purpose is not to transport persons. Motor Vehicle Theft includes the offense of “Joy Riding.”

8.9% of Motor Vehicle Thefts occurred at places of business.

Estimated amount stolen: **\$184,943,958.00**; amount recovered: **\$100,720,630.00**.

Average estimated loss per vehicle stolen was approximately **\$6,100.00**.

Motor Vehicle Thefts “Top Five” Locations

| <u>Location</u> | <u>Percent</u> |
|----------------------------|----------------|
| Residence/Home | 36.9% |
| Parking Lot/Garage | 25.9% |
| Highway/Road/Alley/Etc. | 23.2% |
| Commercial/Office Building | 2.1% |
| Hotel/Motel/Etc. | 1.2% |

23.7% of Motor Vehicle Theft offense arrestees were juveniles.

2024 Washington NIBRS Crimes Against Property

Robbery

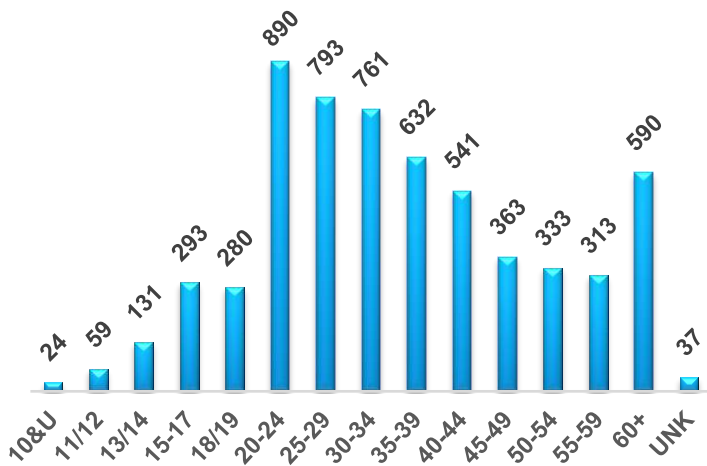
Definition: The taking, or attempting to take, anything of value under confrontational circumstances from the control, custody, or care of another person by force or threat of force or by putting the victim in fear of immediate harm.

Robbery

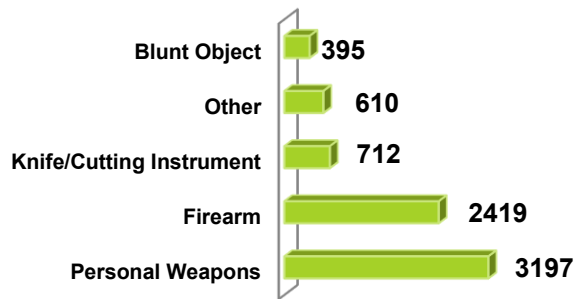
Offenses Reported **5,493**
 Rate per 1,000 **0.68**
 Total Arrests **1,816**

Robbery is a violent confrontation between an offender and a victim; however, it is classified as a Crime Against Property because the primary reason for committing the offense is to take something of value.

Number of Robbery Victims by Age



Number of Robbery Incidents by Type of Weapon Used



Personal Weapons are defined as "Hands, Fists, Feet, etc." Up to three weapon types can be entered per offense. The weapon type of "None" is not included.

22.2% of Robbery offenders were juveniles.

55.0% of Robbery offenses occurred at places of business.

27.9% of individual victims of Robbery were between the ages of 20 and 29.

Robbery "Top Ten" Locations

| Location | Percent |
|---------------------------|---------|
| Highway/Road/Alley/Etc. | 18.4% |
| Grocery Store/Supermarket | 12.4% |
| Residence/Home | 11.6% |
| Convenience Store | 10.1% |
| Department/Discount Store | 8.2% |
| Parking Lot/Garage | 8.2% |
| Service/Gas Station | 5.7% |
| Specialty Store | 4.7% |
| Bank/Savings & Loan | 3.6% |
| Restaurant | 3.4% |

Stolen Property Offenses

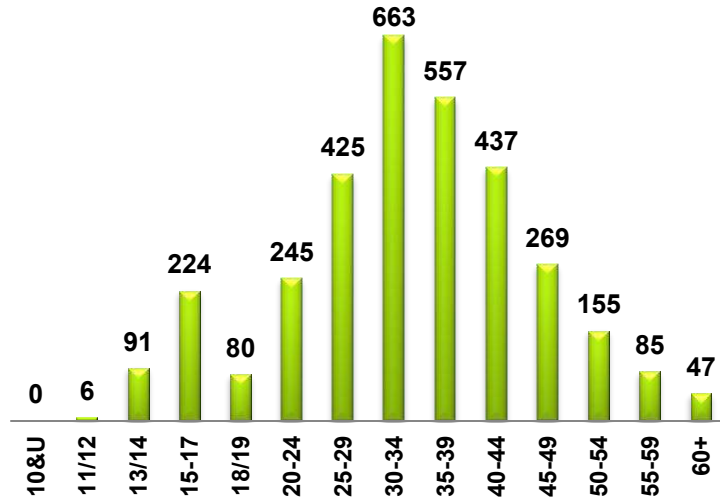
Definition: Receiving, buying, selling, possessing, concealing, or transporting any property with the knowledge that it has been unlawfully taken, as by Burglary, Embezzlement, Fraud, Larceny, Robbery, etc.

Stolen Property

Offenses Reported **6,100**
 Rate per 1,000 **0.76**
 Total Arrests **3,284**

9.8% of Stolen Property arrestees were juveniles.

Number of Stolen Property Arrestees by Age



Percentage of Type of Criminal Activity

| Activity | Distribution |
|---------------------------|--------------|
| Possessing/Concealing | 81.5% |
| Using/Consuming | 5.4% |
| Distributing/Selling | 5.1% |
| Operating/Promoting | 3.8% |
| Buying/Receiving | 2.7% |
| Transporting/Transmitting | 1.5% |
| Cultivating/Manufacturing | 0.1% |
| Exploiting Children | < 0.1% |

Up to three criminal activity types can be entered per offense.
 The activity type of "None" is not included.

Crimes Against Society

The following section provides information on Animal Cruelty, Drug/Narcotic Offenses, Gambling Offenses, Pornography/Obscene Material, Prostitution Offenses, and Weapon Law Violations. Each offense counts as one occurrence. These numbers are derived from National Incident-Based Reporting System (NIBRS) submissions by Washington State law enforcement agencies.

2024 Washington NIBRS Crimes Against Society

Statewide Profile

The data represent each offense within a reported crime incident.

Crimes Against Society

Offenses Reported **28,407**
 Rate per 1,000 **3.54**
 Total Arrests **13,752**

“Crimes Against Society” represent society’s prohibition against engaging in certain types of activity. For reporting purposes under the UCR/NIBRS rules and guidelines, all victims of Crimes Against Society are classified as “society”. Individual data on persons directly and/or indirectly affected by a Crime Against Society, such as Pornography, are not collected.

The most frequent month of crime occurrence for a Crime Against Society was **May**; the least frequent month was **December**.

50.2% of Crimes Against Society incidents indicated the suspect(s) used alcohol and/or drugs during commission of crime.

Percentage of Type of Criminal Activity

| <u>Activity</u> | <u>Distribution</u> |
|-------------------------------|---------------------|
| Possessing/Concealing | 69.2% |
| Using/Consuming | 16.9% |
| Distributing/Selling | 6.3% |
| Operating/Promoting | 1.6% |
| Buying/Receiving | 1.5% |
| Exploiting Children | 1.1% |
| Simple/Gross Neglect | 0.9% |
| Intentional Abuse and Torture | 0.7% |
| Transporting/Importing | 0.5% |
| Cultivating/Manufacturing | 0.5% |
| Animal Sexual Abuse | < 0.1% |
| Organized Abuse | < 0.1% |

Crimes Against Society “Top Five” Locations

Highway/Road/Alley/Etc. **34.2%**
 Parking Lot/Garage **16.0%**
 Residence/Home **15.8%**
 Department/Discount Store **3.3%**
 School – Elementary/Secondary **3.1%**

Up to three criminal activity types can be entered per offense. The activity type of “None” is not included.

Animal Cruelty

Definition: Intentionally, knowingly, or recklessly taking an action that mistreats or kills any animal without just cause.

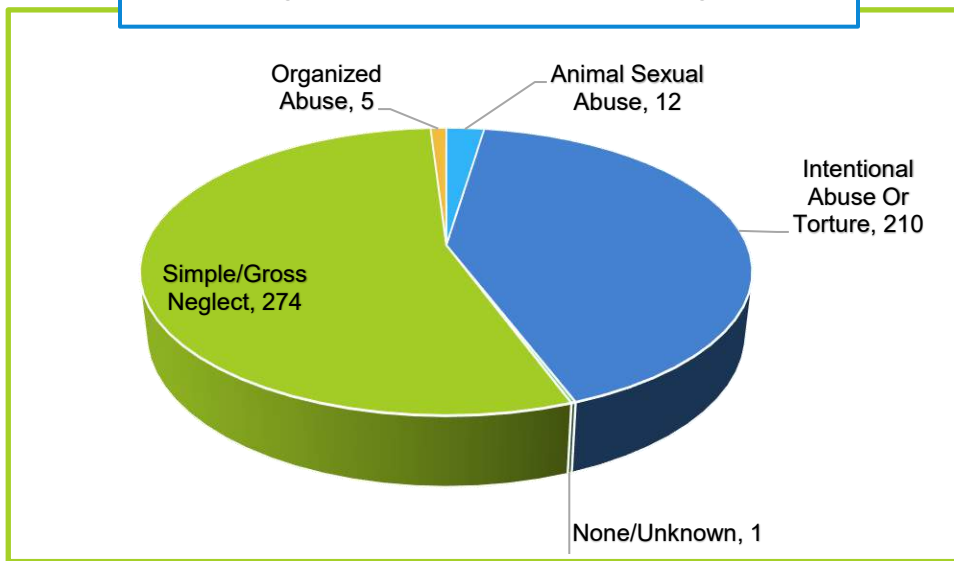
Animal Cruelty

| | |
|-------------------|-------------|
| Offenses Reported | 483 |
| Rate per 1,000 | 0.06 |
| Total Arrests | 103 |

Most Frequent Locations of Animal Cruelty

| | |
|-------------------------|--------------|
| Residence/Home | 64.2% |
| Highway/Road/Alley/Etc. | 11.8% |
| Parking Lot/Garage | 6.8% |
| Park/Playground | 1.9% |
| Farm Facility | 1.2% |
| Field/Woods | 1.2% |
| Hotel/Motel/Etc. | 1.2% |

Types of Criminal Activity



Animal Cruelty includes torturing, tormenting, mutilation, maiming, poisoning, or abandonment. Included are instances of duty to provide care, e.g., shelter, food, water, care if sick or injured; transporting or confining an animal in a manner likely to cause injury or death; causing an animal to fight with another; inflicting excessive or repeated unnecessary pain or suffering, e.g., uses objects to beat or torture an animal. This definition does not include proper maintenance of animals for show or sport; use of animals for food, lawful hunting, fishing, or trapping.

Drug Equipment Violations

Definition: The unlawful manufacture, sale, purchase, possession, or transportation of equipment or devices utilized in preparing and/or using drugs or narcotics.

Drug Equipment Violations

Offenses Reported **2,310**
 Rate per 1,000 **0.29**
 Total Arrests **385**

This offense includes the operation of “meth labs”. Seized materials used to produce any illegal controlled substance are classified under Drug Equipment Violations.

6.8% of Drug Equipment arrestees were 18 to 24 years old.

Percentage of Type of Criminal Activity

| <u>Activity</u> | <u>Distribution</u> |
|---------------------------|---------------------|
| Possessing/Concealing | 74.3% |
| Using/Consuming | 22.5% |
| Buying/Receiving | 1.5% |
| Distributing/Selling | 1.2% |
| Transporting/Importing | 0.2% |
| Cultivating/Manufacturing | 0.2% |
| Operating/Promoting | 0.1% |
| Exploiting Children | < 0.1% |

Estimated Value of Drug Equipment Seized:

\$13,887.00

60.3% of Drug Equipment incidents indicated suspect(s) used alcohol and/or drugs during commission of crime.

Up to three criminal activity types can be entered per offense.
 The activity type of “None” is not included.

Gambling Offenses

Definition: To unlawfully bet or wager money or something else of value; assist, promote, or operate a game of chance for money or some other stakes; possess or transmit wagering information; manufacture, sell, purchase, possess, or transport gambling equipment, devices, or goods; or tamper with the outcome of a sporting event or contest to gain a gambling advantage.

Gambling Offenses

Offenses Reported **6**
 Rate per 1,000 **< 0.01**
 Total Arrests **1**

Number of Gambling Offenses by Category

| <u>Classification</u> | <u>Reported</u> |
|-----------------------|-----------------|
| Betting/Wagering | 4 |
| Operating/Promoting | 2 |

Drug/Narcotic Violations

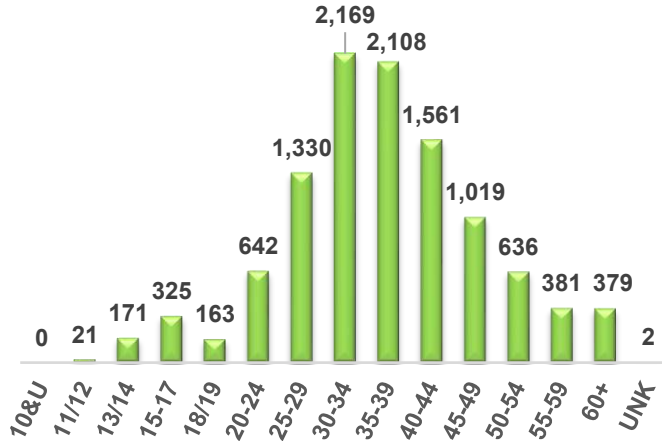
Definition: The unlawful cultivation, manufacture, distribution, sale, purchase, use, possession, transportation, or importation of any controlled drug or narcotic substance.

Drug/Narcotic Violations

Offenses Reported **17,473**
 Rate per 1,000 **2.17**
 Total Arrests **10,907**

65.1% of Drug/Narcotic Violation incidents indicated suspect(s) used alcohol and/or drugs during commission of crime.

Number of Drug/Narcotic Arrestees by Age



Number of Drug/Narcotic Offenses by Drug Type

| Drug Type | # of Offenses |
|----------------------------------|---------------|
| Amphetamines/Methamphetamines | 7880 |
| Other Narcotics | 5007 |
| Other Drugs | 2128 |
| Opium | 1602 |
| Marijuana | 1277 |
| Cocaine (All Forms Except Crack) | 762 |
| Heroin | 373 |
| Other Depressants | 337 |
| Over 3 Drug Types | 313 |
| Crack Cocaine | 288 |
| Other Hallucinogens | 175 |
| Other Stimulants | 103 |
| Barbiturates | 27 |
| Morphine | 20 |
| LSD | 16 |
| PCP | 15 |
| Hashish | 9 |

4.7% of Drug/Narcotic Violation arrestees were juveniles.

7.4% of adult Drug/Narcotic arrestees were between 18 and 24 years of age.

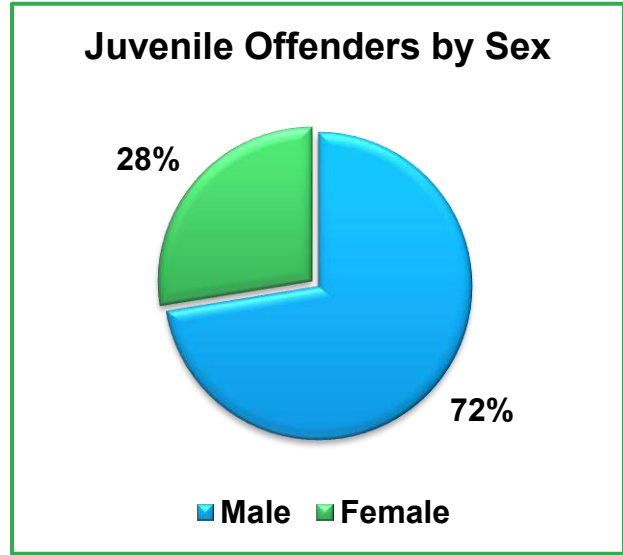
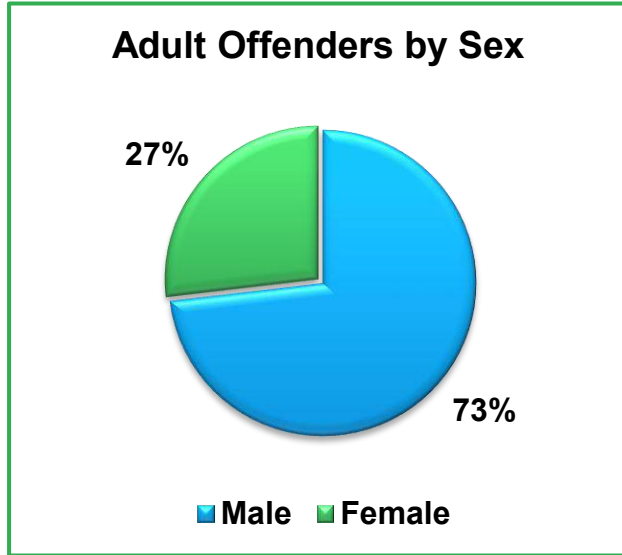
Percentage of Type of Criminal Activity

| Activity | Distribution |
|---------------------------|------------------|
| Possessing/Concealing | 70.1% |
| Using/Consuming | 19.4% |
| Distributing/Selling | 8.1% |
| Buying/Receiving | 1.4% |
| Transporting/Importing | 0.4% |
| Cultivating/Manufacturing | 0.3% |
| Operating/Promoting | 0.3% |
| Exploiting Children | < 0.1% |

Up to three criminal activity types can be entered per offense. The activity type of "None" is not included.

Drug/Narcotic Violations

Continued



Drugs Seized in Washington

| Type of Drug | 2024 Measurements |
|---------------------------------|--|
| Amphetamines & Methamphetamines | 24.63 Kilograms; 64.48 Liters; 1078 Dosage Units |
| Barbiturates | 11 Grams; 1 Milliliter; 12 Dosage Units |
| Cocaine | 2.03 Kilograms; 15.14 Liters; 11 Dosage Units |
| Crack Cocaine | 0.44 Kilograms; 12 Dosage Units |
| Hashish | 11 Grams; 4 Dosage Units |
| Heroin | 1.55 Kilograms; 7.57 Liters; 29 Dosage Units |
| LSD | 14 Grams; 4 Dosage Units |
| Marijuana | 15.90 Kilograms; 3.94 Liters; 261 Dosage Units; 12 Plants |
| Morphine | 17 Grams; 6 Dosage Units |
| Opium | 8.07 Kilograms; 15.14 Liters; 1,044 Dosage Units; 9 Plants |
| Other Depressants | 0.41 Kilograms; 3.79 Liters; 173 Dosage Units |
| Other Drugs | 1.93 Kilograms; 18.96 Liters; 987 Dosage Units |
| Other Hallucinogens | 0.69 Kilograms; 23 Dosage Units |
| Other Narcotics | 12.17 Kilograms; 15.17 Liters; 2,297 Dosage Units |
| Other Stimulants | 1.11 Kilograms; 35 Dosage Units |
| PSP | 0.47 Kilograms |
| Unknown Drug Type | 0.80 Kilograms; 12.36 Liters; 620 Dosage Units |

Pornography/Obscene Material

Definition: The violation of laws or ordinances prohibiting the manufacturing, publishing, sale, purchase, or possession of sexually explicit material, i.e., literature, photographs, etc.

Pornography/Obscene Material

| | |
|-------------------|-------------|
| Offenses Reported | 989 |
| Rate per 1,000 | 0.12 |
| Total Arrests | 193 |

Percentage of Type of Criminal Activity

| <u>Activity</u> | <u>Distribution</u> |
|---------------------------|---------------------|
| Possessing/Concealing | 33.6% |
| Exploiting Children | 27.8% |
| Distributing/Selling | 25.3% |
| Cultivating/Manufacturing | 5.9% |
| Buying/Receiving | 2.4% |
| Transporting/Transmitting | 2.3% |
| Using/Consuming | 1.6% |
| Operating/Promoting | 1.0% |

Most Frequent Locations of Activity

| | |
|-----------------------------|--------------|
| Residence/Home | 54.0% |
| Cyberspace | 20.9% |
| Government/Public Building | 5.2% |
| School-Elementary/Secondary | 5.2% |
| Hotel/Motel/Etc. | 0.8% |
| Parking Lot/Garage | 0.8% |
| Community Center | 0.7% |

Up to three criminal activity types can be entered per offense.

In **41.5%** of Pornography/Obscene Material incidents, the offender was suspected of using a computer to facilitate the crime.

Prostitution Offense

Definition: To unlawfully engage in or promote sexual activities for profit.

Prostitution Offenses

| | |
|-------------------|-------------|
| Offenses Reported | 231 |
| Rate per 1,000 | 0.03 |
| Total Arrests | 91 |

Number of Prostitution Offenses by Category

| <u>Classification</u> | <u>Reported</u> |
|-----------------------|-----------------|
| Prostitution | 128 |
| Purchasing | 59 |
| Assisting/Promoting | 44 |

These offenses are categorized under three types of criminal activity: 1) Prostitution, which is to unlawfully engage in sexual relations for profit; 2) Assisting/Promoting Prostitution, defined as soliciting customers or transporting persons for prostitution purposes; to own, manage, or operate a dwelling or other establishment for the purpose of providing a place where prostitution is performed; or to otherwise assist or promote prostitution; 3) Purchasing Prostitution, which is to purchase or trade anything of value for commercial sex acts.

Weapon Law Violations

Definition: The violation of laws or ordinances prohibiting the manufacturing, sale, purchase, transportation, possession, concealment, or use of firearms, cutting instruments, explosives, incendiary devices, or other deadly weapons.

Weapon Law Violations

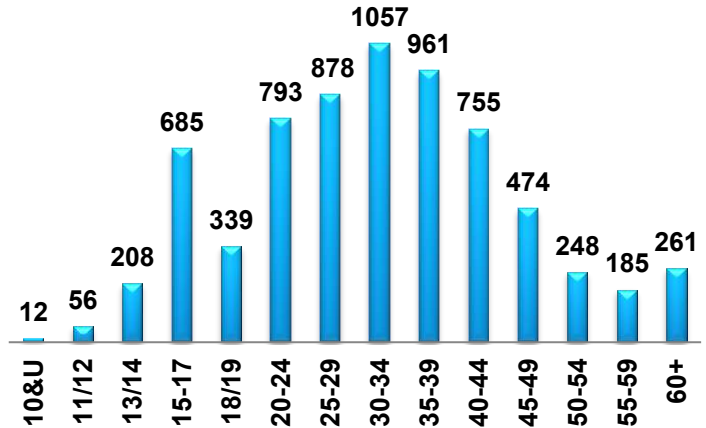
Offenses Reported **6,915**
 Rate per 1,000 **0.86**
 Total Arrests **2,072**

Weapon Law Violations "Top Five" Locations

Highway/Road/Alley/Etc. **34.7%**
 Residence/Home **25.7%**
 Parking Lot/Garage **11.4%**
 School – Elementary/Secondary **3.3%**
 Park/Playground **2.6%**

12.4% of Weapon Law Violation arrestees were juveniles.

Number of Weapon Law Offenders by Age



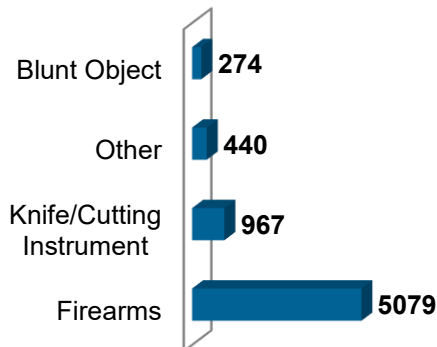
74.6% of weapons identified in Weapon Law Violations were firearms, of which **1.1%** were reported as automatic.

Percentage of Type of Criminal Activity

| Activity | Distribution |
|---------------------------|------------------|
| Possessing/Concealing | 77.9% |
| Using/Consuming | 12.5% |
| Operating/Promoting | 6.0% |
| Buying/Receiving | 1.9% |
| Transporting/Transmitting | 0.7% |
| Distributing/Selling | 0.6% |
| Cultivating/Manufacturing | 0.3% |
| Exploiting Children | < 0.1% |

Up to three criminal activity types can be entered per offense. The activity type of "None" is not included.

Number of Weapon Law Violations by Type of Weapon



Statewide Arrests

Data in this section represent the number of persons arrested, not the number of arrest offenses or charges filed. The following tables depict counts for offenses in which an individual has been taken into custody, cited, or summoned to appear in court. In some instances, an arrest may be counted when a juvenile is taken into custody but released without being charged. These numbers are derived from monthly National Incident-Based Reporting System (NIBRS) submissions by Washington State law enforcement agencies.

Statewide Arrests

Total Arrests

Reported Arrests **156,092**
 Rate per 1,000 **19.4**

The term “arrest” is defined as a physical arrest, citation, or served summons. This data represents the number of persons arrested, not on charges filed; therefore, each reporting jurisdiction submits one set of arrest data for each person per single apprehension. One set of arrest data will clear a single or multiple offenses in the same incident and/or multiple incidents.

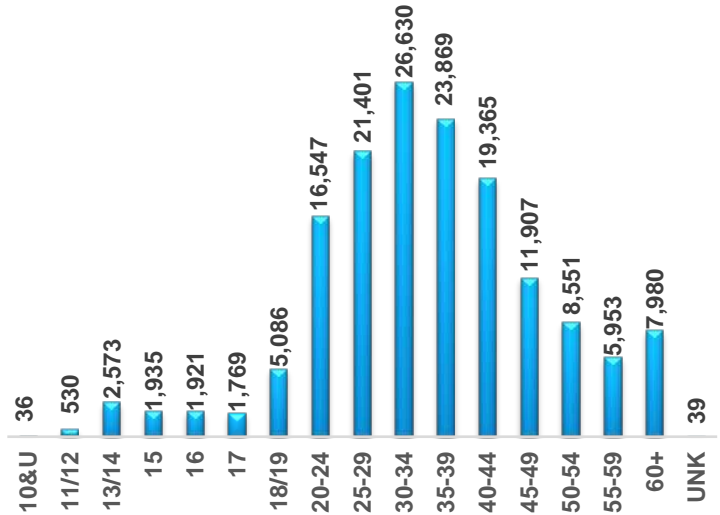
Arrests on warrants issued by another jurisdiction are reported by the originating agency, not the arresting agency.

All persons arrested for the commission of a Group “A” or Group “B” crime are included in this count. A Group “B” crime, which is only reported on the arrest level, encompasses offenses which are not under the Group “A” category. Excluded from this count are any traffic-related arrests, with the exception of DUI, Hit and Run (of a person), and Vehicular Manslaughter.

15.9% of arrests were DUI.

13.9% of total arrestees were between 18 and 24 years of age.

Total Number of Arrests by Age



94.4% of all arrestees were unarmed.

When apprehended, **38.5%** of the weapons in arrestees’ possession were firearms; **3.4%** were reported as automatic.

Totals of Types of Arrest

67,023 On-View (Without Warrant)
46,090 Taken into Custody (Based on a Warrant)
42,979 Cited or Summoned to Court

2024 Washington NIBRS Arrest Data

Arrests by Percentage

| Offenses | Total Arrests in 2024 | Percent Adult Arrests | Percent Juv Arrests | Rate per 1,000* |
|-------------------------------|-----------------------|-----------------------|---------------------|-----------------|
| Murder | 191 | 91.1% | 8.9% | 0.02 |
| Manslaughter | 32 | 100.0% | 0.0% | 0.00 |
| Rape | 513 | 89.1% | 10.9% | 0.06 |
| Sodomy | 19 | 78.9% | 21.1% | 0.00 |
| Sexual Assault with Object | 2 | 100.0% | 0.0% | 0.00 |
| Fondling | 326 | 91.7% | 8.3% | 0.04 |
| Aggravated Assault | 6,819 | 92.0% | 8.0% | 0.85 |
| Simple Assault | 23,167 | 89.7% | 10.3% | 2.88 |
| Intimidation | 2,808 | 89.9% | 10.1% | 0.35 |
| Kidnapping | 689 | 96.4% | 3.6% | 0.09 |
| Incest | 10 | 90.0% | 10.0% | 0.00 |
| Statutory Rape | 56 | 89.3% | 10.7% | 0.01 |
| Human Trafficking Offenses | 3 | 100.0% | 0.0% | 0.00 |
| Viol No Contact/Protect Order | 8,595 | 99.2% | 0.8% | 1.07 |
| Robbery | 1,816 | 76.7% | 23.3% | 0.23 |
| Burglary | 4,683 | 94.2% | 5.8% | 0.58 |
| Larceny/Theft Offenses | 19,360 | 93.6% | 6.4% | 2.41 |
| Motor Vehicle Theft | 1,232 | 76.3% | 23.7% | 0.15 |
| Arson | 234 | 89.7% | 10.3% | 0.03 |
| Destruction of Property | 4,677 | 86.6% | 13.4% | 0.58 |
| Counterfeiting/Forgery | 279 | 99.3% | 0.7% | 0.03 |
| Fraud Offenses | 757 | 97.2% | 2.8% | 0.09 |
| Embezzlement | 16 | 93.8% | 6.3% | 0.00 |
| Extortion/Blackmail | 15 | 93.3% | 6.7% | 0.00 |
| Bribery | 2 | 100.0% | 0.0% | 0.00 |
| Stolen Property Offenses | 3,284 | 90.2% | 9.8% | 0.41 |
| Animal Cruelty | 103 | 95.1% | 4.9% | 0.01 |
| Drug/Narcotic Violations | 10,907 | 95.3% | 4.7% | 1.36 |
| Drug Equipment Violations | 385 | 99.5% | 0.5% | 0.05 |
| Gambling Offenses | 1 | 100.0% | 0.0% | 0.00 |
| Pornography/Obscene Material | 193 | 88.6% | 11.4% | 0.02 |
| Prostitution Offenses | 91 | 100.0% | 0.0% | 0.01 |
| Weapon Law Violations | 2,072 | 87.6% | 12.4% | 0.26 |
| Bad Checks | 10 | 100.0% | 0.0% | 0.00 |
| Curfew/Vagrancy | 552 | 99.8% | 0.2% | 0.07 |
| Disorderly Conduct | 2,079 | 92.7% | 7.3% | 0.26 |
| Drunkenness | 13 | 61.5% | 38.5% | 0.00 |
| DUI | 24,764 | 99.3% | 0.7% | 3.08 |
| Family Offenses | 154 | 98.7% | 1.3% | 0.02 |
| Liquor Law Violations | 724 | 68.6% | 31.4% | 0.09 |
| Peeping Tom | 33 | 81.8% | 18.2% | 0.00 |
| Trespass | 8,556 | 97.8% | 2.2% | 1.06 |
| All Other Offenses | 25,870 | 97.8% | 2.2% | 3.22 |
| Total Arrests | 156,092 | 94.4% | 5.6% | 19.43 |

2024 Washington NIBRS Arrest Data

Weapons in Possession of Arrestees

| Arrested For: | Handgun | Rifle | Shotgun | Other Firearm | Unk. Firearm | Knife | Club | Not Armed | Total |
|-------------------------------|--------------|------------|------------|---------------|--------------|--------------|--------------|----------------|----------------|
| Murder | 36 | 1 | 0 | 2 | 7 | 16 | 2 | 128 | 192 |
| Manslaughter | 0 | 0 | 0 | 0 | 0 | 0 | 2 | 30 | 32 |
| Rape | 4 | 0 | 0 | 0 | 1 | 8 | 8 | 492 | 513 |
| Sodomy | 0 | 0 | 0 | 0 | 0 | 0 | 1 | 18 | 19 |
| Sexual Assault w/Object | 0 | 0 | 0 | 0 | 0 | 0 | 0 | 2 | 2 |
| Fondling | 0 | 0 | 0 | 0 | 0 | 0 | 0 | 326 | 326 |
| Aggravated Assault | 493 | 28 | 25 | 69 | 71 | 721 | 254 | 5,190 | 6,851 |
| Simple Assault | 106 | 3 | 8 | 13 | 17 | 231 | 264 | 22,535 | 23,177 |
| Intimidation | 95 | 9 | 6 | 30 | 18 | 325 | 67 | 2,271 | 2,821 |
| Kidnapping | 18 | 4 | 1 | 0 | 10 | 37 | 5 | 615 | 690 |
| Incest | 0 | 0 | 0 | 0 | 0 | 0 | 0 | 10 | 10 |
| Statutory Rape | 0 | 0 | 0 | 0 | 0 | 1 | 0 | 55 | 56 |
| Human Trafficking Offenses | 0 | 0 | 0 | 0 | 0 | 0 | 0 | 3 | 3 |
| Viol No Contact/Protect Order | 17 | 4 | 4 | 2 | 4 | 86 | 15 | 8,464 | 8,596 |
| Robbery | 164 | 5 | 2 | 26 | 27 | 163 | 52 | 1,385 | 1,824 |
| Burglary | 40 | 6 | 5 | 8 | 7 | 214 | 46 | 4,370 | 4,696 |
| Larceny/Theft Offenses | 79 | 4 | 7 | 10 | 15 | 345 | 60 | 18,854 | 19,374 |
| Motor Vehicle Theft | 24 | 0 | 2 | 5 | 5 | 25 | 9 | 1,164 | 1,234 |
| Arson | 0 | 0 | 1 | 0 | 0 | 9 | 3 | 221 | 234 |
| Destruction of Property | 17 | 3 | 2 | 5 | 8 | 135 | 114 | 4,398 | 4,682 |
| Counterfeiting/Forgery | 1 | 0 | 0 | 0 | 0 | 2 | 2 | 274 | 279 |
| Fraud Offenses | 9 | 1 | 0 | 1 | 1 | 20 | 2 | 723 | 757 |
| Embezzlement | 0 | 0 | 0 | 0 | 0 | 0 | 0 | 16 | 16 |
| Extortion/Blackmail | 0 | 0 | 1 | 0 | 0 | 0 | 0 | 14 | 15 |
| Bribery | 0 | 0 | 0 | 0 | 0 | 0 | 0 | 2 | 2 |
| Stolen Property Offenses | 186 | 9 | 5 | 19 | 17 | 121 | 22 | 2,913 | 3,292 |
| Animal Cruelty | 2 | 0 | 1 | 1 | 0 | 5 | 5 | 89 | 103 |
| Drug/Narcotic Violations | 146 | 10 | 7 | 18 | 18 | 492 | 87 | 10,157 | 10,935 |
| Drug Equipment Violations | 1 | 0 | 0 | 0 | 0 | 19 | 2 | 363 | 385 |
| Gambling Offenses | 0 | 0 | 0 | 0 | 0 | 0 | 0 | 1 | 1 |
| Pornography/Obscene Material | 0 | 0 | 0 | 1 | 0 | 1 | 0 | 191 | 193 |
| Prostitution Offenses | 1 | 1 | 0 | 0 | 0 | 0 | 0 | 90 | 92 |
| Weapon Law Violations | 783 | 38 | 33 | 74 | 100 | 223 | 113 | 742 | 2,106 |
| Bad Checks | 0 | 0 | 0 | 0 | 0 | 0 | 0 | 10 | 10 |
| Curfew/Vagrancy | 1 | 0 | 0 | 0 | 0 | 20 | 1 | 530 | 552 |
| Disorderly Conduct | 9 | 0 | 1 | 3 | 1 | 29 | 12 | 2,027 | 2,082 |
| Drunkenness | 0 | 0 | 0 | 0 | 0 | 0 | 0 | 13 | 13 |
| DUI | 247 | 11 | 5 | 5 | 50 | 312 | 13 | 24,155 | 24,798 |
| Family Offenses | 0 | 0 | 0 | 0 | 0 | 0 | 0 | 154 | 154 |
| Liquor Law Violations | 5 | 1 | 0 | 0 | 0 | 6 | 0 | 712 | 724 |
| Peeping Tom | 0 | 0 | 0 | 0 | 0 | 0 | 0 | 33 | 33 |
| Trespass | 6 | 0 | 3 | 2 | 5 | 134 | 22 | 8,385 | 8,557 |
| All Other Offenses | 89 | 1 | 2 | 14 | 20 | 439 | 52 | 25,259 | 25,876 |
| Total | 2,579 | 139 | 121 | 308 | 402 | 4,139 | 1,235 | 147,384 | 156,307 |

Up to two weapons can be reported per arrestee.

2024 Washington NIBRS Arrest Data

Arrestees by Race

| Offense | White | Black | American Indian/ Alaskan Native | Asian | Native Hawaiian/ Pacific Islander | Unknown |
|-------------------------------|----------------|---------------|------------------------------------|--------------|--------------------------------------|--------------|
| Murder | 123 | 41 | 8 | 8 | 3 | 8 |
| Manslaughter | 26 | 2 | 1 | 0 | 0 | 3 |
| Rape | 375 | 73 | 11 | 17 | 4 | 33 |
| Sodomy | 12 | 2 | 0 | 0 | 0 | 5 |
| Sexual Assault w/Object | 1 | 0 | 0 | 0 | 0 | 1 |
| Fondling | 241 | 35 | 4 | 9 | 2 | 35 |
| Aggravated Assault | 4603 | 1370 | 179 | 240 | 87 | 340 |
| Simple Assault | 16502 | 3657 | 469 | 1055 | 186 | 1298 |
| Intimidation | 1852 | 594 | 53 | 107 | 23 | 179 |
| Kidnapping | 495 | 100 | 22 | 32 | 6 | 34 |
| Incest | 6 | 1 | 1 | 0 | 1 | 1 |
| Statutory Rape | 41 | 6 | 2 | 3 | 0 | 4 |
| Human Trafficking Offenses | 1 | 1 | 0 | 0 | 0 | 1 |
| Viol No Contact/Protect Order | 6434 | 1264 | 136 | 311 | 66 | 384 |
| Robbery | 1022 | 555 | 54 | 54 | 31 | 100 |
| Burglary | 3494 | 675 | 178 | 121 | 41 | 174 |
| Larceny/Theft Offenses | 14087 | 2989 | 754 | 597 | 88 | 845 |
| Motor Vehicle Theft | 919 | 163 | 27 | 38 | 22 | 63 |
| Arson | 166 | 41 | 7 | 12 | 1 | 7 |
| Destruction of Property | 3527 | 647 | 113 | 150 | 42 | 198 |
| Counterfeiting/Forgery | 215 | 33 | 7 | 9 | 1 | 14 |
| Fraud Offenses | 551 | 94 | 29 | 31 | 9 | 43 |
| Embezzlement | 9 | 4 | 0 | 3 | 0 | 0 |
| Extortion/Blackmail | 12 | 2 | 0 | 0 | 0 | 1 |
| Bribery | 2 | 0 | 0 | 0 | 0 | 0 |
| Stolen Property Offenses | 2379 | 497 | 79 | 116 | 37 | 176 |
| Animal Cruelty | 65 | 15 | 2 | 1 | 1 | 19 |
| Drug/Narcotic Violations | 8580 | 1256 | 431 | 253 | 38 | 349 |
| Drug Equipment Violations | 314 | 35 | 16 | 7 | 2 | 11 |
| Gambling Offenses | 1 | 0 | 0 | 0 | 0 | 0 |
| Pornography/Obscene Material | 145 | 16 | 1 | 11 | 1 | 19 |
| Prostitution Offenses | 55 | 20 | 0 | 4 | 1 | 11 |
| Weapon Law Violations | 1390 | 411 | 50 | 77 | 10 | 134 |
| Bad Checks | 9 | 1 | 0 | 0 | 0 | 0 |
| Curfew/Vagrancy | 444 | 43 | 31 | 14 | 1 | 19 |
| Disorderly Conduct | 1618 | 252 | 80 | 54 | 5 | 70 |
| Drunkenness | 12 | 0 | 1 | 0 | 0 | 0 |
| DUI | 19438 | 2469 | 460 | 1006 | 98 | 1293 |
| Family Offenses | 102 | 32 | 9 | 5 | 0 | 6 |
| Liquor Law Violations | 562 | 41 | 41 | 14 | 6 | 60 |
| Peeping Tom | 28 | 1 | 0 | 0 | 0 | 4 |
| Trespass | 6478 | 1205 | 314 | 257 | 30 | 272 |
| All Other Offenses | 20023 | 3168 | 798 | 695 | 99 | 1087 |
| Total | 116,359 | 21,811 | 4,368 | 5,311 | 942 | 7,301 |



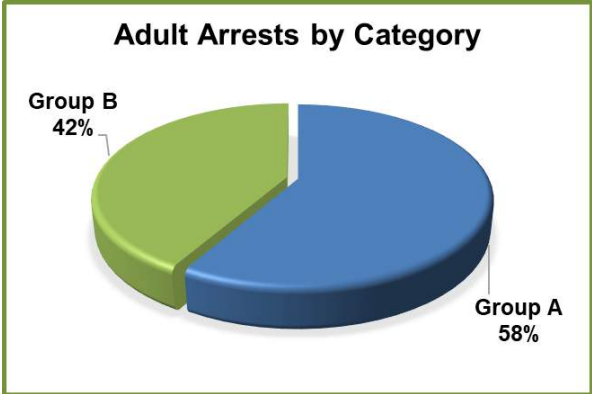
2024 Washington NIBRS Arrest Data

Adult Arrests

Total Adult Arrests
Reported Adult Arrests **147,328**

92.1% of Crimes Against Persons arrests were adults.

99.3% of DUI arrests were adults.



14.7% of adult arrests were between 18 to 24 years of age.

95.3% of Drug/Narcotic arrests were adults.

Adult Arrestees by Sex

| Offense | Male | Female | Unknown |
|-------------------------------|----------------|---------------|------------|
| Murder | 143 | 31 | 0 |
| Manslaughter | 20 | 12 | 0 |
| Rape | 448 | 9 | 0 |
| Sodomy | 15 | 0 | 0 |
| Sexual Assault w/Object | 2 | 0 | 0 |
| Fondling | 287 | 12 | 0 |
| Aggravated Assault | 5,008 | 1,243 | 23 |
| Simple Assault | 13,933 | 6,808 | 48 |
| Intimidation | 2,139 | 372 | 13 |
| Kidnapping | 591 | 71 | 2 |
| Incest | 9 | 0 | 0 |
| Statutory Rape | 49 | 1 | 0 |
| Human Trafficking Offenses | 3 | 0 | 0 |
| Viol No Contact/Protect Order | 6,620 | 1,901 | 9 |
| Robbery | 1,150 | 241 | 2 |
| Burglary | 3,418 | 979 | 14 |
| Larceny/Theft Offenses | 11,457 | 6,631 | 32 |
| Motor Vehicle Theft | 702 | 238 | 0 |
| Arson | 155 | 55 | 0 |
| Destruction of Property | 3,181 | 861 | 8 |
| Counterfeiting/Forgery | 185 | 92 | 0 |
| Fraud Offenses | 465 | 270 | 1 |
| Embezzlement | 8 | 7 | 0 |
| Extortion/Blackmail | 12 | 2 | 0 |
| Bribery | 1 | 1 | 0 |
| Stolen Property Offenses | 2,319 | 638 | 6 |
| Animal Cruelty | 59 | 39 | 0 |
| Drug/Narcotic Violations | 7,822 | 2,564 | 4 |
| Drug Equipment Violations | 294 | 89 | 0 |
| Gambling Offenses | 0 | 1 | 0 |
| Pornography/Obscene Material | 165 | 4 | 2 |
| Prostitution Offenses | 82 | 9 | 0 |
| Weapon Law Violations | 1,650 | 164 | 2 |
| Bad Checks | 7 | 3 | 0 |
| Curfew/Vagrancy | 361 | 189 | 1 |
| Disorderly Conduct | 1,488 | 437 | 3 |
| Drunkenness | 4 | 4 | 0 |
| DUI | 18,697 | 5,873 | 12 |
| Family Offenses | 55 | 96 | 1 |
| Liquor Law Violations | 342 | 155 | 0 |
| Peeping Tom | 27 | 0 | 0 |
| Trespass | 6,101 | 2,256 | 9 |
| All Other Offenses | 18,827 | 6,449 | 28 |
| Total | 108,301 | 38,807 | 220 |

2024 Washington NIBRS Arrest Data

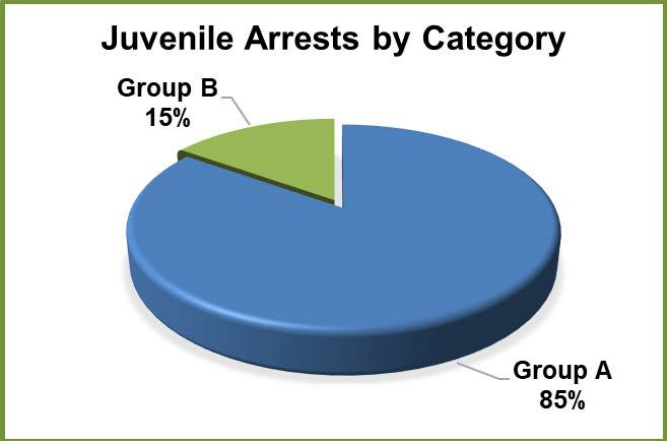
Adult Arrests by Age

| Offense | 18/19 | 20-24 | 25-29 | 30-34 | 35-39 | 40-44 | 45-49 | 50-54 | 55-59 | 60+ | Unknown | Total |
|-------------------------------|--------------|---------------|---------------|---------------|---------------|---------------|---------------|--------------|--------------|--------------|-----------|----------------|
| Murder | 8 | 22 | 27 | 28 | 30 | 23 | 7 | 13 | 6 | 10 | 0 | 174 |
| Manslaughter | 2 | 6 | 5 | 5 | 4 | 2 | 2 | 3 | 0 | 3 | 0 | 32 |
| Rape | 36 | 70 | 71 | 63 | 64 | 49 | 40 | 24 | 14 | 26 | 0 | 457 |
| Sodomy | 2 | 4 | 3 | 2 | 3 | 0 | 1 | 0 | 0 | 0 | 0 | 15 |
| Sexual Assault w/Object | 0 | 0 | 0 | 1 | 0 | 0 | 0 | 0 | 0 | 1 | 0 | 2 |
| Fondling | 19 | 16 | 34 | 48 | 37 | 43 | 19 | 21 | 20 | 42 | 0 | 299 |
| Aggravated Assault | 240 | 809 | 976 | 1,095 | 932 | 812 | 466 | 349 | 248 | 346 | 1 | 6,274 |
| Simple Assault | 918 | 2,746 | 3,114 | 3,448 | 3,110 | 2,490 | 1,606 | 1,202 | 830 | 1,321 | 4 | 20,789 |
| Intimidation | 74 | 248 | 294 | 384 | 414 | 358 | 230 | 180 | 131 | 210 | 1 | 2,524 |
| Kidnapping | 35 | 97 | 116 | 127 | 92 | 68 | 53 | 31 | 23 | 22 | 0 | 664 |
| Incest | 0 | 1 | 0 | 2 | 0 | 1 | 1 | 0 | 1 | 3 | 0 | 9 |
| Statutory Rape | 8 | 8 | 7 | 4 | 9 | 7 | 4 | 2 | 1 | 0 | 0 | 50 |
| Human Trafficking Offenses | 0 | 0 | 0 | 1 | 1 | 0 | 0 | 0 | 0 | 1 | 0 | 3 |
| Viol No Contact/Protect Order | 166 | 809 | 1,123 | 1,464 | 1,396 | 1,309 | 735 | 560 | 400 | 565 | 3 | 8,530 |
| Robbery | 121 | 196 | 239 | 278 | 227 | 156 | 68 | 49 | 34 | 25 | 0 | 1,393 |
| Burglary | 101 | 359 | 621 | 947 | 820 | 702 | 350 | 236 | 138 | 135 | 2 | 4,411 |
| Larceny/Theft Offenses | 621 | 1,760 | 2,669 | 3,694 | 3,346 | 2,519 | 1,302 | 956 | 634 | 610 | 9 | 18,120 |
| Motor Vehicle Theft | 56 | 92 | 136 | 189 | 197 | 122 | 60 | 50 | 24 | 14 | 0 | 940 |
| Arson | 2 | 13 | 23 | 45 | 44 | 31 | 24 | 9 | 8 | 11 | 0 | 210 |
| Destruction of Property | 196 | 489 | 637 | 695 | 659 | 553 | 305 | 214 | 145 | 156 | 1 | 4,050 |
| Counterfeiting/Forgery | 3 | 19 | 33 | 44 | 62 | 53 | 30 | 10 | 10 | 13 | 0 | 277 |
| Fraud Offenses | 10 | 55 | 127 | 145 | 144 | 119 | 59 | 36 | 24 | 16 | 1 | 736 |
| Embezzlement | 0 | 2 | 2 | 0 | 5 | 2 | 1 | 2 | 1 | 0 | 0 | 15 |
| Extortion/Blackmail | 0 | 1 | 2 | 3 | 4 | 1 | 0 | 2 | 0 | 1 | 0 | 14 |
| Bribery | 0 | 0 | 0 | 0 | 1 | 1 | 0 | 0 | 0 | 0 | 0 | 2 |
| Stolen Property Offense | 80 | 245 | 425 | 663 | 557 | 437 | 269 | 155 | 85 | 47 | 0 | 2,963 |
| Animal Cruelty | 2 | 10 | 17 | 12 | 17 | 11 | 6 | 9 | 2 | 12 | 0 | 98 |
| Drug/Narcotic Violations | 163 | 642 | 1,330 | 2,169 | 2,108 | 1,561 | 1,019 | 636 | 381 | 379 | 2 | 10,390 |
| Drug Equipment Violations | 6 | 20 | 62 | 91 | 81 | 42 | 36 | 20 | 10 | 15 | 0 | 383 |
| Gambling Offenses | 0 | 1 | 0 | 0 | 0 | 0 | 0 | 0 | 0 | 0 | 0 | 1 |
| Pornography/Obscene Material | 13 | 20 | 23 | 25 | 18 | 13 | 16 | 14 | 7 | 21 | 1 | 171 |
| Prostitution Offenses | 4 | 10 | 14 | 17 | 15 | 18 | 5 | 5 | 2 | 1 | 0 | 91 |
| Weapon Law Violations | 96 | 255 | 263 | 308 | 274 | 225 | 157 | 86 | 58 | 94 | 0 | 1,816 |
| Bad Checks | 0 | 0 | 0 | 2 | 2 | 3 | 1 | 0 | 0 | 2 | 0 | 10 |
| Curfew/Vagrancy | 3 | 28 | 75 | 102 | 120 | 75 | 52 | 36 | 33 | 27 | 0 | 551 |
| Disorderly Conduct | 54 | 184 | 253 | 357 | 306 | 270 | 168 | 110 | 93 | 132 | 1 | 1,928 |
| Drunkenness | 3 | 0 | 1 | 1 | 0 | 1 | 1 | 0 | 1 | 0 | 0 | 8 |
| DUI | 943 | 4,153 | 4,189 | 3,789 | 3,023 | 2,431 | 1,740 | 1,423 | 1,070 | 1,817 | 4 | 24,582 |
| Family Offenses | 5 | 9 | 14 | 37 | 32 | 29 | 14 | 6 | 3 | 3 | 0 | 152 |
| Liquor Law Violations | 286 | 94 | 20 | 19 | 17 | 18 | 13 | 12 | 9 | 9 | 0 | 497 |
| Peeping Tom | 0 | 2 | 4 | 1 | 6 | 3 | 0 | 2 | 5 | 4 | 0 | 27 |
| Trespass | 154 | 538 | 910 | 1,642 | 1,463 | 1,273 | 825 | 570 | 440 | 550 | 1 | 8,366 |
| All Other Offenses | 656 | 2,514 | 3,542 | 4,683 | 4,229 | 3,534 | 2,222 | 1,518 | 1,062 | 1,336 | 8 | 25,304 |
| Total | 5,086 | 16,547 | 21,401 | 26,630 | 23,869 | 19,365 | 11,907 | 8,551 | 5,953 | 7,980 | 39 | 147,328 |

Juvenile Arrests

Total Juvenile Arrests
Reported Juvenile Arrests **8,764**

Under UCR guidelines, a juvenile is counted as “arrested” when the circumstances are such that if the juvenile were an adult, an arrest would have been reported. Any situation involving a juvenile, in lieu of an actual arrest, such as summoned, cited, or notified to appear before a juvenile court or similar authority for a violation of the law, is reported as an arrest.



51.4% of juvenile arrestees were between 13 and 15 years of age.

Juvenile Arrestees by Sex

| Offense | Male | Female | Unknown |
|-------------------------------|--------------|--------------|----------|
| Murder | 16 | 1 | 0 |
| Manslaughter | 0 | 0 | 0 |
| Rape | 51 | 5 | 0 |
| Sodomy | 4 | 0 | 0 |
| Sexual Assault w/Object | 0 | 0 | 0 |
| Fondling | 23 | 4 | 0 |
| Aggravated Assault | 396 | 149 | 0 |
| Simple Assault | 1,269 | 1,107 | 2 |
| Intimidation | 213 | 70 | 1 |
| Kidnapping | 21 | 4 | 0 |
| Incest | 0 | 1 | 0 |
| Statutory Rape | 4 | 2 | 0 |
| Human Trafficking Offenses | 0 | 0 | 0 |
| Viol No Contact/Protect Order | 45 | 20 | 0 |
| Robbery | 344 | 79 | 0 |
| Burglary | 204 | 68 | 0 |
| Larceny/Theft Offenses | 724 | 515 | 1 |
| Motor Vehicle Theft | 217 | 75 | 0 |
| Arson | 23 | 1 | 0 |
| Destruction of Property | 490 | 136 | 1 |
| Counterfeiting/Forgery | 1 | 1 | 0 |
| Fraud Offenses | 17 | 4 | 0 |
| Embezzlement | 0 | 1 | 0 |
| Extortion/Blackmail | 1 | 0 | 0 |
| Bribery | 0 | 0 | 0 |
| Stolen Property Offenses | 249 | 72 | 0 |
| Animal Cruelty | 5 | 0 | 0 |
| Drug/Narcotic Violations | 362 | 155 | 0 |
| Drug Equipment Violations | 1 | 1 | 0 |
| Gambling Offenses | 0 | 0 | 0 |
| Pornography/Obscene Material | 18 | 4 | 0 |
| Prostitution Offenses | 0 | 0 | 0 |
| Weapon Law Violations | 232 | 23 | 1 |
| Bad Checks | 0 | 0 | 0 |
| Curfew/Vagrancy | 1 | 0 | 0 |
| Disorderly Conduct | 119 | 32 | 0 |
| Drunkenness | 2 | 3 | 0 |
| DUI | 155 | 27 | 0 |
| Family Offenses | 2 | 0 | 0 |
| Liquor Law Violations | 116 | 111 | 0 |
| Peeping Tom | 6 | 0 | 0 |
| Trespass | 149 | 41 | 0 |
| All Other Offenses | 423 | 142 | 1 |
| Total | 5,903 | 2,854 | 7 |

2024 Washington NIBRS Arrest Data

Juvenile Arrests by Age

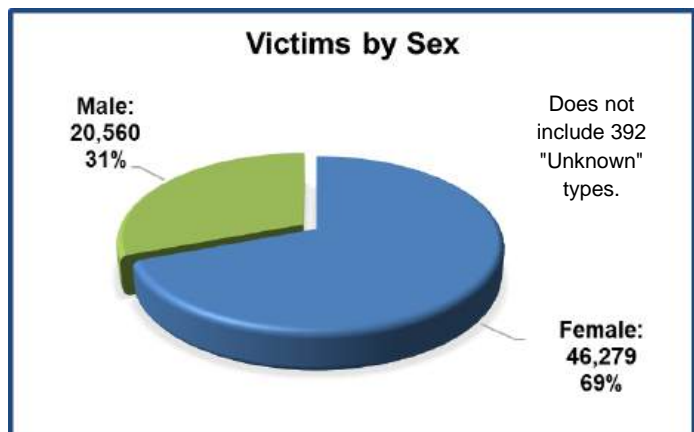
| Offense | 10 & Under | 11-12 | 13-14 | 15 | 16 | 17 | Total |
|-------------------------------|------------|------------|--------------|--------------|--------------|--------------|--------------|
| Murder | 0 | 0 | 0 | 3 | 5 | 9 | 17 |
| Manslaughter | 0 | 0 | 0 | 0 | 0 | 0 | 0 |
| Rape | 2 | 3 | 14 | 17 | 10 | 10 | 56 |
| Sodomy | 0 | 0 | 2 | 1 | 1 | 0 | 4 |
| Sexual Assault w/Object | 0 | 0 | 0 | 0 | 0 | 0 | 0 |
| Fondling | 1 | 6 | 11 | 1 | 3 | 5 | 27 |
| Aggravated Assault | 5 | 26 | 150 | 102 | 140 | 122 | 545 |
| Simple Assault | 8 | 208 | 751 | 511 | 467 | 433 | 2,378 |
| Intimidation | 5 | 33 | 104 | 49 | 50 | 43 | 284 |
| Kidnapping | 0 | 1 | 9 | 3 | 5 | 7 | 25 |
| Incest | 0 | 0 | 0 | 0 | 0 | 1 | 1 |
| Statutory Rape | 0 | 2 | 0 | 1 | 2 | 1 | 6 |
| Human Trafficking Offenses | 0 | 0 | 0 | 0 | 0 | 0 | 0 |
| Viol No Contact/Protect Order | 0 | 2 | 14 | 11 | 21 | 17 | 65 |
| Robbery | 2 | 11 | 123 | 113 | 116 | 58 | 423 |
| Burglary | 2 | 18 | 85 | 74 | 54 | 39 | 272 |
| Larceny/Theft Offenses | 2 | 46 | 331 | 295 | 289 | 277 | 1,240 |
| Motor Vehicle Theft | 0 | 12 | 97 | 69 | 69 | 45 | 292 |
| Arson | 0 | 2 | 7 | 7 | 5 | 3 | 24 |
| Destruction of Property | 6 | 64 | 202 | 130 | 115 | 110 | 627 |
| Counterfeiting/Forgery | 0 | 0 | 0 | 0 | 0 | 2 | 2 |
| Fraud Offenses | 0 | 1 | 2 | 6 | 6 | 6 | 21 |
| Embezzlement | 0 | 0 | 0 | 0 | 1 | 0 | 1 |
| Extortion/Blackmail | 0 | 0 | 0 | 0 | 1 | 0 | 1 |
| Bribery | 0 | 0 | 0 | 0 | 0 | 0 | 0 |
| Stolen Property Offenses | 0 | 6 | 91 | 78 | 82 | 64 | 321 |
| Animal Cruelty | 0 | 0 | 3 | 1 | 1 | 0 | 5 |
| Drug/Narcotic Violations | 0 | 21 | 171 | 131 | 105 | 89 | 517 |
| Drug Equipment Violations | 0 | 0 | 1 | 1 | 0 | 0 | 2 |
| Gambling Offenses | 0 | 0 | 0 | 0 | 0 | 0 | 0 |
| Pornography/Obscene Material | 0 | 3 | 5 | 3 | 5 | 6 | 22 |
| Prostitution Offenses | 0 | 0 | 0 | 0 | 0 | 0 | 0 |
| Weapon Law Violations | 1 | 9 | 73 | 63 | 50 | 60 | 256 |
| Bad Checks | 0 | 0 | 0 | 0 | 0 | 0 | 0 |
| Curfew/Vagrancy | 0 | 0 | 0 | 1 | 0 | 0 | 1 |
| Disorderly Conduct | 0 | 13 | 38 | 39 | 43 | 18 | 151 |
| Drunkenness | 0 | 0 | 2 | 3 | 0 | 0 | 5 |
| DUI | 0 | 0 | 4 | 8 | 61 | 109 | 182 |
| Family Offenses | 0 | 0 | 0 | 1 | 0 | 1 | 2 |
| Liquor Law Violations | 0 | 9 | 61 | 57 | 38 | 62 | 227 |
| Peeping Tom | 0 | 2 | 2 | 0 | 1 | 1 | 6 |
| Trespass | 0 | 15 | 74 | 49 | 30 | 22 | 190 |
| All Other Offenses | 2 | 17 | 146 | 107 | 145 | 149 | 566 |
| Total | 36 | 530 | 2,573 | 1,935 | 1,921 | 1,769 | 8,764 |

Domestic Violence

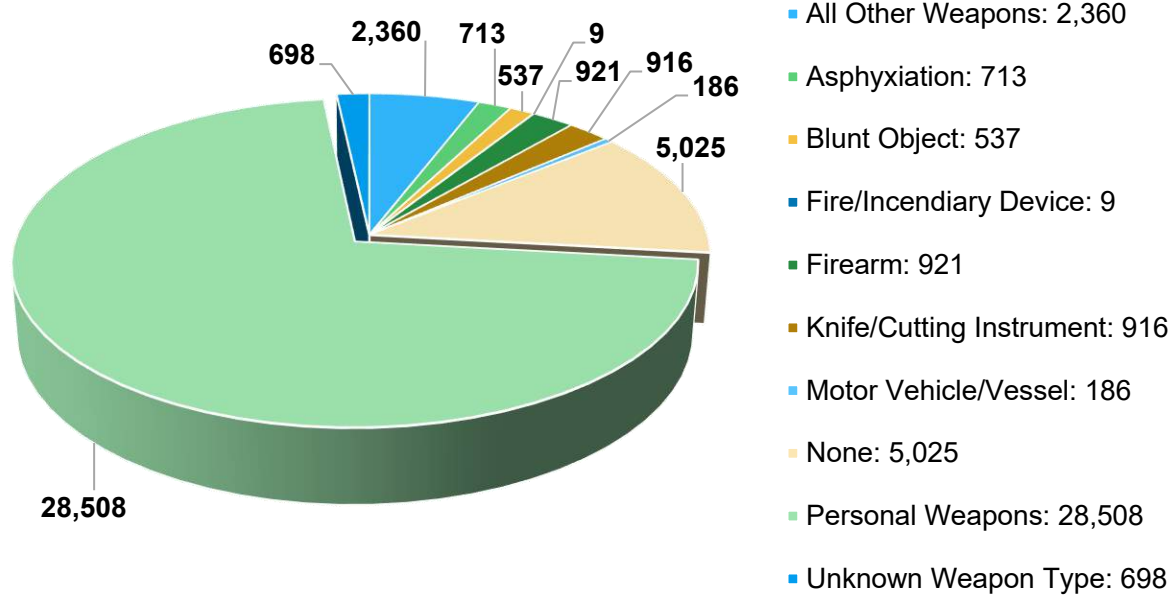
Collection of Domestic Violence-related person and property offenses is mandated by State of Washington statute, RCW 10.99.035. Domestic Violence (DV) is defined by the relationship of the victim to the offender or by shared living space. These numbers are derived from monthly DV forms or National Incident-Based Reporting System (NIBRS) submissions by Washington State law enforcement agencies.

Domestic Violence Offense Comparison

| Offense | Actual Offenses Reported | Domestic Violence Offenses | Percent of Domestic Violence |
|-------------------------------|--------------------------|----------------------------|------------------------------|
| Murder | 312 | 74 | 23.7% |
| Manslaughter | 52 | 7 | 13.5% |
| Rape | 2,818 | 830 | 29.5% |
| Sodomy | 232 | 63 | 27.2% |
| Sexual Assault w/Object | 52 | 14 | 26.9% |
| Fondling | 2,239 | 616 | 27.5% |
| Aggravated Assault | 18,064 | 6,124 | 33.9% |
| Simple Assault | 51,398 | 27,358 | 53.2% |
| Intimidation | 14,183 | 3,500 | 24.7% |
| Kidnapping | 1,694 | 1,046 | 61.7% |
| Incest | 46 | 32 | 69.6% |
| Statutory Rape | 204 | 47 | 23.0% |
| Human Trafficking Offenses | 74 | 15 | 20.3% |
| Viol No Contact/Protect Order | 19,598 | 15,187 | 77.5% |
| Robbery | 5,493 | 332 | 6.0% |
| Burglary | 31,715 | 690 | 2.2% |
| Larceny/Theft Offenses | 139,130 | 1,835 | 1.3% |
| Motor Vehicle Theft | 34,294 | 428 | 1.2% |
| Arson | 1,106 | 70 | 6.3% |
| Destruction of Property | 66,685 | 6,301 | 9.4% |
| Counterfeit/Forgery | 2,872 | 57 | 2.0% |
| Fraud Offenses | 23,428 | 481 | 2.1% |
| Embezzlement | 212 | 1 | 0.5% |
| Extortion/Blackmail | 1,241 | 37 | 3.0% |
| Bribery | 16 | 2 | 12.5% |
| Stolen Property Offenses | 6,100 | 98 | 1.6% |
| Total | 423,258 | 65,245 | 15.4% |

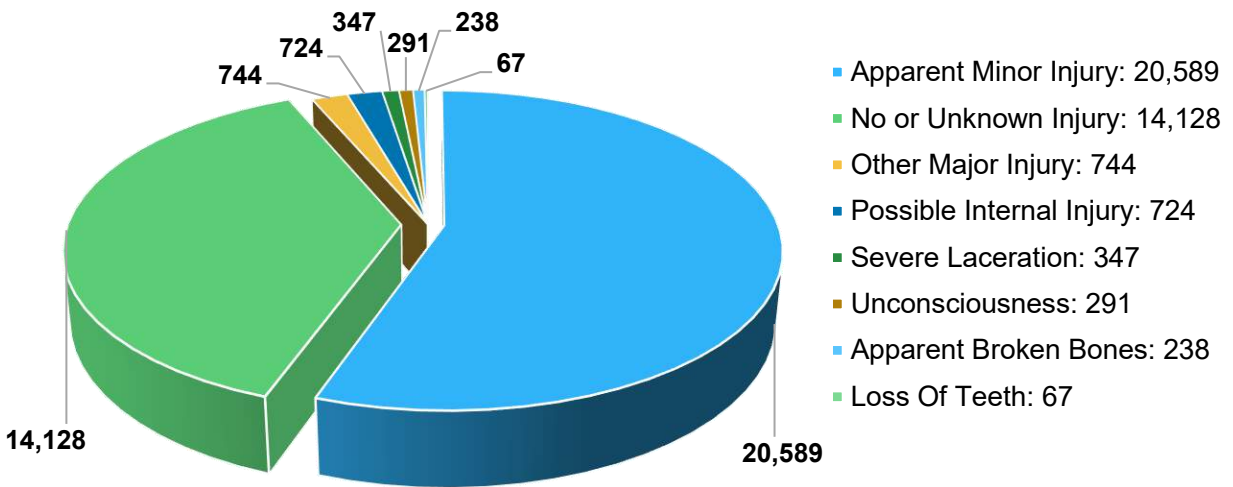


Weapons Used in Domestic Violence Incidents



Personal Weapons are defined as "Hands, Fists, Feet, etc."
Up to three weapon types can be entered per offense.

Domestic Violence Injuries



Up to five injuries can be entered per victim.

2024 Washington Domestic Violence

Domestic Violence Relationships (Victim to Offender)

Crimes Against Persons

| Relationship | Murder | Man-slaughter | Rape | Sodomy | Sexual Assault w/Object | Fondling | Kidnap | Aggrav Assault | Simple Assault | Intimidation | Incest | Statutory Rape | Human Traffick | Viol No Contact/ Protection Order |
|-------------------------|--------|---------------|------|--------|-------------------------|----------|--------|----------------|----------------|--------------|--------|----------------|----------------|-----------------------------------|
| Spouse | 16 | 1 | 87 | 1 | 0 | 10 | 146 | 669 | 4,034 | 269 | 0 | 0 | 0 | 1,725 |
| Parent | 11 | 0 | 0 | 0 | 0 | 1 | 35 | 427 | 3,504 | 370 | 2 | 0 | 0 | 1,115 |
| Sibling | 7 | 1 | 26 | 7 | 1 | 40 | 12 | 297 | 2,036 | 236 | 15 | 3 | 0 | 373 |
| Child | 12 | 5 | 78 | 8 | 3 | 202 | 47 | 567 | 1,815 | 134 | 10 | 10 | 1 | 1,104 |
| Grandparent | 1 | 0 | 0 | 0 | 0 | 0 | 0 | 29 | 249 | 23 | 0 | 0 | 0 | 87 |
| Grandchild | 0 | 0 | 11 | 3 | 0 | 44 | 7 | 22 | 81 | 6 | 0 | 0 | 0 | 28 |
| In-law | 0 | 0 | 2 | 0 | 0 | 7 | 1 | 58 | 255 | 63 | 0 | 1 | 0 | 64 |
| Step-parent | 1 | 0 | 4 | 1 | 0 | 6 | 3 | 34 | 301 | 29 | 0 | 0 | 0 | 58 |
| Step-child | 1 | 0 | 34 | 5 | 1 | 65 | 4 | 74 | 263 | 25 | 2 | 5 | 1 | 57 |
| Step-sibling | 0 | 0 | 9 | 2 | 0 | 16 | 0 | 12 | 55 | 7 | 0 | 2 | 0 | 8 |
| Other Family Member | 0 | 2 | 51 | 10 | 0 | 90 | 15 | 205 | 1,010 | 172 | 4 | 6 | 1 | 201 |
| Friend | 1 | 0 | 25 | 0 | 0 | 10 | 6 | 56 | 255 | 48 | 0 | 0 | 1 | 53 |
| Boy/Girlfriend | 13 | 0 | 211 | 9 | 3 | 26 | 457 | 1,986 | 8,534 | 399 | 0 | 9 | 7 | 3,155 |
| Child of Boy/Girlfriend | 0 | 0 | 13 | 3 | 2 | 17 | 9 | 45 | 161 | 8 | 0 | 2 | 0 | 105 |
| Ex-Relationship | 3 | 0 | 197 | 11 | 3 | 34 | 223 | 826 | 2,726 | 1,019 | 0 | 2 | 1 | 5,015 |
| Ex-Spouse | 2 | 0 | 20 | 2 | 0 | 2 | 19 | 73 | 278 | 144 | 0 | 1 | 0 | 1,307 |
| Otherwise Known | 4 | 0 | 65 | 4 | 1 | 41 | 73 | 503 | 1,697 | 376 | 2 | 4 | 2 | 651 |

2024 Washington Domestic Violence

Domestic Violence Relationships (Victim to Offender)

Crimes Against Property

| Relationship | Robbery | Burglary/ Breaking & Entering | Larceny/ Theft Offenses | Motor Vehicle Theft | Arson | Destruct/ Damage of Property | Counter- feiting/ Forgery | Fraud Offenses | Embezzle- ment | Extortion/ Blackmail | Bribery | Stolen Property Offenses |
|-------------------------|---------|-------------------------------------|-------------------------------|---------------------------|-------|---------------------------------------|---------------------------------|-------------------|-------------------|-------------------------|---------|--------------------------------|
| Spouse | 15 | 111 | 94 | 6 | 8 | 701 | 6 | 25 | 0 | 1 | 1 | 0 |
| Parent | 47 | 233 | 294 | 123 | 20 | 1,404 | 6 | 88 | 2 | 3 | 3 | 21 |
| Sibling | 6 | 78 | 94 | 20 | 7 | 289 | 4 | 65 | 0 | 1 | 0 | 2 |
| Child | 3 | 45 | 30 | 7 | 3 | 81 | 6 | 17 | 0 | 1 | 0 | 1 |
| Grandparent | 3 | 19 | 50 | 26 | 0 | 77 | 2 | 18 | 0 | 0 | 0 | 9 |
| Grandchild | 0 | 1 | 2 | 0 | 0 | 2 | 0 | 1 | 0 | 0 | 0 | 0 |
| In-law | 0 | 25 | 21 | 8 | 1 | 54 | 1 | 7 | 1 | 2 | 0 | 0 |
| Step-parent | 2 | 14 | 10 | 6 | 1 | 78 | 1 | 5 | 0 | 0 | 0 | 1 |
| Step-child | 0 | 5 | 5 | 1 | 0 | 15 | 1 | 1 | 0 | 0 | 0 | 0 |
| Step-sibling | 0 | 6 | 0 | 3 | 0 | 8 | 0 | 1 | 0 | 0 | 0 | 1 |
| Other Family Member | 15 | 63 | 85 | 22 | 10 | 208 | 5 | 33 | 0 | 1 | 0 | 4 |
| Friend | 4 | 12 | 35 | 6 | 0 | 63 | 1 | 6 | 0 | 1 | 0 | 0 |
| Boy/Girlfriend | 108 | 247 | 353 | 65 | 12 | 1,732 | 2 | 19 | 0 | 7 | 0 | 10 |
| Child of Boy/Girlfriend | 1 | 9 | 3 | 2 | 0 | 16 | 0 | 0 | 0 | 0 | 0 | 0 |
| Ex-Relationship | 118 | 695 | 590 | 97 | 22 | 1,325 | 15 | 160 | 0 | 38 | 0 | 15 |
| Ex-Spouse | 4 | 83 | 49 | 11 | 2 | 123 | 6 | 23 | 0 | 4 | 0 | 1 |
| Otherwise Known | 37 | 154 | 227 | 31 | 7 | 435 | 8 | 52 | 0 | 6 | 0 | 10 |

2024 Washington Domestic Violence

Domestic Violence Homicides

| Month | Agency | Relationship of Victim to Offender | Victim | | | Offender | | | Weapons |
|--------------|-------------------|------------------------------------|--------|-----|------|----------|-----|--------------------------|--------------------------|
| | | | Age | Sex | Race | Age | Sex | Race | |
| January | Clark SO | Spouse | 48 | F | W | 50 | M | W | Asphyxiation |
| | North Bend PD | Spouse | 60 | F | W | 60 | M | W | Handgun |
| | Shoreline PD | Otherwise Known | 20 | M | B | 17 | U | U | Handgun |
| | Tacoma PD | Boyfriend/Girlfriend | 39 | F | B | 42 | M | B | Handgun |
| February | Bremerton PD | Boyfriend/Girlfriend | 45 | F | W | 48 | M | W | Blunt Object |
| | Darrington PD | Child | 5 | F | U | 30 | F | I | Knife/Cutting Instrument |
| | Lakewood PD | Child | U | M | W | 23 | M | W | Handgun |
| | | Spouse | 24 | F | W | | | | |
| Yakima PD | Parent | 72 | F | W | 31 | M | W | Knife/Cutting Instrument | |
| March | Arlington PD | Boyfriend/Girlfriend | 44 | F | W | 43 | M | W | Unknown |
| | Clark SO | Spouse | 60 | F | W | 49 | M | W | Handgun |
| | | Unknown | | | | 55 | M | W | |
| | Everett PD | Child | 4 | M | W | 27 | F | W | Knife/Cutting Instrument |
| | Moxee PD | Child | 1 | M | W | 36 | M | W | Personal Weapons |
| | Pierce SO | Acquaintance | 35 | M | W | 18 | M | W | Other Firearm |
| | | Boyfriend/Girlfriend | | | | 32 | F | W | |
| Pullman PD | Spouse | 25 | F | W | 36 | M | W | Personal Weapons | |
| April | Anacortes PD | Spouse | 41 | F | W | 41 | M | W | Knife/Cutting Instrument |
| | Kirkland PD | Unknown | 7 | F | B | 21 | M | B | Other |
| | Lewis SO | Parent | 72 | M | W | 39 | F | W | Handgun |
| | Okanogan SO | Spouse | 72 | F | W | 80 | M | W | Shotgun |
| | Pierce SO | Spouse | 78 | M | W | 49 | M | A | Handgun |
| | Spokane SO | Ex-Relationship | 40 | M | W | 37 | F | W | Knife/Cutting Instrument |
| | West Richland PD | Boyfriend/Girlfriend | 17 | F | W | 39 | M | W | Knife/Cutting Instrument |
| | West Richland PD | Ex-Spouse | 31 | F | W | 39 | M | W | Handgun |
| May | Auburn PD | Child | 1 | M | W | 34 | M | W | Drugs/Narcotics |
| | | | | | | 35 | F | W | |
| | Okanogan SO | Spouse | 49 | F | W | 50 | M | W | Personal Weapons |
| | Pierce SO | Boyfriend/Girlfriend | 51 | M | W | 49 | F | W | Rifle |
| | Seattle PD | Child | BB | M | B | 35 | M | B | Handgun |
| Seattle PD | Child | BB | F | W | 32 | F | W | Drugs/Narcotics | |
| June | Bellingham PD | Boyfriend/Girlfriend | 74 | M | W | 36 | M | B | Blunt Object |
| | East Wenatchee PD | Boyfriend/Girlfriend | 28 | F | W | 22 | M | B | Personal Weapons |
| | Lacey PD | Spouse | 24 | F | W | 21 | M | W | Handgun |
| | | Unknown | 26 | M | W | | | | |
| | Spokane PD | Parent | 61 | M | U | 34 | F | W | Knife/Cutting Instrument |
| | Spokane PD | Parent | 68 | M | W | 31 | F | W | Handgun |
| July | Pierce SO | Ex-Spouse | 53 | F | W | 53 | M | W | Personal Weapons |
| | Snohomish SO | Child | 29 | M | W | 58 | M | W | Other Firearm |
| | Spokane PD | Ex-Relationship | 19 | F | W | 19 | M | U | Handgun |
| | | Acquaintance | | | | 18 | M | I | |
| | Spokane Valley PD | Child | BB | F | P | 22 | F | P | Personal Weapons |
| | Vancouver PD | Ex-Relationship | 32 | F | W | 38 | M | W | Handgun |
| Vancouver PD | Spouse | 42 | F | P | 45 | M | P | Knife/Cutting Instrument | |

2024 Washington Domestic Violence

Domestic Violence Homicides

| | | | Victim | | | Offender | | | |
|----------------|----------------------|----------------------|--------|---|----|----------|---|--------------------------|--------------------------|
| August | Kenmore PD | Stepparent | 61 | M | W | 29 | M | W | Motor Vehicle/Vessel |
| | Skagit SO | Otherwise Known | 18 | F | W | 49 | M | W | Other Firearm |
| | | Stepchild | 19 | M | W | | | | |
| | | Spouse | 52 | F | W | | | | |
| Walla Walla PD | Child | BB | F | W | 31 | M | W | Asphyxiation | |
| September | Bellingham PD | Parent | 78 | F | W | 40 | F | W | Knife/Cutting Instrument |
| | Clark SO | Sibling | 36 | F | A | 34 | M | A | Knife/Cutting Instrument |
| | Clark SO | Boyfriend/Girlfriend | 37 | F | W | 33 | M | W | Rifle |
| | Everett PD | Otherwise Known | 18 | M | W | 18 | M | W | Handgun |
| | Port Angeles PD | Otherwise Known | 51 | F | W | 26 | M | B | Handgun |
| | Yakima PD | Boyfriend/Girlfriend | 47 | F | W | 43 | M | B | Handgun |
| | | | 43 | M | B | 47 | F | W | |
| Yakima SO | Boyfriend/Girlfriend | 37 | F | W | 45 | M | W | Handgun | |
| October | Cowlitz SO | Spouse | 39 | F | W | 38 | M | W | Knife/Cutting Instrument |
| | King SO | Parent | 43 | M | W | 15 | M | W | Handgun |
| | | Parent | 42 | F | W | | | | |
| | | Sibling | 13 | M | W | | | | |
| | | Sibling | 9 | M | W | | | | |
| | | Sibling | 7 | F | W | | | | |
| | Kitsap SO | Sibling | 16 | M | W | 23 | M | W | Knife/Cutting Instrument |
| | | Sibling | 17 | M | W | | | | |
| | Kitsap SO | Unknown | 57 | M | W | 77 | M | W | Personal Weapons |
| | | | | | | 79 | F | W | |
| | | | | | | 79 | F | U | |
| | | | | | | 89 | F | U | |
| Pierce SO | Parent | 54 | M | W | 25 | M | W | Unknown | |
| Spokane PD | Friend | 48 | M | W | 35 | M | W | Personal Weapons | |
| | Unknown | | | | 35 | M | W | | |
| Spokane PD | Parent | 61 | M | W | 38 | M | W | Knife/Cutting Instrument | |
| November | Everett PD | Boyfriend/Girlfriend | 36 | F | W | 27 | M | W | Asphyxiation |
| | Moses Lake PD | Grandparent | 75 | M | I | 27 | M | B | Personal Weapons |
| | Pierce SO | Spouse | 62 | M | A | 52 | F | A | Knife/Cutting Instrument |
| | Seattle PD | Parent | 67 | M | W | 33 | F | W | Personal Weapons |
| December | Bellevue PD | Spouse | 86 | F | W | 87 | M | W | Knife/Cutting Instrument |
| | Edmonds PD | Spouse | 33 | M | W | 47 | M | W | Personal Weapons |
| | Lakewood PD | Child | BB | M | A | 27 | M | A | Personal Weapons |
| | Pierce SO | Parent | 47 | M | B | 22 | M | B | Other Firearm |

Hate Crime

Collection of Hate Crime offenses is mandated by Washington State statute, RCW 36.28A.030. Hate crimes are not separate, distinct offenses, but rather traditional crimes motivated by the offender's bias. The data are derived from monthly National Incident-Based Reporting System (NIBRS) submissions by Washington State law enforcement agencies.

2024 Washington Hate Crime

Definition: A criminal offense committed against a person or property which is motivated in whole or in part, by the offender's bias against a race/national origin, religion, sexual-orientation, mental/physical/sensory disability, gender or ethnicity.

Hate Crime

| | |
|-----------------------------------|-----|
| Bias Motivated Incidents Reported | 477 |
| Bias Motivated Offenses Reported | 593 |
| Number of Victims | 615 |
| Number of Known Offenders | 347 |
| Number of Unknown Offenders | 99 |

There can be up to five motivations per offense.

Victims of hate crime can include individuals, businesses, government, and organizations.

Hate crime incidents are identified on the subjective motivation of the offender(s). Law enforcement investigations solely determine the sufficient objective facts to lead to a reasonable and prudent conclusion that the offender's actions were motivated by bias against a racial, religious, ethnical/national origin, mental/physical/sensory disability, gender or sexual-orientation group.

Accurate data collection for hate crime depends on proper training of law enforcement to recognize such incidents and the cooperation and desire of law enforcement communities to report these offenses without the influence of special interest groups, media, or politics.

Information derived from the following indicators can establish supportive facts to correctly identify hate bias motivation:

- Bias-related drawings, markings, symbols or graffiti were left at the crime scene.
- Bias-related oral comments, written statements or gestures made by the offender which indicate his/her bias.
- The incident coincided with a holiday relating to or a date of particular significance to, a race, religion, disability, ethnicity, gender or sexual-orientation.
- The offender and the victim were of different race, religion, ethnicity or sexual-orientation.
- Certain objects, items or things which indicate bias were used in the commission of the crime.
- The victim is a member and/or engaged in activities promoting a racial, religious, disability, ethnic or sexual-orientation group.
- Several incidents occurred in the same locality, at or about the same time, and the victims were all the same race, religion, disability, ethnicity or sexual-orientation.

2024 Washington Hate Crime

Hate Crime Profile Continued

Reported Offenses in Hate Crime Incidents

| | |
|--------------------------------|-----|
| Intimidation | 189 |
| Destruction of Property | 129 |
| Simple Assault | 124 |
| Aggravated Assault | 74 |
| Larceny-Theft Offenses | 36 |
| Robbery | 13 |
| Burglary | 7 |
| Weapon Law Violations | 6 |
| Viol No Contact/Protect Orders | 3 |
| Motor Vehicle Theft | 3 |
| Kidnapping | 2 |
| Fraud Offenses | 2 |
| Fondling | 1 |
| Rape | 1 |
| Sodomy | 1 |
| Stolen Property Offenses | 1 |
| Drug/Narcotic Violations | 1 |

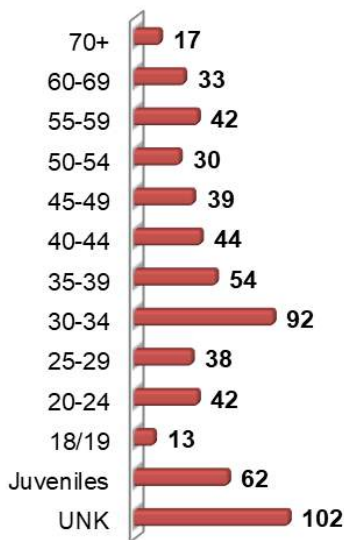
Reported Bias Motivations

| | |
|-------------------------|-----|
| Race/Ethnicity/Ancestry | 353 |
| Sexual Orientation | 159 |
| Religion | 96 |
| Gender Identity | 34 |
| Disability | 12 |
| Gender | 4 |

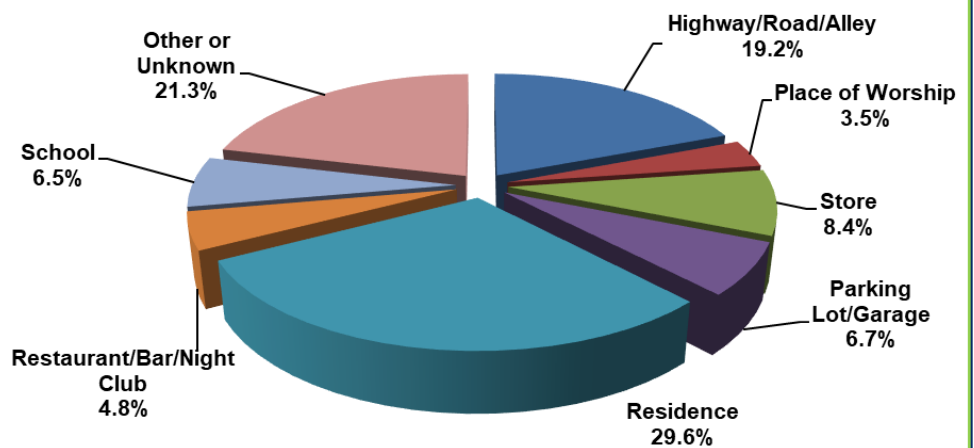
Two-Year Comparison

| | <u>2023</u> | <u>2024</u> | <u>Increase/Decrease</u> |
|------------------------|-------------|-------------|--------------------------|
| Incidents | 585 | 477 | -18.5% |
| Offenses | 746 | 593 | -20.5% |
| Known Offenders | 465 | 347 | -25.4% |
| Total Victims | 794 | 615 | -22.5% |

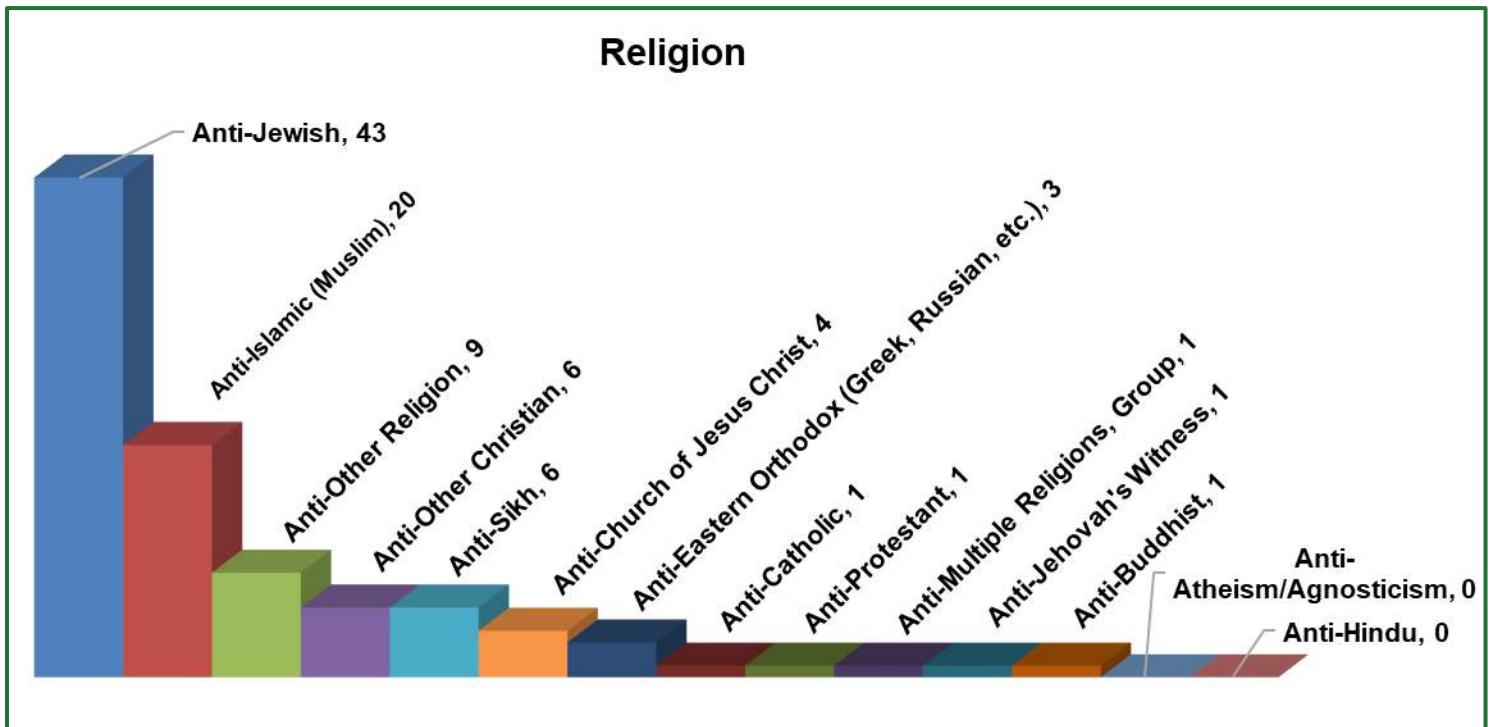
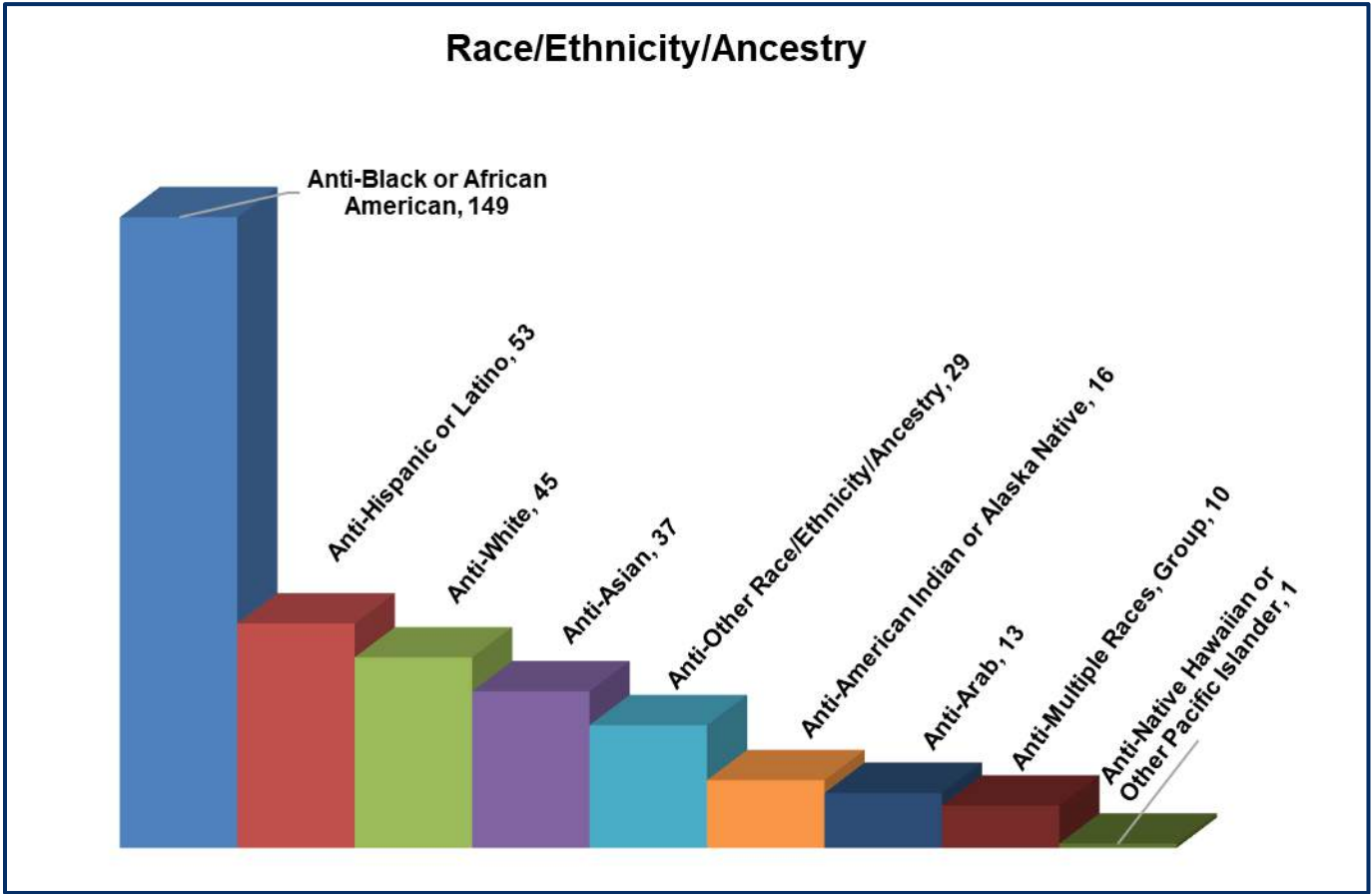
Individual Victims by Age



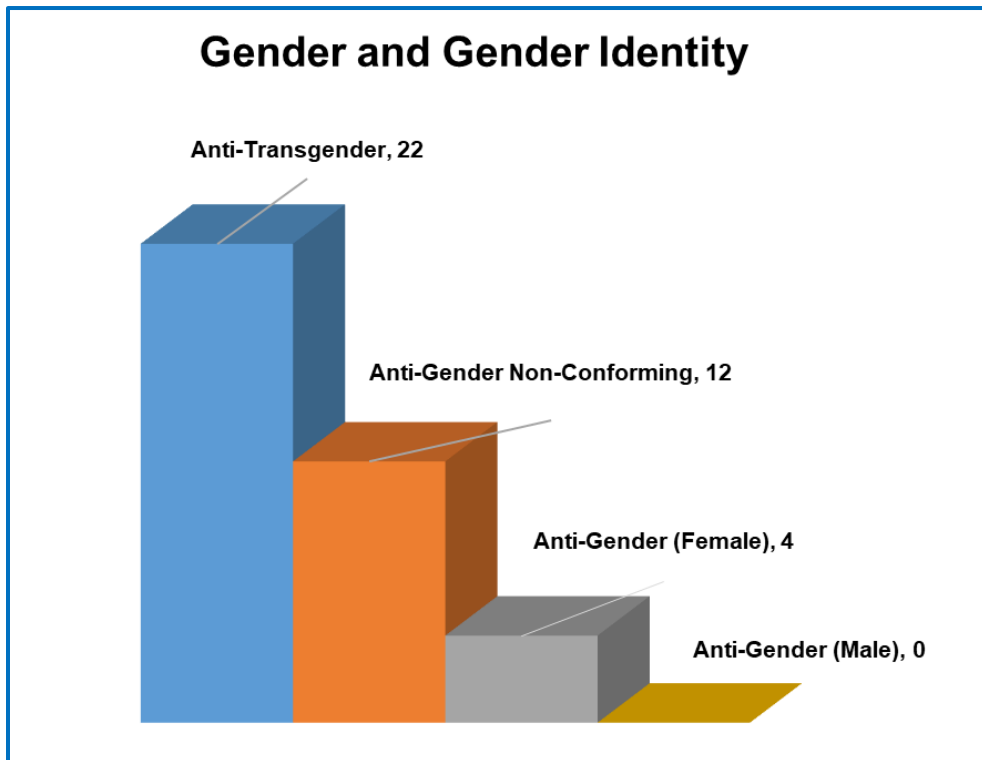
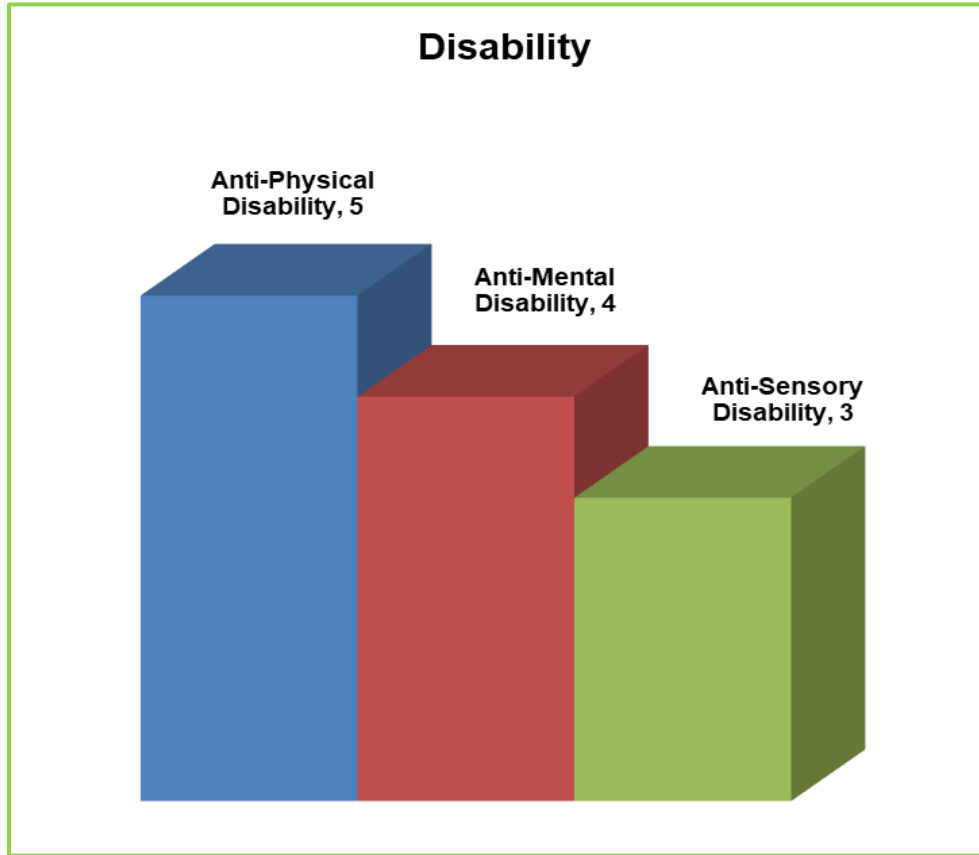
Location of Incident



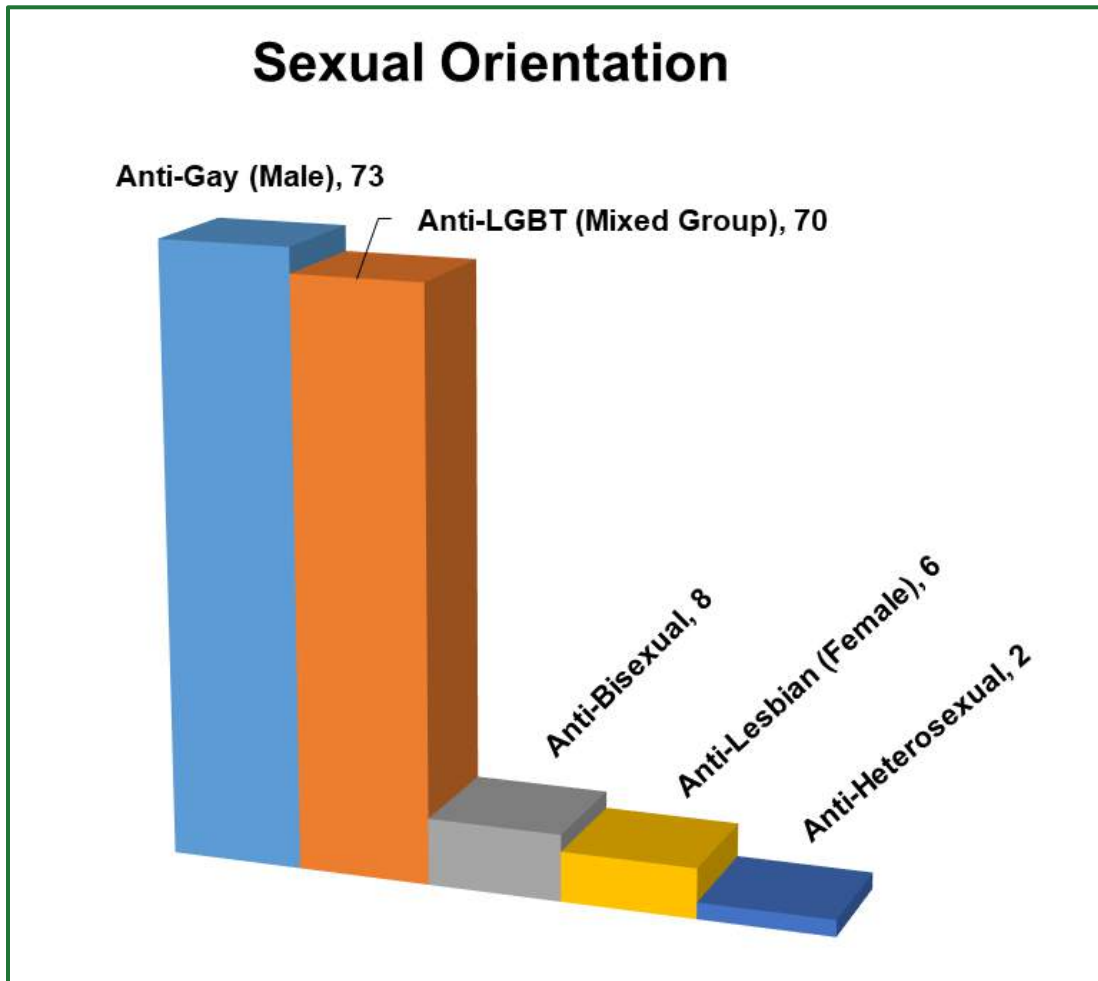
Bias Motivations



Bias Motivations



Bias Motivations



2024 Washington Hate Crime

Bias Motivations by Agency

(Up to five bias motivations can be entered per offense.)

| Agency | Type of Bias | Number Bias Reported |
|--------------------------|---|----------------------|
| Anacortes PD | Anti-Other Race/Ethnicity/Ancestry | 1 |
| Arlington PD | Anti-Mental Disability | 1 |
| Auburn PD | Anti-Black or African American | 1 |
| | Anti-Gay (Male) | 1 |
| | Anti-Gender Non-Conforming | 1 |
| | Anti-Other Christian | 1 |
| | Anti-Sikh | 1 |
| | Anti-White | 1 |
| Bellevue PD | Anti-Black or African American | 3 |
| | Anti-Hispanic or Latino | 1 |
| | Anti-Jewish | 3 |
| | Anti-Other Race/Ethnicity/Ancestry | 1 |
| | Anti-White | 3 |
| Bellingham PD | Anti-Black or African American | 3 |
| | Anti-Lesbian, Gay, Bisexual, or Transgender (Mixed Group) | 2 |
| | Anti-Other Race/Ethnicity/Ancestry | 1 |
| | Anti-White | 3 |
| Benton SO | Anti-Lesbian, Gay, Bisexual, or Transgender (Mixed Group) | 1 |
| Black Diamond PD | Anti-Lesbian, Gay, Bisexual, or Transgender (Mixed Group) | 2 |
| Bremerton PD | Anti-Gay (Male) | 1 |
| Burien PD | Anti-Black or African American | 1 |
| | Anti-Lesbian, Gay, Bisexual, or Transgender (Mixed Group) | 1 |
| Centralia PD | Anti-Black or African American | 1 |
| | Anti-Other Religion | 2 |
| Chehalis PD | Anti-Gay (Male) | 1 |
| | Anti-Lesbian, Gay, Bisexual, or Transgender (Mixed Group) | 1 |
| Chelan SO | Anti-Other Christian | 2 |
| Clallam SO | Anti-American Indian or Alaska Native | 1 |
| | Anti-Multiple Races, Group | 1 |
| Clark SO | Anti-Black or African American | 1 |
| | Anti-Gay (Male) | 1 |
| | Anti-Hispanic or Latino | 2 |
| Clyde Hill PD | Anti-Gay (Male) | 1 |
| Covington PD | Anti-Black or African American | 1 |
| Cowlitz SO | Anti-Hispanic or Latino | 1 |
| Eastern WA University PD | Anti-Jewish | 2 |
| | Anti-Lesbian, Gay, Bisexual, or Transgender (Mixed Group) | 1 |
| Edgewood PD | Anti-Black or African American | 1 |
| Edmonds PD | Anti-Black or African American | 5 |
| | Anti-Lesbian, Gay, Bisexual, or Transgender (Mixed Group) | 2 |

2024 Washington Hate Crime

Bias Motivations by Agency

(Up to five bias motivations can be entered per offense.)

| Agency | Type of Bias | Number Bias Reported |
|--------------------|---|----------------------|
| Edmonds PD (cont.) | Anti-White | 1 |
| Elma PD | Anti-Black or African American | 1 |
| Everett PD | Anti-Black or African American | 3 |
| | Anti-Hispanic or Latino | 1 |
| | Anti-Other Christian | 1 |
| Federal Way PD | Anti-American Indian or Alaska Native | 2 |
| | Anti-Black or African American | 2 |
| | Anti-Heterosexual | 1 |
| | Anti-Jewish | 2 |
| | Anti-Lesbian, Gay, Bisexual, or Transgender (Mixed Group) | 3 |
| | Anti-Transgender | 2 |
| Ferndale PD | Anti-Black or African American | 1 |
| Gig Harbor PD | Anti-Lesbian, Gay, Bisexual, or Transgender (Mixed Group) | 1 |
| Grant SO | Anti-Buddhist | 1 |
| | Anti-Gay (Male) | 2 |
| | Anti-Gender Non-Conforming | 1 |
| | Anti-Sikh | 1 |
| Hoquiam PD | Anti-Gay (Male) | 1 |
| Island SO | Anti-Lesbian, Gay, Bisexual, or Transgender (Mixed Group) | 1 |
| | Anti-White | 1 |
| Issaquah PD | Anti-Black or African American | 3 |
| | Anti-Gay (Male) | 1 |
| | Anti-Jewish | 4 |
| | Anti-Multiple Races, Group | 1 |
| | Anti-Multiple Religions, Group | 1 |
| | Anti-Other Race/Ethnicity/Ancestry | 1 |
| Kennewick PD | Anti-White | 1 |
| Kent PD | Anti-American Indian or Alaska Native | 2 |
| | Anti-Arab | 2 |
| | Anti-Black or African American | 9 |
| | Anti-Catholic | 1 |
| | Anti-Hispanic or Latino | 2 |
| | Anti-Islamic (Muslim) | 2 |
| | Anti-Lesbian, Gay, Bisexual, or Transgender (Mixed Group) | 2 |
| | Anti-White | 1 |
| King SO | Anti-Asian | 4 |
| | Anti-Black or African American | 2 |
| | Anti-Gay (Male) | 5 |
| | Anti-Islamic (Muslim) | 3 |
| | Anti-Jewish | 3 |

2024 Washington Hate Crime

Bias Motivations by Agency

(Up to five bias motivations can be entered per offense.)

| Agency | Type of Bias | Number Bias Reported |
|------------------|---|----------------------|
| King SO (cont.) | Anti-Lesbian (Female) | 1 |
| | Anti-Lesbian, Gay, Bisexual, or Transgender (Mixed Group) | 2 |
| | Anti-Multiple Races, Group | 1 |
| | Anti-Other Race/Ethnicity/Ancestry | 2 |
| | Anti-Transgender | 3 |
| | Anti-White | 1 |
| Kirkland PD | Anti-Church of Jesus Christ | 1 |
| | Anti-Jewish | 1 |
| Kitsap SO | Anti-Bisexual | 3 |
| | Anti-Black or African American | 3 |
| | Anti-Gay (Male) | 1 |
| | Anti-Hispanic or Latino | 3 |
| | Anti-Lesbian, Gay, Bisexual, or Transgender (Mixed Group) | 2 |
| | Anti-Other Race/Ethnicity/Ancestry | 4 |
| | Anti-White | 1 |
| Lakewood PD | Anti-American Indian or Alaska Native | 1 |
| Lincoln SO | Anti-Sensory Disability | 2 |
| Longview PD | Anti-Asian | 1 |
| | Anti-Black or African American | 1 |
| | Anti-Hispanic or Latino | 1 |
| | Anti-Lesbian, Gay, Bisexual, or Transgender (Mixed Group) | 1 |
| | Anti-Sikh | 1 |
| Lynden PD | Anti-Gay (Male) | 1 |
| | Anti-Hispanic or Latino | 2 |
| Lynnwood PD | Anti-Asian | 1 |
| | Anti-Black or African American | 1 |
| | Anti-Multiple Races, Group | 1 |
| Maple Valley PD | Anti-Black or African American | 1 |
| | Anti-Lesbian, Gay, Bisexual, or Transgender (Mixed Group) | 3 |
| Marysville PD | Anti-Asian | 1 |
| | Anti-Black or African American | 4 |
| | Anti-Hispanic or Latino | 1 |
| | Anti-Lesbian (Female) | 2 |
| | Anti-White | 1 |
| Mason SO | Anti-Hispanic or Latino | 2 |
| Mercer Island PD | Anti-Jewish | 1 |
| Mill Creek PD | Anti-Black or African American | 2 |
| Moses Lake PD | Anti-Gender Non-Conforming | 1 |
| | Anti-Multiple Races, Group | 2 |
| | Anti-Physical Disability | 1 |

2024 Washington Hate Crime

Bias Motivations by Agency

(Up to five bias motivations can be entered per offense.)

| Agency | Type of Bias | Number Bias Reported |
|----------------------|---|----------------------|
| Mountlake Terrace PD | Anti-Gay (Male) | 1 |
| Newcastle PD | Anti-Jewish | 1 |
| Newport PD | Anti-Black or African American | 1 |
| Okanogan SO | Anti-Jewish | 1 |
| Pacific PD | Anti-Heterosexual | 1 |
| Pasco PD | Anti-White | 3 |
| Pierce SO | Anti-American Indian or Alaska Native | 1 |
| | Anti-Black or African American | 1 |
| | Anti-Gay (Male) | 1 |
| | Anti-Lesbian (Female) | 1 |
| Port Angeles PD | Anti-American Indian or Alaska Native | 1 |
| | Anti-Transgender | 1 |
| Port of Seattle PD | Anti-Other Religion | 2 |
| Port Orchard PD | Anti-Black or African American | 4 |
| | Anti-Jewish | 1 |
| | Anti-Transgender | 1 |
| Port Townsend PD | Anti-Black or African American | 2 |
| | Anti-Hispanic or Latino | 2 |
| | Anti-Lesbian, Gay, Bisexual, or Transgender (Mixed Group) | 2 |
| Poulsbo PD | Anti-Lesbian, Gay, Bisexual, or Transgender (Mixed Group) | 1 |
| Puyallup PD | Anti-Hispanic or Latino | 2 |
| Quincy PD | Anti-Gender Non-Conforming | 1 |
| Redmond PD | Anti-Lesbian, Gay, Bisexual, or Transgender (Mixed Group) | 1 |
| Renton PD | Anti-Asian | 1 |
| | Anti-Black or African American | 1 |
| | Anti-Islamic (Muslim) | 1 |
| | Anti-Multiple Races, Group | 1 |
| | Anti-Other Race/Ethnicity/Ancestry | 1 |
| | Anti-Protestant | 1 |
| | Anti-White | 2 |
| Richland PD | Anti-Asian | 2 |
| | Anti-Black or African American | 1 |
| | Anti-Jewish | 1 |
| | Anti-White | 1 |
| Ridgefield PD | Anti-Black or African American | 1 |
| Royal City PD | Anti-Lesbian (Female) | 1 |
| Sammamish PD | Anti-Black or African American | 1 |
| | Anti-Other Race/Ethnicity/Ancestry | 1 |
| Seattle PD | Anti-American Indian or Alaska Native | 3 |
| | Anti-Arab | 2 |

2024 Washington Hate Crime

Bias Motivations by Agency

(Up to five bias motivations can be entered per offense.)

| Agency | Type of Bias | Number Bias Reported |
|--------------------|---|----------------------|
| Seattle PD (cont.) | Anti-Asian | 21 |
| | Anti-Bisexual | 1 |
| | Anti-Black or African American | 29 |
| | Anti-Church of Jesus Christ | 2 |
| | Anti-Female | 3 |
| | Anti-Gay (Male) | 29 |
| | Anti-Gender Non-Conforming | 2 |
| | Anti-Hispanic or Latino | 9 |
| | Anti-Islamic (Muslim) | 1 |
| | Anti-Jehovah's Witness | 1 |
| | Anti-Jewish | 9 |
| | Anti-Lesbian (Female) | 1 |
| | Anti-Lesbian, Gay, Bisexual, or Transgender (Mixed Group) | 10 |
| | Anti-Other Christian | 2 |
| | Anti-Other Race/Ethnicity/Ancestry | 6 |
| | Anti-Sensory Disability | 1 |
| | Anti-Transgender | 10 |
| Anti-White | 15 | |
| Shoreline PD | Anti-Asian | 1 |
| | Anti-Black or African American | 1 |
| | Anti-Gay (Male) | 1 |
| | Anti-Gender Non-Conforming | 1 |
| | Anti-Transgender | 1 |
| Snohomish SO | Anti-Black or African American | 3 |
| | Anti-Gay (Male) | 1 |
| Soap Lake PD | Anti-White | 3 |
| Spokane PD | Anti-Arab | 5 |
| | Anti-Black or African American | 2 |
| | Anti-Jewish | 3 |
| | Anti-Lesbian, Gay, Bisexual, or Transgender (Mixed Group) | 7 |
| Spokane SO | Anti-Lesbian, Gay, Bisexual, or Transgender (Mixed Group) | 4 |
| | Anti-White | 1 |
| Spokane Valley PD | Anti-Black or African American | 4 |
| | Anti-Islamic (Muslim) | 1 |
| | Anti-Lesbian, Gay, Bisexual, or Transgender (Mixed Group) | 3 |
| | Anti-Sikh | 1 |
| | Anti-Transgender | 1 |
| Stevens SO | Anti-Asian | 1 |
| Sunnyside PD | Anti-Gender Non-Conforming | 1 |
| | Anti-Lesbian, Gay, Bisexual, or Transgender (Mixed Group) | 1 |

2024 Washington Hate Crime

Bias Motivations by Agency

(Up to five bias motivations can be entered per offense.)

| Agency | Type of Bias | Number Bias Reported |
|----------------------|---|----------------------|
| Sunnyside PD (cont.) | Anti-Sikh | 1 |
| Tacoma PD | Anti-American Indian or Alaska Native | 3 |
| | Anti-Asian | 1 |
| | Anti-Black or African American | 5 |
| | Anti-Eastern Orthodox (Greek, Russian, etc.) | 2 |
| | Anti-Gay (Male) | 2 |
| | Anti-Islamic (Muslim) | 6 |
| | Anti-Jewish | 1 |
| | Anti-Lesbian, Gay, Bisexual, or Transgender (Mixed Group) | 2 |
| | Anti-Other Religion | 1 |
| Tukwila PD | Anti-Bisexual | 3 |
| | Anti-Black or African American | 1 |
| | Anti-Gay (Male) | 2 |
| | Anti-Gender Non-Conforming | 1 |
| | Anti-Islamic (Muslim) | 2 |
| | Anti-Jewish | 1 |
| | Anti-Lesbian, Gay, Bisexual, or Transgender (Mixed Group) | 1 |
| | Anti-Sikh | 1 |
| | Anti-White | 2 |
| Tulalip Tribal PD | Anti-Black or African American | 1 |
| | Anti-Physical Disability | 1 |
| Tumwater PD | Anti-Bisexual | 1 |
| University of WA PD | Anti-Asian | 1 |
| | Anti-Black or African American | 1 |
| | Anti-Jewish | 4 |
| | Anti-Lesbian, Gay, Bisexual, or Transgender (Mixed Group) | 2 |
| | Anti-Multiple Races, Group | 1 |
| | Anti-Other Race/Ethnicity/Ancestry | 1 |
| | Anti-White | 1 |
| Vancouver PD | Anti-Arab | 4 |
| | Anti-Asian | 2 |
| | Anti-Black or African American | 34 |
| | Anti-Church of Jesus Christ | 1 |
| | Anti-Gay (Male) | 14 |
| | Anti-Gender Non-Conforming | 3 |
| | Anti-Hispanic or Latino | 19 |
| | Anti-Islamic (Muslim) | 4 |
| | Anti-Jewish | 5 |
| | Anti-Lesbian, Gay, Bisexual, or Transgender (Mixed Group) | 11 |
| | Anti-Mental Disability | 3 |

2024 Washington Hate Crime

Bias Motivations by Agency

(Up to five bias motivations can be entered per offense.)

| Agency | Type of Bias | Number Bias Reported |
|--------------------------|--|----------------------|
| Vancouver PD (cont.) | Anti-Multiple Races, Group | 2 |
| | Anti-Native Hawaiian or Other Pacific Islander | 1 |
| | Anti-Other Race/Ethnicity/Ancestry | 7 |
| | Anti-Physical Disability | 3 |
| | Anti-Transgender | 3 |
| | Anti-White | 2 |
| WA State Parks & Rec. | Anti-Black or African American | 3 |
| | Anti-Gay (Male) | 2 |
| | Anti-Hispanic or Latino | 1 |
| WA State University PD | Anti-Female | 1 |
| Wenatchee PD | Anti-Black or African American | 1 |
| | Anti-Hispanic or Latino | 2 |
| West Richland PD | Anti-Other Religion | 4 |
| Western WA University PD | Anti-Black or African American | 2 |
| | Anti-White | 1 |
| Whatcom SO | Anti-American Indian or Alaska Native | 2 |
| | Anti-Gay (Male) | 1 |
| | Anti-Other Race/Ethnicity/Ancestry | 1 |
| Yakima PD | Anti-Gay (Male) | 2 |
| | Anti-Other Race/Ethnicity/Ancestry | 2 |
| Yakima SO | Anti-Eastern Orthodox (Greek, Russian, etc.) | 1 |
| | Anti-Gay (Male) | 1 |
| | Anti-Hispanic or Latino | 2 |

Law Enforcement Officers Killed or Assaulted

Information in this section is derived from the National Incident-Based Reporting System (NIBRS) submissions by Washington State law enforcement agencies, unless otherwise notated.

2024 Washington Law Enforcement Officers Assaulted

Officers Assaulted in 2024

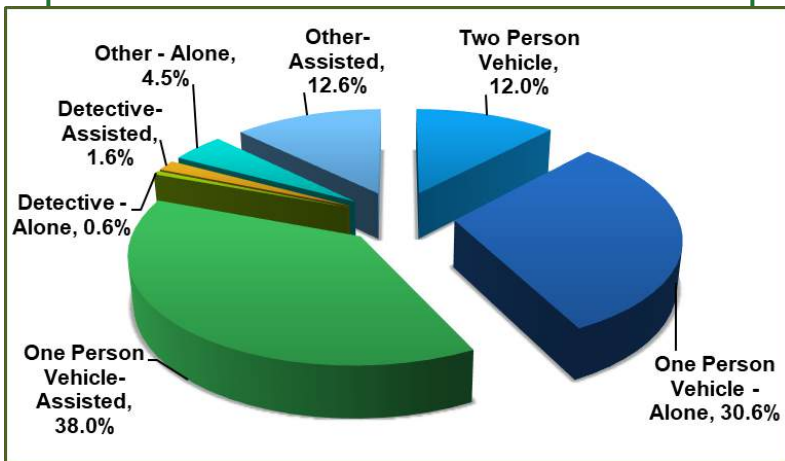
Data collection on officers assaulted includes Aggravated Assaults (which result in serious injury or in which a weapon was used), Simple Assault, and Intimidation.

Officers Assaulted

Assaults Reported **2,285**
Change from 2023 **-1.8%**

During the year of 2024, **1** Washington law enforcement officer was killed in the line of duty.

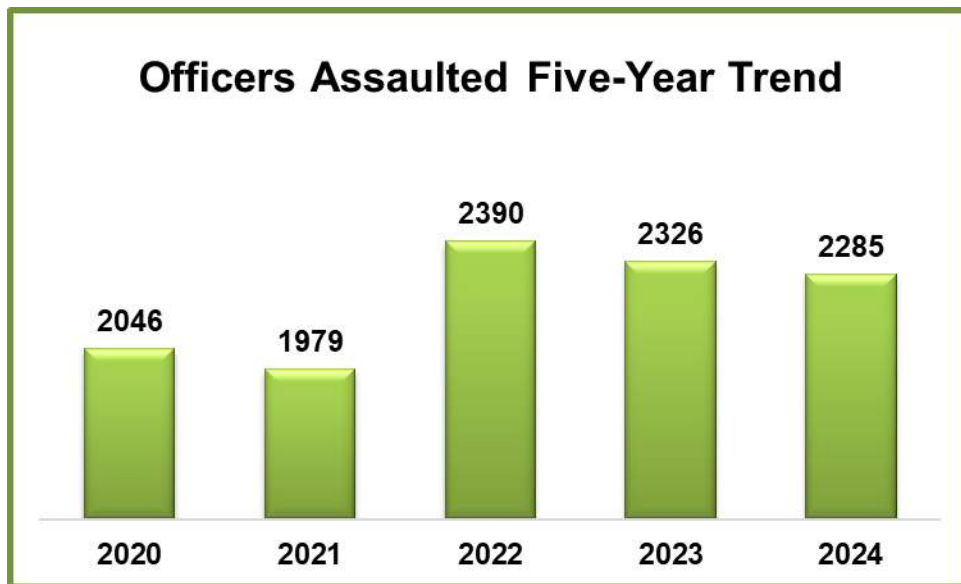
Types of Officer Assignment During Assaults



Percentage of Assaults on Officers by Time of Day

| Time of Day | Distribution |
|-------------|--------------|
| 12am – 4am | 14.7% |
| 4am – 8am | 8.4% |
| 8am – 12pm | 16.7% |
| 12pm – 4pm | 17.7% |
| 4pm – 8pm | 18.7% |
| 8pm – 12am | 23.7% |

Officers Assaulted Five-Year Trend

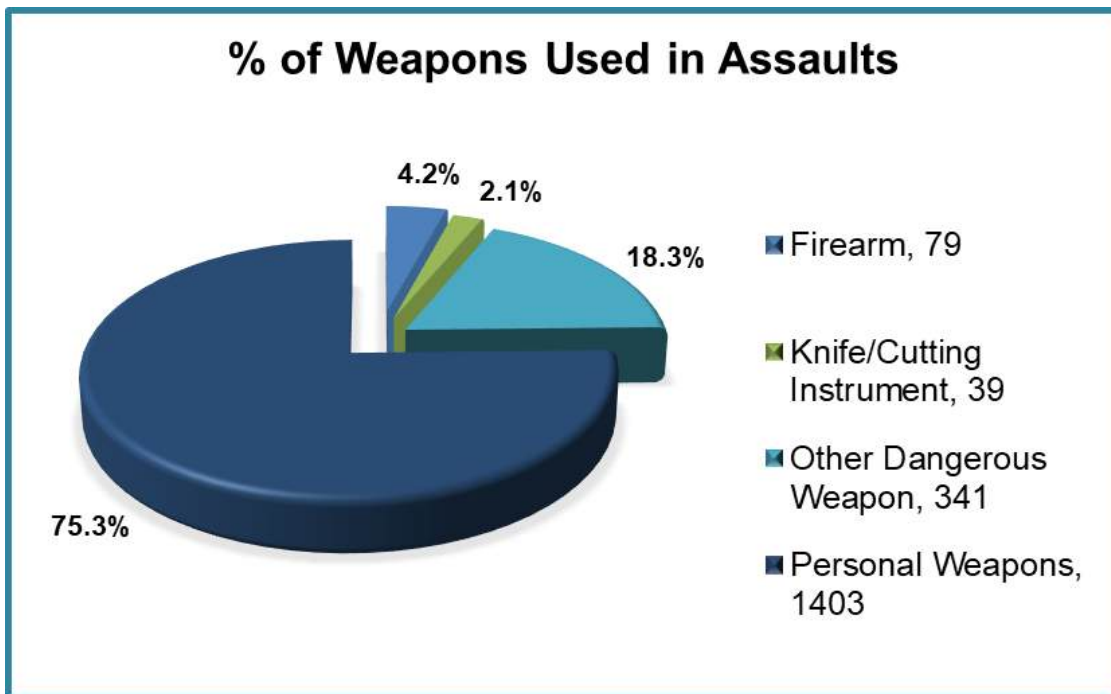


2024 Washington Law Enforcement Officers Assaulted

Officer Assaults by Type of Activity and Weapon Used

| Type of Activity | Type of Weapon | | | | Total Assaults with Weapon Used | With Injury | Without Injury | Assaults Cleared |
|-------------------------------------|----------------|-----------------------------|------------------------|------------------|---------------------------------|-------------|----------------|------------------|
| | Firearm | Knife or Cutting Instrument | Other Dangerous Weapon | Personal Weapons | | | | |
| All Other | 18 | 4 | 60 | 168 | 250 | 82 | 249 | 288 |
| Ambush | 1 | 0 | 4 | 10 | 15 | 10 | 6 | 11 |
| Attempting Other Arrests | 11 | 14 | 88 | 364 | 477 | 181 | 338 | 483 |
| Burglary in Progress | 0 | 1 | 7 | 30 | 38 | 23 | 21 | 40 |
| Civil Disorder | 0 | 0 | 4 | 5 | 9 | 3 | 7 | 6 |
| Handling Person with Mental Illness | 2 | 2 | 23 | 69 | 96 | 38 | 55 | 78 |
| Handling Prisoners | 1 | 2 | 20 | 200 | 223 | 104 | 129 | 209 |
| Suspicious Circumstances | 6 | 0 | 42 | 103 | 151 | 63 | 111 | 169 |
| Responding to Disturbance | 21 | 16 | 38 | 381 | 456 | 181 | 311 | 476 |
| Robbery in Progress | 2 | 0 | 11 | 39 | 52 | 17 | 36 | 52 |
| Traffic Pursuit/Stop | 17 | 0 | 44 | 34 | 95 | 30 | 94 | 105 |
| Total | 79 | 39 | 341 | 1,403 | 1,862 | 732 | 1,357 | 1,917 |

Personal Weapons are defined as "Hands, Fists, Feet, etc."
 Up to three weapon types can be entered per offense.
 The weapon type of "None" is not included.



Individual Agency National Incident-Based Reporting System (NIBRS)

The following section provides individual law enforcement agencies' offense counts for Crimes Against Persons, Crimes Against Property, and Crimes Against Society.

Populations are based on the Washington State Office of Financial Management 2024 Population Estimates, except for university, port, tribal, or state law enforcement agencies and non-reporting agencies which show zero populations.

The population data reflect permanent residents only. It does not include transient and visitor populations or residents of the military bases and state or federal hospitals.

Individuals using these tabulations are cautioned against drawing conclusions by making direct comparisons between cities and/or counties due to the existence of numerous factors which affect the amount and type of crime from place to place. It is important to remember that crime is a social problem and, therefore, a concern of the entire community. The efforts of law enforcement are limited to factors within its control.

NIBRS Individual Agency Page Table Legend

| | | | | | | |
|---|-------------------------|----------|---------------|--------|------------------------|------------|
| 1 | Agency Name | 2 | Agency County | 3 | Population: | 16,860 |
| | | | | 4 | Months Reported: | 12 |
| 5 | Offense Overview | | | 6 | Arrest Overview | |
| | Offense Total | 1948 | | | Arrest Total | 866 |
| | # of Cleared Offer | 1037 | | | Adult Arrest Total | 783 |
| | Percent Cleared | 53.2% | 8 | 9 | Juvenile Arrest Total | 83 |
| 7 | Group A Offenses | 8 | 9 | 10 | | |
| | | Reported | Reported | % of | Crime Rate | Total |
| | | 2012 | 2013 | Change | per 1,000 | Arrests |
| | | | | | | DV Offense |
| | | | | | | Totals |
| | | | | | 11 | 12 |
| | | | | | | 13 |

Comparison of Two-Years of NIBRS Data Submissions
Note: If no NIBRS data was submitted in the prior year, the column will display all zeroes.

- | | |
|---|--|
| <ol style="list-style-type: none"> 1. Contributing agency's name. 2. The county in which contributing agency is located. 3. The estimated population based on the state Office of Financial Management (OFM) annual November forecast. 4. How many months NIBRS data was reported in the current year. 5. An overview of total offenses and clearances* in a current year. 6. An overview of total arrests with sub-totals for adult and juvenile arrests. 7. The list of reportable Group A offenses. | <ol style="list-style-type: none"> 8. The total number of each offense reported in the previous year. 9. The total number of each offense reported in the current year. 10. Percentage of change between current and previous years' offenses. <i>Note: If last year's total value is zero, then the calculation cannot be done because a number can never be divided by zero. Further, if less than a full year's data is provided in the previous year, there will be no percent of change shown.</i> 11. Crime rate per 1,000 population for each offense category. 12. Total arrests for the current year; includes adult and juveniles arrested. 13. Total offenses classified with Domestic Violence involvement for the current year. |
|---|--|

**Note: A clearance can be by "arrest" or "exceptional means" and could possibly be for an offense in a prior year. The number does not reflect the number of persons arrested in an offense. A clearance does not include a case for which a law enforcement agency could not proceed with an investigation due to an uncooperative or unavailable witness or victim.*

Understanding the Data Displays

Charts and Graphs Legend

Group B Arrest-Only Table – The offenses are from arrests only. Adults are 18 years and over; juveniles are 17 years and under; both male and female are included in these numbers.

Domestic Violence Injuries – This chart/graph represents the types of injuries that occurred in Domestic Violence offenses.

Number of Crimes with Weapons Involved – This chart/graph represents the numbers of offenses involving weapons. Some weapons are grouped together; following is the breakdown of groupings:

- ***Firearms*** – Handguns, Rifle, Shotgun, Other Firearm (type not stated), etc.
- ***Knife/Cutting Instruments*** – A Cutting Instrument could be a broken bottle.
- ***Blunt Objects*** – Baseball bat, club, brick, tire iron, etc.
- ***Personal Weapons*** – Hands, fists, feet, teeth, etc.
- ***Other*** – BB or pellet gun, taser, pepper spray, etc.
- ***None/Unknown***

Drug Offenses by Type – This chart/graph represents the percentage of drug crimes by type. Drug types have been grouped together in the following:

- ***Depressants*** – Includes but not limited to: Valium, Xanax, Librium, and Barbiturates.
- ***Hallucinogens*** – Includes but not limited to: LSD, PCP, Ecstasy, Mescaline, and Psilocybin.
- ***Opiates*** – Includes but not limited to: Morphine, Codeine, Opium, and OxyContin.
- ***Stimulants*** – Includes but not limited to: Cocaine, Amphetamines, and Methamphetamines.
- ***Marijuana*** and its derivatives.
- ***Heroin***

Relationship of Victim to Offender – This represents the relationships within Crimes Against Persons and Property offenses. Relationships have been grouped together in the following:

- ***Within Family*** – Spouse, Parent, Sibling, Child, Grandparent, Grandchild, In-Law, Stepparent, Stepchild, Stepsibling, and Other Family member.
- ***Outside Family*** – Acquaintance, Friend, Neighbor, Babysittee (the baby), Boyfriend/Girlfriend, Child of Boyfriend/Girlfriend, Homosexual Relationship, Ex-Spouse, Employee, Employer, and Otherwise Known.
- ***Not Known*** – Relationship Unknown and Stranger.
- ***Other*** – Victim was Offender. The person must be both a victim and an offender within an incident, as in a Mutual Combatant situation.

Property Values – These values describe property loss, recovered, seized, etc. They are reported in all Crimes Against Property, Crimes Against Society, and Kidnapping offenses.

2024 Washington NIBRS Submission Agencies

Adams SO

Adams County

Population: 10,540
Months Reported: 6

Offense Overview

Offense Total 250
of Cleared Offense 85
Percent Cleared 34.0%

Group A Arrest Overview

Arrest Total 79
Adult Arrest Total 72
Juvenile Arrest Total 7

| Group A Offenses | Reported 2023 | Reported 2024 | % of Change* | Crime Rate per 1,000 | Total Arrests | DV Offense Totals |
|----------------------------------|---------------|---------------|--------------|----------------------|---------------|-------------------|
| Murder | 0 | 0 | | 0.0 | 0 | 0 |
| Manslaughter | 0 | 0 | | 0.0 | 0 | 0 |
| Rape | 9 | 7 | | 0.7 | 2 | 2 |
| Sodomy | 1 | 1 | | 0.1 | 0 | 1 |
| Sexual Assault w/Object | 0 | 0 | | 0.0 | 0 | 0 |
| Fondling | 6 | 0 | | 0.0 | 0 | 0 |
| Aggravated Assault | 18 | 21 | | 2.0 | 7 | 7 |
| Simple Assault | 104 | 45 | | 4.3 | 30 | 30 |
| Intimidation | 24 | 12 | | 1.1 | 4 | 8 |
| Kidnapping | 0 | 1 | | 0.1 | 2 | 1 |
| Incest | 1 | 1 | | 0.1 | 0 | 1 |
| Statutory Rape | 1 | 0 | | 0.0 | 0 | 0 |
| Human Trafficking Offenses | 0 | 0 | | 0.0 | 0 | 0 |
| Violation of No Contact/Protect. | 22 | 12 | | 1.1 | 6 | 10 |
| Robbery | 3 | 0 | | 0.0 | 0 | 0 |
| Burglary | 60 | 32 | | 3.0 | 9 | 0 |
| Larceny-Theft Offenses | 119 | 34 | | 3.2 | 4 | 0 |
| Motor Vehicle Theft | 20 | 16 | | 1.5 | 9 | 1 |
| Arson | 5 | 1 | | 0.1 | 2 | 0 |
| Destruction of Property | 58 | 33 | | 3.1 | 3 | 4 |
| Counterfeiting/Forgery | 2 | 1 | | 0.1 | 0 | 0 |
| Fraud Offenses | 41 | 18 | | 1.7 | 0 | 0 |
| Embezzlement | 1 | 0 | | 0.0 | 0 | 0 |
| Extortion/Blackmail | 0 | 0 | | 0.0 | 0 | 0 |
| Bribery | 0 | 0 | | 0.0 | 0 | 0 |
| Stolen Property Offenses | 12 | 4 | | 0.4 | 0 | 0 |
| Animal Cruelty | 0 | 0 | | 0.0 | 0 | 0 |
| Drug/Narcotic Violations | 4 | 2 | | 0.2 | 1 | 0 |
| Drug Equipment Violations | 0 | 0 | | 0.0 | 0 | 0 |
| Gambling Offenses | 0 | 0 | | 0.0 | 0 | 0 |
| Pornography | 5 | 1 | | 0.1 | 0 | 0 |
| Prostitution Offenses | 0 | 0 | | 0.0 | 0 | 0 |
| Weapon Law Violations | 10 | 8 | | 0.8 | 0 | 0 |
| Grand Total | 526 | 250 | | 23.7 | 79 | 65 |

* Please see #10 in the NIBRS Individual Agency Page Table Legend.

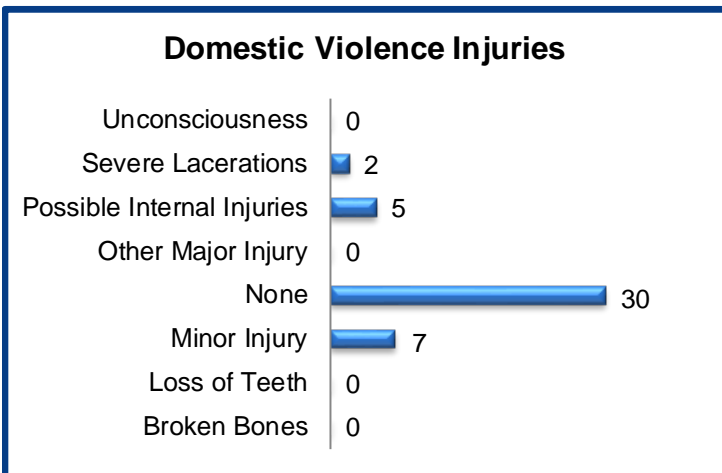
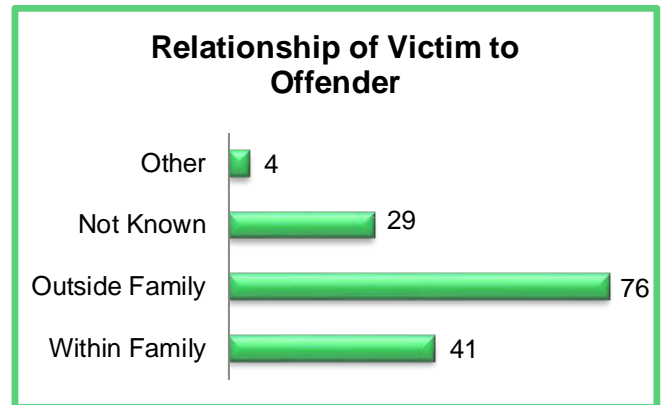
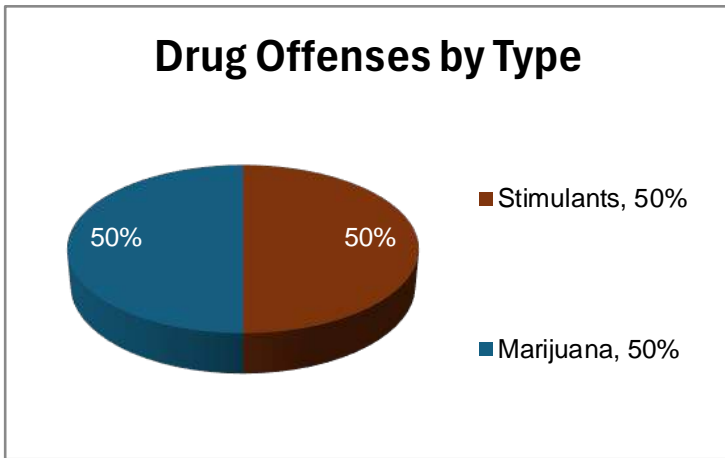
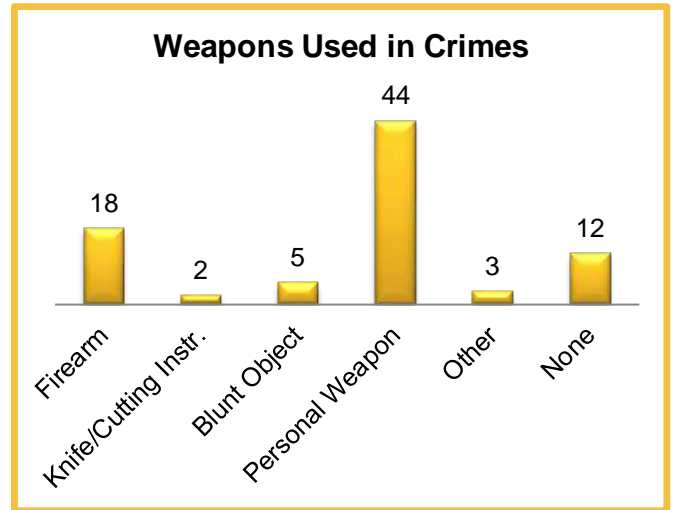
2024 Washington NIBRS Submission Agencies

Adams SO

Continued

2024 Group B Arrests

| Offense | Adult | Juvenile |
|-----------------------|-----------|----------|
| Bad Checks | 0 | 0 |
| Curfew/Vagrancy | 0 | 0 |
| Disorderly Conduct | 0 | 0 |
| Drunkenness | 0 | 0 |
| DUI | 23 | 0 |
| Family Offenses | 0 | 0 |
| Liquor Law Violations | 1 | 0 |
| Peeping Tom | 0 | 0 |
| Trespass | 1 | 0 |
| All Other Offenses | 1 | 0 |
| Total | 26 | 0 |



2024 Property Values by Type

| Type | Value |
|----------------------|-----------|
| Seized | \$0 |
| Burned | \$100,800 |
| Counterfeited/Forged | \$0 |
| Destroyed/Damaged | \$16,344 |
| Recovered | \$201,306 |
| Stolen | \$320,212 |

2024 Washington NIBRS Submission Agencies

Othello PD

Adams County

Population: 9,145
Months Reported: 12

Offense Overview

Offense Total 661
of Cleared Offense 306
Percent Cleared 46.3%

Group A Arrest Overview

Arrest Total 296
Adult Arrest Total 212
Juvenile Arrest Total 84

| Group A Offenses | Reported 2023 | Reported 2024 | % of Change | Crime Rate per 1,000 | Total Arrests | DV Offense Totals |
|----------------------------------|---------------|---------------|-------------|----------------------|---------------|-------------------|
| Murder | 0 | 0 | | 0.0 | 0 | 0 |
| Manslaughter | 0 | 0 | | 0.0 | 0 | 0 |
| Rape | 7 | 11 | 57.1% | 1.2 | 4 | 3 |
| Sodomy | 0 | 0 | | 0.0 | 0 | 0 |
| Sexual Assault w/Object | 0 | 0 | | 0.0 | 0 | 0 |
| Fondling | 5 | 2 | -60.0% | 0.2 | 1 | 0 |
| Aggravated Assault | 14 | 19 | 35.7% | 2.1 | 10 | 7 |
| Simple Assault | 103 | 122 | 18.4% | 13.3 | 105 | 77 |
| Intimidation | 11 | 19 | 72.7% | 2.1 | 4 | 4 |
| Kidnapping | 0 | 1 | | 0.1 | 5 | 1 |
| Incest | 0 | 0 | | 0.0 | 0 | 0 |
| Statutory Rape | 0 | 0 | | 0.0 | 0 | 0 |
| Human Trafficking Offenses | 0 | 0 | | 0.0 | 0 | 0 |
| Violation of No Contact/Protect. | 33 | 35 | 6.1% | 3.8 | 9 | 21 |
| Robbery | 1 | 3 | 200.0% | 0.3 | 7 | 1 |
| Burglary | 28 | 33 | 17.9% | 3.6 | 12 | 0 |
| Larceny-Theft Offenses | 182 | 146 | -19.8% | 16.0 | 67 | 1 |
| Motor Vehicle Theft | 27 | 22 | -18.5% | 2.4 | 7 | 1 |
| Arson | 0 | 1 | | 0.1 | 0 | 1 |
| Destruction of Property | 165 | 175 | 6.1% | 19.1 | 16 | 9 |
| Counterfeiting/Forgery | 2 | 5 | 150.0% | 0.5 | 2 | 0 |
| Fraud Offenses | 19 | 13 | -31.6% | 1.4 | 0 | 0 |
| Embezzlement | 0 | 0 | | 0.0 | 0 | 0 |
| Extortion/Blackmail | 0 | 0 | | 0.0 | 0 | 0 |
| Bribery | 0 | 0 | | 0.0 | 0 | 0 |
| Stolen Property Offenses | 1 | 0 | -100.0% | 0.0 | 0 | 0 |
| Animal Cruelty | 0 | 0 | | 0.0 | 0 | 0 |
| Drug/Narcotic Violations | 14 | 23 | 64.3% | 2.5 | 21 | 0 |
| Drug Equipment Violations | 0 | 0 | | 0.0 | 0 | 0 |
| Gambling Offenses | 0 | 0 | | 0.0 | 0 | 0 |
| Pornography | 2 | 1 | -50.0% | 0.1 | 1 | 0 |
| Prostitution Offenses | 13 | 22 | 69.2% | 2.4 | 21 | 0 |
| Weapon Law Violations | 8 | 8 | 0.0% | 0.9 | 4 | 0 |
| Grand Total | 635 | 661 | 4.1% | 72.3 | 296 | 126 |

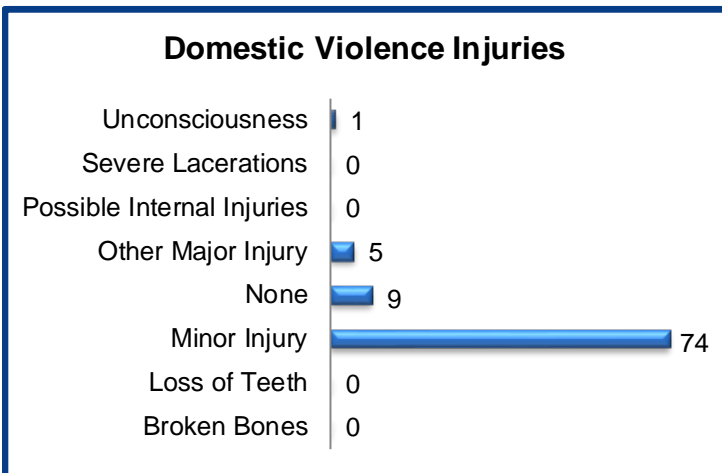
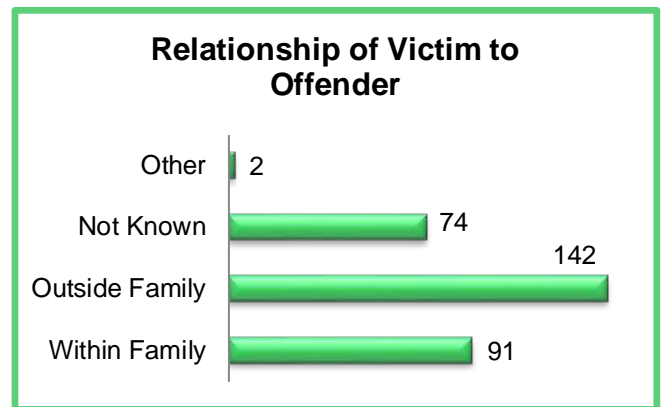
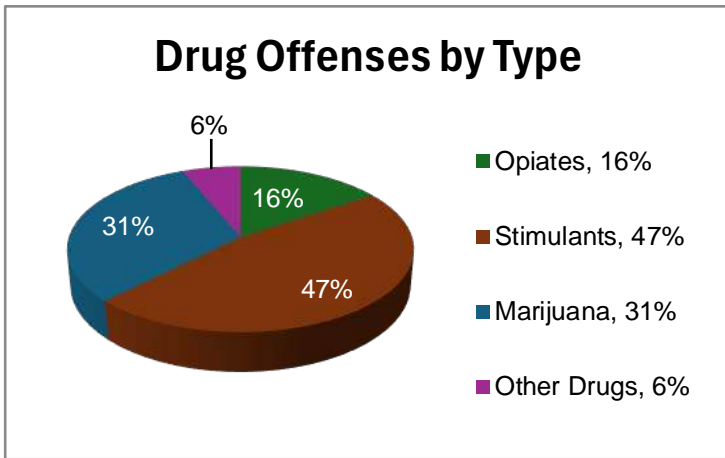
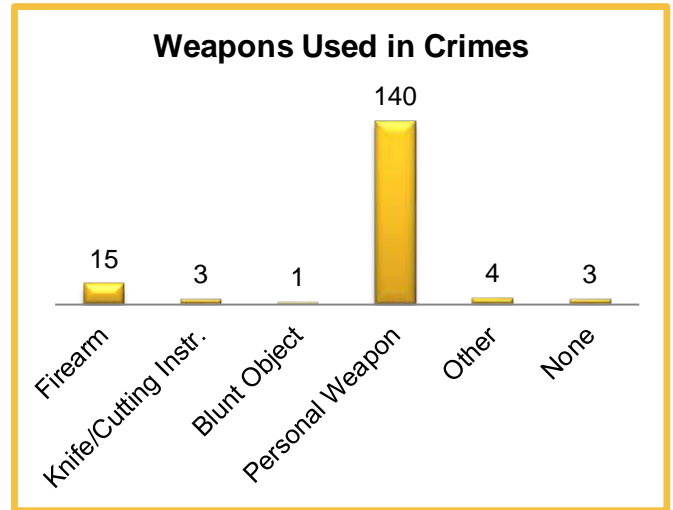
2024 Washington NIBRS Submission Agencies

Othello PD

Continued

2024 Group B Arrests

| Offense | Adult | Juvenile |
|-----------------------|------------|-----------|
| Bad Checks | 0 | 0 |
| Curfew/Vagrancy | 0 | 0 |
| Disorderly Conduct | 1 | 1 |
| Drunkenness | 0 | 0 |
| DUI | 52 | 1 |
| Family Offenses | 0 | 0 |
| Liquor Law Violations | 10 | 3 |
| Peeping Tom | 0 | 0 |
| Trespass | 34 | 8 |
| All Other Offenses | 5 | 1 |
| Total | 102 | 14 |



2024 Property Values by Type

| Type | Value |
|----------------------|-----------|
| Seized | \$20 |
| Burned | \$500 |
| Counterfeited/Forged | \$5,220 |
| Destroyed/Damaged | \$43,681 |
| Recovered | \$145,483 |
| Stolen | \$364,489 |

2024 Washington NIBRS Submission Agencies

Ritzville PD

Adams County

Population: 1,790
Months Reported: 5

Offense Overview

Offense Total 80
of Cleared Offense 9
Percent Cleared 11.3%

Group A Arrest Overview

Arrest Total 8
Adult Arrest Total 8
Juvenile Arrest Total 0

| Group A Offenses | Reported 2023 | Reported 2024 | % of Change* | Crime Rate per 1,000 | Total Arrests | DV Offense Totals |
|----------------------------------|---------------|---------------|--------------|----------------------|---------------|-------------------|
| Murder | 0 | 0 | | 0.0 | 0 | 0 |
| Manslaughter | 0 | 0 | | 0.0 | 0 | 0 |
| Rape | 2 | 1 | | 0.6 | 1 | 0 |
| Sodomy | 0 | 0 | | 0.0 | 0 | 0 |
| Sexual Assault w/Object | 0 | 0 | | 0.0 | 0 | 0 |
| Fondling | 4 | 0 | | 0.0 | 0 | 0 |
| Aggravated Assault | 2 | 0 | | 0.0 | 0 | 0 |
| Simple Assault | 19 | 6 | | 3.4 | 2 | 4 |
| Intimidation | 4 | 0 | | 0.0 | 0 | 0 |
| Kidnapping | 0 | 0 | | 0.0 | 0 | 0 |
| Incest | 0 | 0 | | 0.0 | 0 | 0 |
| Statutory Rape | 0 | 0 | | 0.0 | 0 | 0 |
| Human Trafficking Offenses | 0 | 0 | | 0.0 | 0 | 0 |
| Violation of No Contact/Protect. | 5 | 0 | | 0.0 | 0 | 0 |
| Robbery | 1 | 0 | | 0.0 | 0 | 0 |
| Burglary | 14 | 10 | | 5.6 | 2 | 0 |
| Larceny-Theft Offenses | 48 | 22 | | 12.3 | 1 | 0 |
| Motor Vehicle Theft | 5 | 2 | | 1.1 | 2 | 0 |
| Arson | 0 | 0 | | 0.0 | 0 | 0 |
| Destruction of Property | 16 | 33 | | 18.4 | 0 | 0 |
| Counterfeiting/Forgery | 1 | 0 | | 0.0 | 0 | 0 |
| Fraud Offenses | 16 | 4 | | 2.2 | 0 | 0 |
| Embezzlement | 3 | 0 | | 0.0 | 0 | 0 |
| Extortion/Blackmail | 0 | 0 | | 0.0 | 0 | 0 |
| Bribery | 0 | 0 | | 0.0 | 0 | 0 |
| Stolen Property Offenses | 4 | 1 | | 0.6 | 0 | 0 |
| Animal Cruelty | 0 | 0 | | 0.0 | 0 | 0 |
| Drug/Narcotic Violations | 1 | 0 | | 0.0 | 0 | 0 |
| Drug Equipment Violations | 0 | 0 | | 0.0 | 0 | 0 |
| Gambling Offenses | 0 | 0 | | 0.0 | 0 | 0 |
| Pornography | 2 | 1 | | 0.6 | 0 | 0 |
| Prostitution Offenses | 0 | 0 | | 0.0 | 0 | 0 |
| Weapon Law Violations | 2 | 0 | | 0.0 | 0 | 0 |
| Grand Total | 149 | 80 | | 44.7 | 8 | 4 |

* Please see #10 in the NIBRS Individual Agency Page Table Legend.

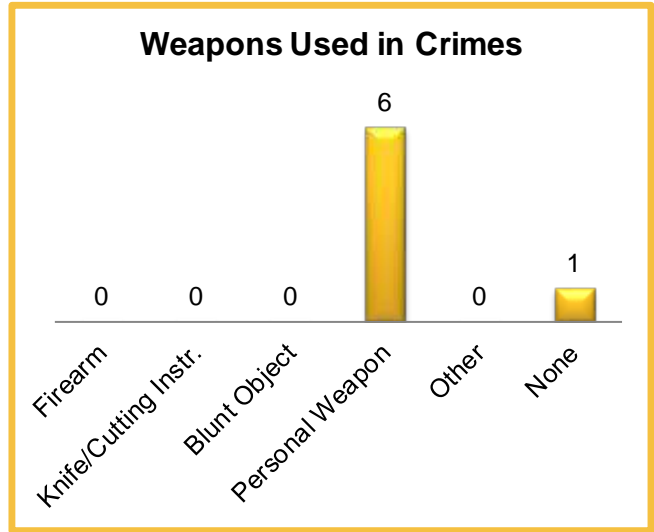
2024 Washington NIBRS Submission Agencies

Ritzville PD

Continued

2024 Group B Arrests

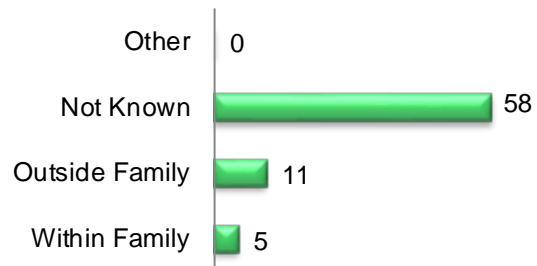
| Offense | Adult | Juvenile |
|-----------------------|----------|----------|
| Bad Checks | 0 | 0 |
| Curfew/Vagrancy | 0 | 0 |
| Disorderly Conduct | 0 | 0 |
| Drunkenness | 0 | 0 |
| DUI | 0 | 0 |
| Family Offenses | 0 | 0 |
| Liquor Law Violations | 0 | 0 |
| Peeping Tom | 0 | 0 |
| Trespass | 0 | 0 |
| All Other Offenses | 1 | 0 |
| Total | 1 | 0 |



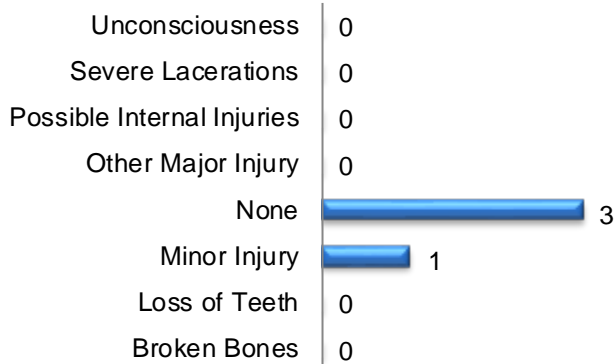
Drug Offenses by Type

No Drug Offenses by Type Reported

Relationship of Victim to Offender



Domestic Violence Injuries



2024 Property Values by Type

| Type | Value |
|----------------------|----------|
| Seized | \$0 |
| Burned | \$0 |
| Counterfeited/Forged | \$0 |
| Destroyed/Damaged | \$8,443 |
| Recovered | \$36,959 |
| Stolen | \$56,829 |

2024 Washington NIBRS Submission Agencies

Asotin SO

Asotin County

Population: 14,260
Months Reported: 12

Offense Overview

Offense Total 301
of Cleared Offense 158
Percent Cleared 52.5%

Group A Arrest Overview

Arrest Total 117
Adult Arrest Total 116
Juvenile Arrest Total 1

| Group A Offenses | Reported 2023 | Reported 2024 | % of Change | Crime Rate per 1,000 | Total Arrests | DV Offense Totals |
|----------------------------------|---------------|---------------|---------------|----------------------|---------------|-------------------|
| Murder | 0 | 0 | | 0.0 | 0 | 0 |
| Manslaughter | 0 | 0 | | 0.0 | 0 | 0 |
| Rape | 3 | 3 | 0.0% | 0.2 | 1 | 1 |
| Sodomy | 0 | 0 | | 0.0 | 0 | 0 |
| Sexual Assault w/Object | 0 | 0 | | 0.0 | 0 | 0 |
| Fondling | 0 | 0 | | 0.0 | 0 | 0 |
| Aggravated Assault | 17 | 6 | -64.7% | 0.4 | 2 | 3 |
| Simple Assault | 89 | 94 | 5.6% | 6.6 | 62 | 73 |
| Intimidation | 1 | 1 | 0.0% | 0.1 | 1 | 1 |
| Kidnapping | 1 | 1 | 0.0% | 0.1 | 0 | 1 |
| Incest | 0 | 0 | | 0.0 | 0 | 0 |
| Statutory Rape | 0 | 0 | | 0.0 | 0 | 0 |
| Human Trafficking Offenses | 0 | 0 | | 0.0 | 0 | 0 |
| Violation of No Contact/Protect. | 21 | 40 | 90.5% | 2.8 | 10 | 35 |
| Robbery | 0 | 1 | | 0.1 | 1 | 1 |
| Burglary | 39 | 14 | -64.1% | 1.0 | 5 | 3 |
| Larceny-Theft Offenses | 72 | 54 | -25.0% | 3.8 | 4 | 1 |
| Motor Vehicle Theft | 11 | 7 | -36.4% | 0.5 | 1 | 1 |
| Arson | 0 | 0 | | 0.0 | 0 | 0 |
| Destruction of Property | 55 | 34 | -38.2% | 2.4 | 6 | 16 |
| Counterfeiting/Forgery | 2 | 1 | -50.0% | 0.1 | 0 | 0 |
| Fraud Offenses | 15 | 7 | -53.3% | 0.5 | 0 | 0 |
| Embezzlement | 0 | 0 | | 0.0 | 0 | 0 |
| Extortion/Blackmail | 0 | 0 | | 0.0 | 0 | 0 |
| Bribery | 0 | 0 | | 0.0 | 0 | 0 |
| Stolen Property Offenses | 1 | 1 | 0.0% | 0.1 | 1 | 0 |
| Animal Cruelty | 0 | 0 | | 0.0 | 0 | 0 |
| Drug/Narcotic Violations | 6 | 20 | 233.3% | 1.4 | 16 | 0 |
| Drug Equipment Violations | 3 | 11 | 266.7% | 0.8 | 2 | 0 |
| Gambling Offenses | 0 | 0 | | 0.0 | 0 | 0 |
| Pornography | 0 | 1 | | 0.1 | 0 | 0 |
| Prostitution Offenses | 0 | 0 | | 0.0 | 0 | 0 |
| Weapon Law Violations | 7 | 5 | -28.6% | 0.4 | 5 | 0 |
| Grand Total | 343 | 301 | -12.2% | 21.1 | 117 | 136 |

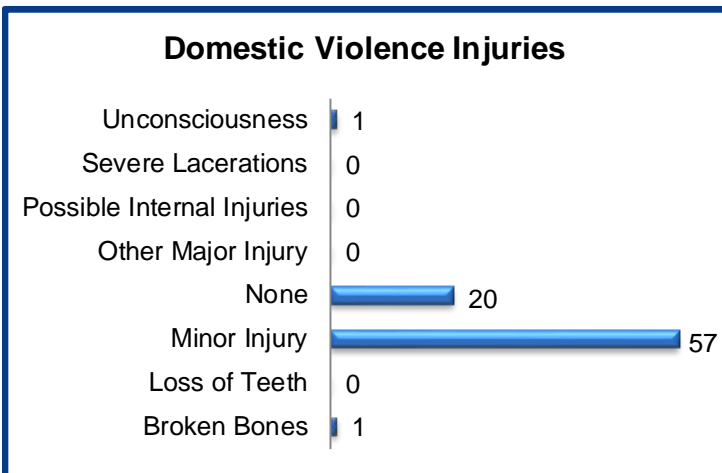
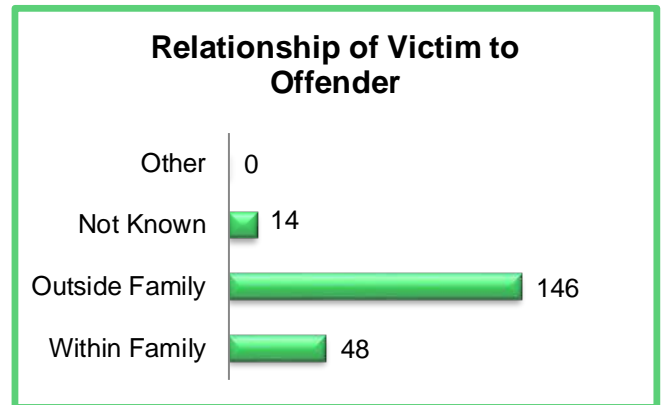
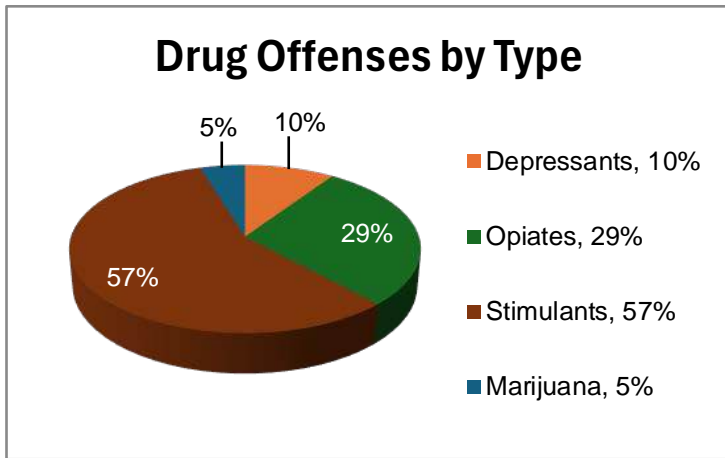
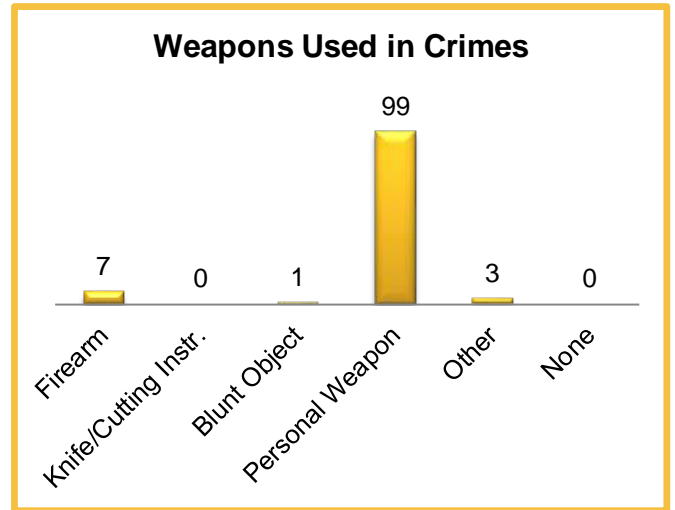
2024 Washington NIBRS Submission Agencies

Asotin SO

Continued

2024 Group B Arrests

| Offense | Adult | Juvenile |
|-----------------------|------------|----------|
| Bad Checks | 0 | 0 |
| Curfew/Vagrancy | 0 | 0 |
| Disorderly Conduct | 5 | 0 |
| Drunkenness | 0 | 0 |
| DUI | 42 | 0 |
| Family Offenses | 0 | 0 |
| Liquor Law Violations | 4 | 0 |
| Peeping Tom | 0 | 0 |
| Trespass | 8 | 0 |
| All Other Offenses | 330 | 0 |
| Total | 389 | 0 |



2024 Property Values by Type

| Type | Value |
|----------------------|-----------|
| Seized | \$0 |
| Burned | \$0 |
| Counterfeited/Forged | \$0 |
| Destroyed/Damaged | \$20,755 |
| Recovered | \$24,299 |
| Stolen | \$124,431 |

2024 Washington NIBRS Submission Agencies

Asotin PD

Asotin County

Population: 1,225
Months Reported: 8

Offense Overview

Offense Total 12
of Cleared Offense 2
Percent Cleared 16.7%

Group A Arrest Overview

Arrest Total 1
Adult Arrest Total 1
Juvenile Arrest Total 0

| Group A Offenses | Reported 2023 | Reported 2024 | % of Change* | Crime Rate per 1,000 | Total Arrests | DV Offense Totals |
|----------------------------------|---------------|---------------|--------------|----------------------|---------------|-------------------|
| Murder | 0 | 0 | | 0.0 | 0 | 0 |
| Manslaughter | 0 | 0 | | 0.0 | 0 | 0 |
| Rape | 1 | 0 | | 0.0 | 0 | 0 |
| Sodomy | 0 | 0 | | 0.0 | 0 | 0 |
| Sexual Assault w/Object | 0 | 0 | | 0.0 | 0 | 0 |
| Fondling | 0 | 0 | | 0.0 | 0 | 0 |
| Aggravated Assault | 2 | 0 | | 0.0 | 0 | 0 |
| Simple Assault | 7 | 5 | | 4.1 | 0 | 1 |
| Intimidation | 0 | 0 | | 0.0 | 0 | 0 |
| Kidnapping | 0 | 0 | | 0.0 | 0 | 0 |
| Incest | 0 | 0 | | 0.0 | 0 | 0 |
| Statutory Rape | 0 | 0 | | 0.0 | 0 | 0 |
| Human Trafficking Offenses | 0 | 0 | | 0.0 | 0 | 0 |
| Violation of No Contact/Protect. | 8 | 2 | | 1.6 | 0 | 2 |
| Robbery | 0 | 0 | | 0.0 | 0 | 0 |
| Burglary | 4 | 0 | | 0.0 | 0 | 0 |
| Larceny-Theft Offenses | 10 | 3 | | 2.4 | 0 | 0 |
| Motor Vehicle Theft | 1 | 0 | | 0.0 | 0 | 0 |
| Arson | 0 | 0 | | 0.0 | 0 | 0 |
| Destruction of Property | 4 | 1 | | 0.8 | 0 | 0 |
| Counterfeiting/Forgery | 0 | 0 | | 0.0 | 0 | 0 |
| Fraud Offenses | 0 | 0 | | 0.0 | 0 | 0 |
| Embezzlement | 0 | 0 | | 0.0 | 0 | 0 |
| Extortion/Blackmail | 0 | 0 | | 0.0 | 0 | 0 |
| Bribery | 0 | 0 | | 0.0 | 0 | 0 |
| Stolen Property Offenses | 0 | 0 | | 0.0 | 0 | 0 |
| Animal Cruelty | 0 | 0 | | 0.0 | 0 | 0 |
| Drug/Narcotic Violations | 1 | 1 | | 0.8 | 1 | 0 |
| Drug Equipment Violations | 0 | 0 | | 0.0 | 0 | 0 |
| Gambling Offenses | 0 | 0 | | 0.0 | 0 | 0 |
| Pornography | 0 | 0 | | 0.0 | 0 | 0 |
| Prostitution Offenses | 0 | 0 | | 0.0 | 0 | 0 |
| Weapon Law Violations | 0 | 0 | | 0.0 | 0 | 0 |
| Grand Total | 38 | 12 | | 9.8 | 1 | 3 |

* Please see #10 in the NIBRS Individual Agency Page Table Legend.

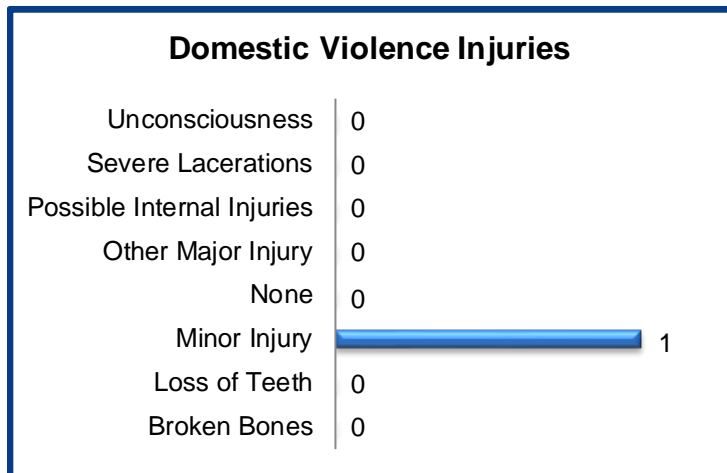
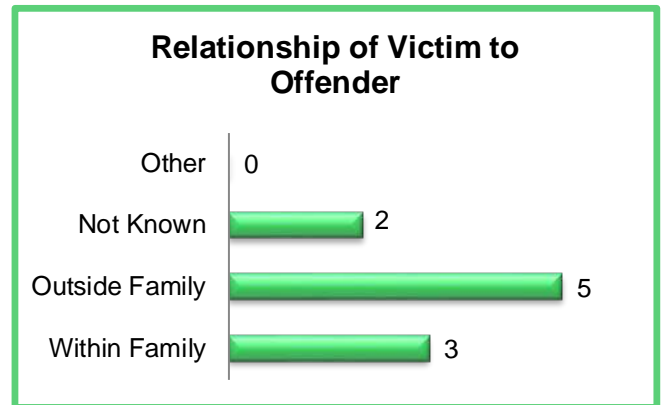
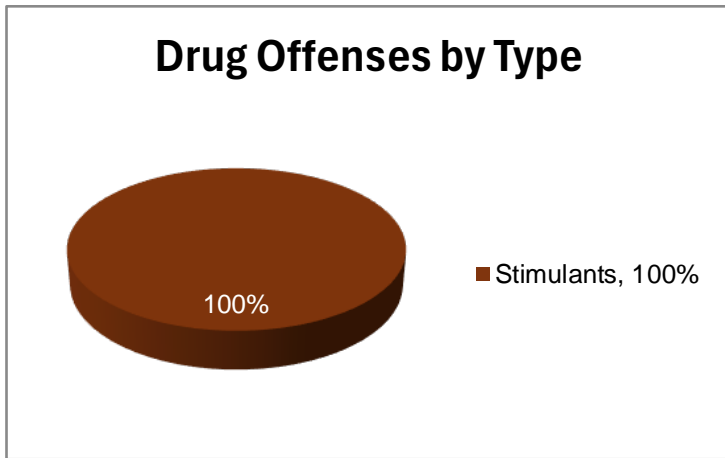
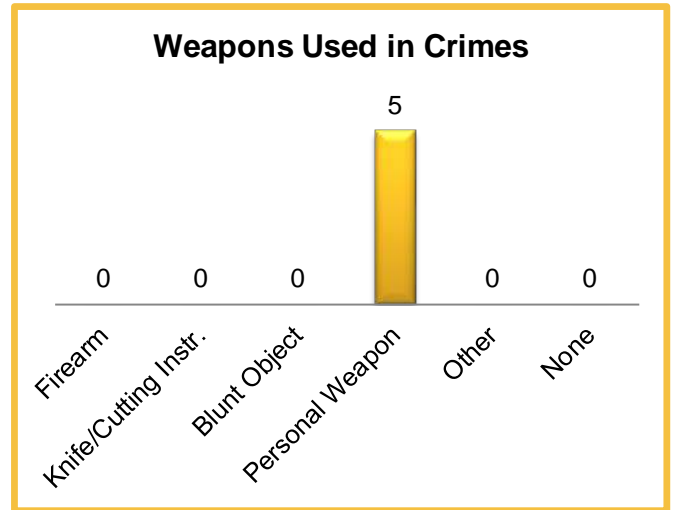
2024 Washington NIBRS Submission Agencies

Asotin PD

Continued

2024 Group B Arrests

| Offense | Adult | Juvenile |
|-----------------------|----------|----------|
| Bad Checks | 0 | 0 |
| Curfew/Vagrancy | 0 | 0 |
| Disorderly Conduct | 0 | 0 |
| Drunkenness | 0 | 0 |
| DUI | 0 | 0 |
| Family Offenses | 0 | 0 |
| Liquor Law Violations | 0 | 0 |
| Peeping Tom | 0 | 0 |
| Trespass | 1 | 0 |
| All Other Offenses | 4 | 0 |
| Total | 5 | 0 |



2024 Property Values by Type

| Type | Value |
|----------------------|---------|
| Seized | \$0 |
| Burned | \$0 |
| Counterfeited/Forged | \$0 |
| Destroyed/Damaged | \$1,000 |
| Recovered | \$200 |
| Stolen | \$238 |

2024 Washington NIBRS Submission Agencies

Clarkston PD

Asotin County

Population: 7,240
Months Reported: 12

Offense Overview

Offense Total 901
of Cleared Offense 444
Percent Cleared 49.3%

Group A Arrest Overview

Arrest Total 360
Adult Arrest Total 360
Juvenile Arrest Total 0

| Group A Offenses | Reported 2023 | Reported 2024 | % of Change | Crime Rate per 1,000 | Total Arrests | DV Offense Totals |
|----------------------------------|---------------|---------------|-------------|----------------------|---------------|-------------------|
| Murder | 0 | 1 | | 0.1 | 0 | 0 |
| Manslaughter | 0 | 0 | | 0.0 | 0 | 0 |
| Rape | 8 | 7 | -12.5% | 1.0 | 3 | 2 |
| Sodomy | 0 | 0 | | 0.0 | 0 | 0 |
| Sexual Assault w/Object | 1 | 0 | -100.0% | 0.0 | 0 | 0 |
| Fondling | 4 | 3 | -25.0% | 0.4 | 1 | 0 |
| Aggravated Assault | 18 | 22 | 22.2% | 3.0 | 2 | 14 |
| Simple Assault | 153 | 158 | 3.3% | 21.8 | 91 | 72 |
| Intimidation | 2 | 0 | -100.0% | 0.0 | 0 | 0 |
| Kidnapping | 0 | 0 | | 0.0 | 0 | 0 |
| Incest | 0 | 0 | | 0.0 | 0 | 0 |
| Statutory Rape | 1 | 1 | 0.0% | 0.1 | 0 | 1 |
| Human Trafficking Offenses | 0 | 0 | | 0.0 | 0 | 0 |
| Violation of No Contact/Protect. | 48 | 49 | 2.1% | 6.8 | 11 | 41 |
| Robbery | 2 | 4 | 100.0% | 0.6 | 2 | 1 |
| Burglary | 65 | 61 | -6.2% | 8.4 | 26 | 2 |
| Larceny-Theft Offenses | 245 | 257 | 4.9% | 35.5 | 101 | 4 |
| Motor Vehicle Theft | 14 | 13 | -7.1% | 1.8 | 0 | 0 |
| Arson | 1 | 0 | -100.0% | 0.0 | 0 | 0 |
| Destruction of Property | 133 | 112 | -15.8% | 15.5 | 14 | 21 |
| Counterfeiting/Forgery | 19 | 8 | -57.9% | 1.1 | 0 | 0 |
| Fraud Offenses | 31 | 17 | -45.2% | 2.3 | 2 | 0 |
| Embezzlement | 0 | 0 | | 0.0 | 0 | 0 |
| Extortion/Blackmail | 0 | 0 | | 0.0 | 0 | 0 |
| Bribery | 0 | 1 | | 0.1 | 1 | 0 |
| Stolen Property Offenses | 4 | 1 | -75.0% | 0.1 | 4 | 0 |
| Animal Cruelty | 0 | 0 | | 0.0 | 0 | 0 |
| Drug/Narcotic Violations | 35 | 81 | 131.4% | 11.2 | 59 | 0 |
| Drug Equipment Violations | 11 | 59 | 436.4% | 8.1 | 28 | 0 |
| Gambling Offenses | 0 | 0 | | 0.0 | 0 | 0 |
| Pornography | 4 | 6 | 50.0% | 0.8 | 1 | 0 |
| Prostitution Offenses | 1 | 0 | -100.0% | 0.0 | 0 | 0 |
| Weapon Law Violations | 37 | 40 | 8.1% | 5.5 | 14 | 0 |
| Grand Total | 837 | 901 | 7.6% | 124.4 | 360 | 158 |

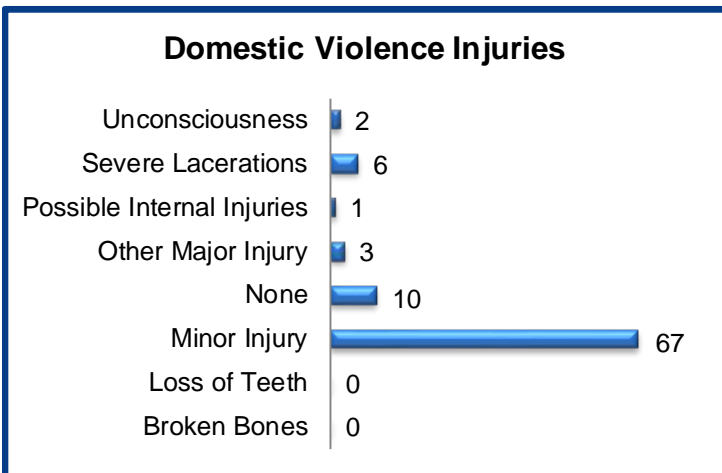
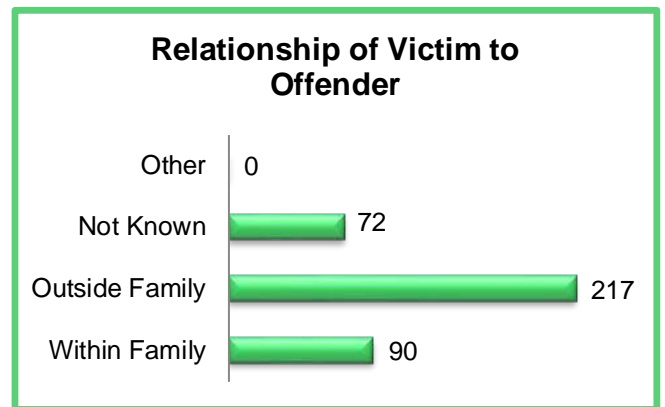
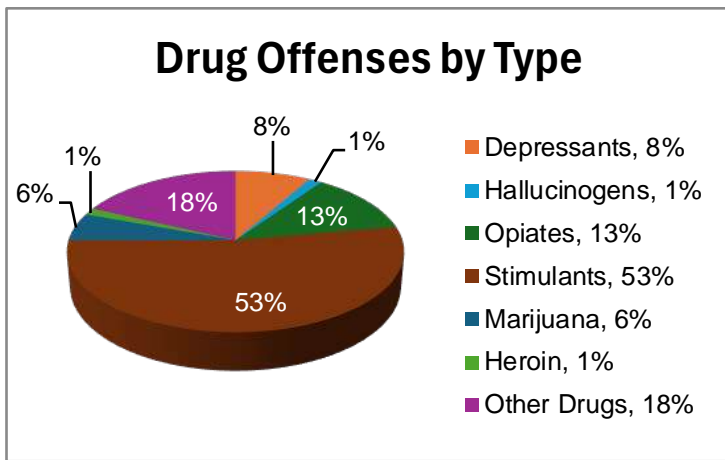
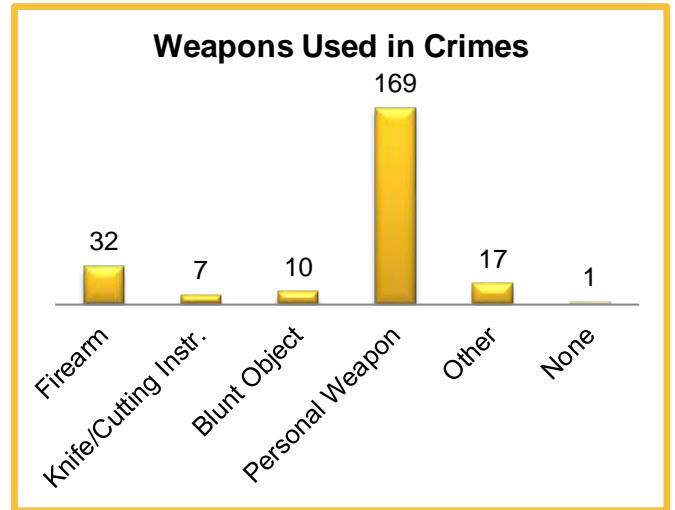
2024 Washington NIBRS Submission Agencies

Clarkston PD

Continued

2024 Group B Arrests

| Offense | Adult | Juvenile |
|-----------------------|------------|----------|
| Bad Checks | 0 | 0 |
| Curfew/Vagrancy | 0 | 0 |
| Disorderly Conduct | 33 | 0 |
| Drunkenness | 0 | 0 |
| DUI | 34 | 0 |
| Family Offenses | 4 | 0 |
| Liquor Law Violations | 13 | 0 |
| Peeping Tom | 0 | 0 |
| Trespass | 79 | 0 |
| All Other Offenses | 456 | 1 |
| Total | 619 | 1 |



2024 Property Values by Type

| Type | Value |
|----------------------|-----------|
| Seized | \$0 |
| Burned | \$0 |
| Counterfeited/Forged | \$533 |
| Destroyed/Damaged | \$58,672 |
| Recovered | \$73,813 |
| Stolen | \$180,686 |

2024 Washington NIBRS Submission Agencies

Benton SO

Benton County

Population: 41,650
Months Reported: 12

Offense Overview

Offense Total 1,815
of Cleared Offense 339
Percent Cleared 18.7%

Group A Arrest Overview

Arrest Total 220
Adult Arrest Total 220
Juvenile Arrest Total 0

| Group A Offenses | Reported 2023 | Reported 2024 | % of Change | Crime Rate per 1,000 | Total Arrests | DV Offense Totals |
|----------------------------------|---------------|---------------|-------------|----------------------|---------------|-------------------|
| Murder | 5 | 0 | -100.0% | 0.0 | 0 | 0 |
| Manslaughter | 2 | 2 | 0.0% | 0.0 | 1 | 2 |
| Rape | 7 | 17 | 142.9% | 0.4 | 2 | 6 |
| Sodomy | 3 | 2 | -33.3% | 0.0 | 0 | 1 |
| Sexual Assault w/Object | 0 | 0 | | 0.0 | 0 | 0 |
| Fondling | 27 | 34 | 25.9% | 0.8 | 5 | 21 |
| Aggravated Assault | 83 | 50 | -39.8% | 1.2 | 12 | 15 |
| Simple Assault | 420 | 410 | -2.4% | 9.8 | 88 | 183 |
| Intimidation | 53 | 62 | 17.0% | 1.5 | 8 | 21 |
| Kidnapping | 16 | 12 | -25.0% | 0.3 | 1 | 8 |
| Incest | 0 | 0 | | 0.0 | 0 | 0 |
| Statutory Rape | 1 | 1 | 0.0% | 0.0 | 1 | 0 |
| Human Trafficking Offenses | 0 | 0 | | 0.0 | 0 | 0 |
| Violation of No Contact/Protect. | 108 | 110 | 1.9% | 2.6 | 33 | 79 |
| Robbery | 7 | 2 | -71.4% | 0.0 | 3 | 0 |
| Burglary | 107 | 99 | -7.5% | 2.4 | 12 | 10 |
| Larceny-Theft Offenses | 312 | 345 | 10.6% | 8.3 | 6 | 8 |
| Motor Vehicle Theft | 97 | 135 | 39.2% | 3.2 | 3 | 3 |
| Arson | 9 | 3 | -66.7% | 0.1 | 0 | 1 |
| Destruction of Property | 281 | 252 | -10.3% | 6.1 | 7 | 58 |
| Counterfeiting/Forgery | 4 | 6 | 50.0% | 0.1 | 0 | 0 |
| Fraud Offenses | 73 | 74 | 1.4% | 1.8 | 0 | 2 |
| Embezzlement | 0 | 0 | | 0.0 | 0 | 0 |
| Extortion/Blackmail | 3 | 4 | 33.3% | 0.1 | 0 | 1 |
| Bribery | 0 | 0 | | 0.0 | 0 | 0 |
| Stolen Property Offenses | 37 | 62 | 67.6% | 1.5 | 10 | 1 |
| Animal Cruelty | 1 | 1 | 0.0% | 0.0 | 0 | 0 |
| Drug/Narcotic Violations | 82 | 60 | -26.8% | 1.4 | 14 | 0 |
| Drug Equipment Violations | 20 | 34 | 70.0% | 0.8 | 10 | 0 |
| Gambling Offenses | 0 | 0 | | 0.0 | 0 | 0 |
| Pornography | 7 | 5 | -28.6% | 0.1 | 1 | 0 |
| Prostitution Offenses | 0 | 0 | | 0.0 | 0 | 0 |
| Weapon Law Violations | 39 | 33 | -15.4% | 0.8 | 3 | 0 |
| Grand Total | 1,804 | 1,815 | 0.6% | 43.6 | 220 | 420 |

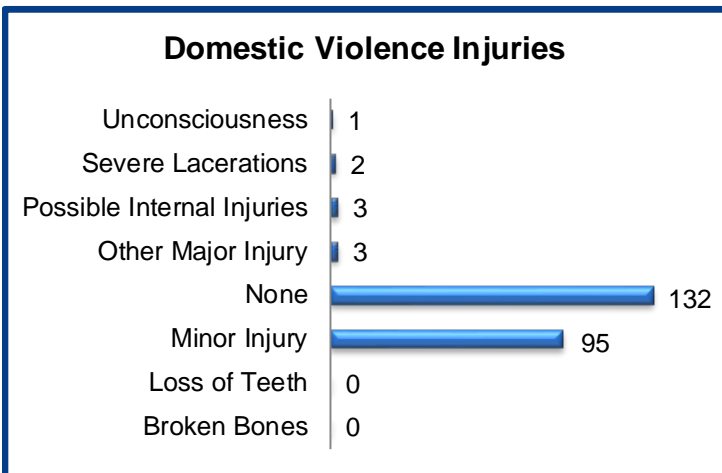
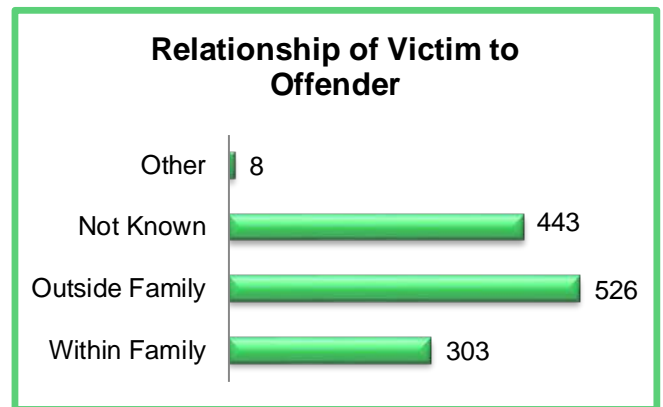
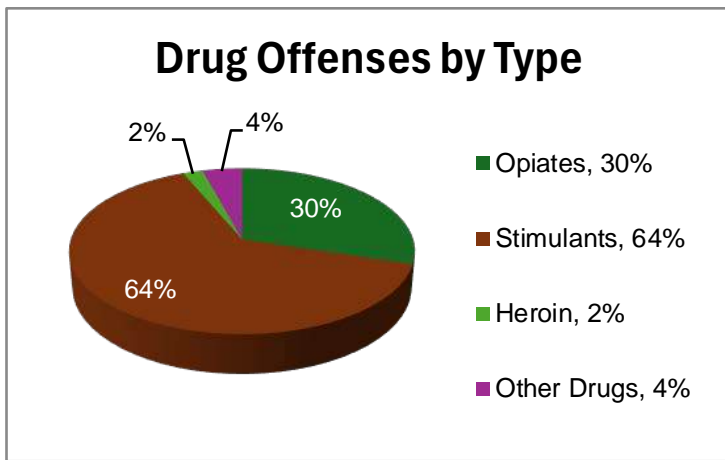
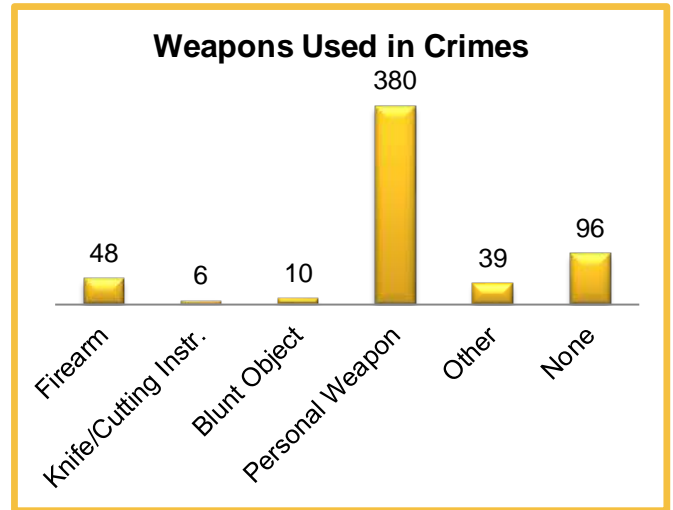
2024 Washington NIBRS Submission Agencies

Benton SO

Continued

2024 Group B Arrests

| Offense | Adult | Juvenile |
|-----------------------|------------|----------|
| Bad Checks | 0 | 0 |
| Curfew/Vagrancy | 0 | 0 |
| Disorderly Conduct | 0 | 0 |
| Drunkenness | 0 | 0 |
| DUI | 71 | 0 |
| Family Offenses | 2 | 0 |
| Liquor Law Violations | 0 | 0 |
| Peeping Tom | 0 | 0 |
| Trespass | 14 | 0 |
| All Other Offenses | 17 | 0 |
| Total | 104 | 0 |



2024 Property Values by Type

| Type | Value |
|----------------------|-------------|
| Seized | \$1,678 |
| Burned | \$210 |
| Counterfeited/Forged | \$18,245 |
| Destroyed/Damaged | \$248,654 |
| Recovered | \$492,947 |
| Stolen | \$4,008,227 |

2024 Washington NIBRS Submission Agencies

Kennewick PD

Benton County

Population: 87,120
Months Reported: 12

Offense Overview

Offense Total 8,297
of Cleared Offense 2,153
Percent Cleared 25.9%

Group A Arrest Overview

Arrest Total 1,601
Adult Arrest Total 1,423
Juvenile Arrest Total 178

| Group A Offenses | Reported 2023 | Reported 2024 | % of Change | Crime Rate per 1,000 | Total Arrests | DV Offense Totals |
|----------------------------------|---------------|---------------|-------------|----------------------|---------------|-------------------|
| Murder | 6 | 3 | -50.0% | 0.0 | 2 | 0 |
| Manslaughter | 1 | 0 | -100.0% | 0.0 | 0 | 0 |
| Rape | 44 | 40 | -9.1% | 0.5 | 2 | 11 |
| Sodomy | 10 | 4 | -60.0% | 0.0 | 0 | 1 |
| Sexual Assault w/Object | 2 | 1 | -50.0% | 0.0 | 0 | 0 |
| Fondling | 94 | 79 | -16.0% | 0.9 | 2 | 21 |
| Aggravated Assault | 247 | 211 | -14.6% | 2.4 | 72 | 56 |
| Simple Assault | 1,083 | 1,242 | 14.7% | 14.3 | 497 | 549 |
| Intimidation | 167 | 195 | 16.8% | 2.2 | 30 | 40 |
| Kidnapping | 32 | 30 | -6.3% | 0.3 | 7 | 19 |
| Incest | 0 | 1 | | 0.0 | 0 | 0 |
| Statutory Rape | 4 | 6 | 50.0% | 0.1 | 0 | 2 |
| Human Trafficking Offenses | 5 | 1 | -80.0% | 0.0 | 0 | 0 |
| Violation of No Contact/Protect. | 363 | 367 | 1.1% | 4.2 | 116 | 251 |
| Robbery | 72 | 72 | 0.0% | 0.8 | 17 | 7 |
| Burglary | 379 | 310 | -18.2% | 3.6 | 50 | 12 |
| Larceny-Theft Offenses | 2,394 | 2,270 | -5.2% | 26.1 | 328 | 28 |
| Motor Vehicle Theft | 508 | 580 | 14.2% | 6.7 | 12 | 4 |
| Arson | 16 | 3 | -81.3% | 0.0 | 0 | 0 |
| Destruction of Property | 1,431 | 1,551 | 8.4% | 17.8 | 67 | 100 |
| Counterfeiting/Forgery | 46 | 42 | -8.7% | 0.5 | 1 | 0 |
| Fraud Offenses | 467 | 433 | -7.3% | 5.0 | 9 | 5 |
| Embezzlement | 0 | 4 | | 0.0 | 0 | 0 |
| Extortion/Blackmail | 15 | 18 | 20.0% | 0.2 | 0 | 1 |
| Bribery | 0 | 0 | | 0.0 | 0 | 0 |
| Stolen Property Offenses | 97 | 110 | 13.4% | 1.3 | 31 | 2 |
| Animal Cruelty | 1 | 4 | 300.0% | 0.0 | 2 | 0 |
| Drug/Narcotic Violations | 368 | 491 | 33.4% | 5.6 | 256 | 0 |
| Drug Equipment Violations | 58 | 55 | -5.2% | 0.6 | 54 | 0 |
| Gambling Offenses | 0 | 0 | | 0.0 | 0 | 0 |
| Pornography | 18 | 16 | -11.1% | 0.2 | 0 | 0 |
| Prostitution Offenses | 7 | 5 | -28.6% | 0.1 | 0 | 0 |
| Weapon Law Violations | 169 | 153 | -9.5% | 1.8 | 46 | 0 |
| Grand Total | 8,104 | 8,297 | 2.4% | 95.2 | 1,601 | 1,109 |

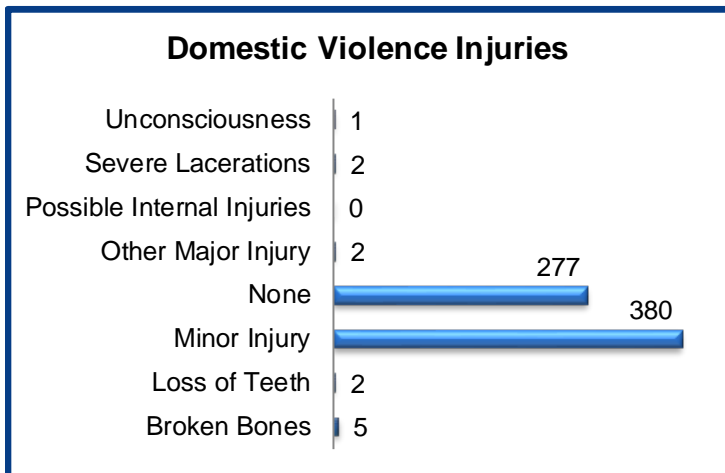
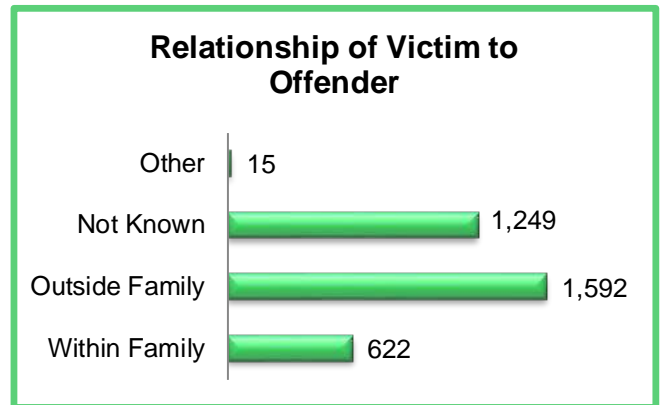
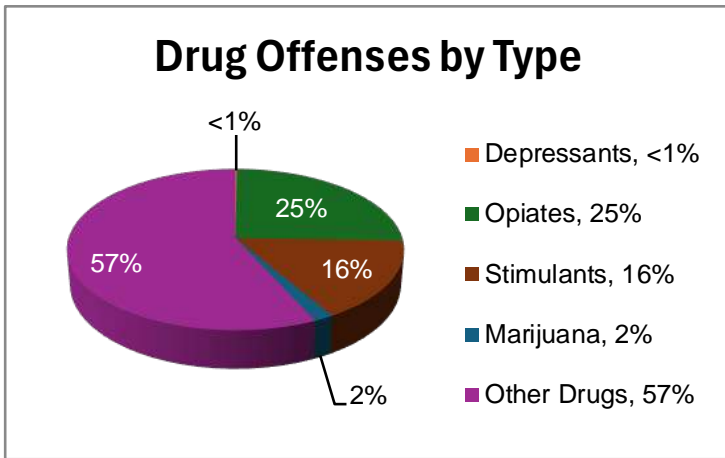
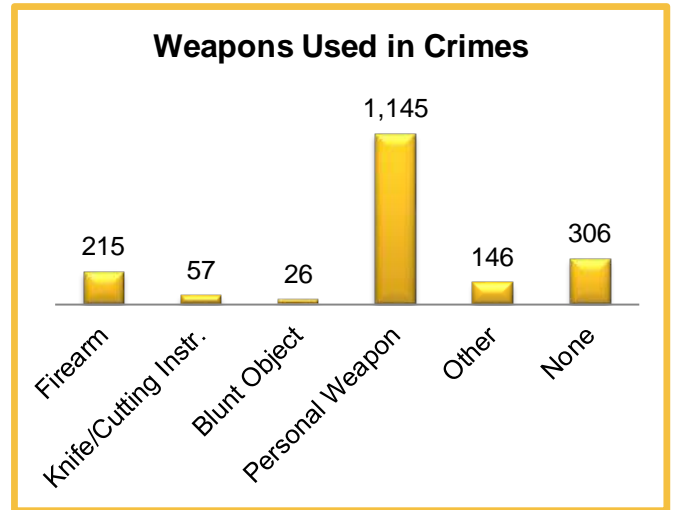
2024 Washington NIBRS Submission Agencies

Kennewick PD

Continued

2024 Group B Arrests

| Offense | Adult | Juvenile |
|-----------------------|------------|-----------|
| Bad Checks | 0 | 0 |
| Curfew/Vagrancy | 0 | 0 |
| Disorderly Conduct | 35 | 35 |
| Drunkenness | 0 | 0 |
| DUI | 195 | 0 |
| Family Offenses | 5 | 0 |
| Liquor Law Violations | 8 | 4 |
| Peeping Tom | 0 | 1 |
| Trespass | 146 | 6 |
| All Other Offenses | 182 | 19 |
| Total | 571 | 65 |



2024 Property Values by Type

| Type | Value |
|----------------------|-------------|
| Seized | \$6,240 |
| Burned | \$8,102 |
| Counterfeited/Forged | \$49,209 |
| Destroyed/Damaged | \$641,012 |
| Recovered | \$1,891,330 |
| Stolen | \$7,580,681 |

2024 Washington NIBRS Submission Agencies

Prosser PD

Benton County

Population: 6,610
Months Reported: 12

Offense Overview

Offense Total 277
of Cleared Offense 90
Percent Cleared 32.5%

Group A Arrest Overview

Arrest Total 70
Adult Arrest Total 64
Juvenile Arrest Total 6

| Group A Offenses | Reported 2023 | Reported 2024 | % of Change | Crime Rate per 1,000 | Total Arrests | DV Offense Totals |
|----------------------------------|---------------|---------------|--------------|----------------------|---------------|-------------------|
| Murder | 0 | 0 | | 0.0 | 0 | 0 |
| Manslaughter | 0 | 0 | | 0.0 | 0 | 0 |
| Rape | 0 | 1 | | 0.2 | 0 | 0 |
| Sodomy | 0 | 0 | | 0.0 | 0 | 0 |
| Sexual Assault w/Object | 0 | 0 | | 0.0 | 0 | 0 |
| Fondling | 2 | 1 | -50.0% | 0.2 | 1 | 1 |
| Aggravated Assault | 12 | 14 | 16.7% | 2.1 | 5 | 7 |
| Simple Assault | 26 | 46 | 76.9% | 7.0 | 23 | 30 |
| Intimidation | 2 | 12 | 500.0% | 1.8 | 4 | 4 |
| Kidnapping | 0 | 1 | | 0.2 | 0 | 1 |
| Incest | 1 | 0 | -100.0% | 0.0 | 0 | 0 |
| Statutory Rape | 0 | 0 | | 0.0 | 0 | 0 |
| Human Trafficking Offenses | 0 | 1 | | 0.2 | 0 | 1 |
| Violation of No Contact/Protect. | 7 | 29 | 314.3% | 4.4 | 18 | 24 |
| Robbery | 0 | 0 | | 0.0 | 0 | 0 |
| Burglary | 16 | 19 | 18.8% | 2.9 | 2 | 1 |
| Larceny-Theft Offenses | 70 | 72 | 2.9% | 10.9 | 11 | 0 |
| Motor Vehicle Theft | 5 | 19 | 280.0% | 2.9 | 0 | 0 |
| Arson | 0 | 0 | | 0.0 | 0 | 0 |
| Destruction of Property | 30 | 39 | 30.0% | 5.9 | 5 | 7 |
| Counterfeiting/Forgery | 2 | 0 | -100.0% | 0.0 | 0 | 0 |
| Fraud Offenses | 10 | 10 | 0.0% | 1.5 | 0 | 0 |
| Embezzlement | 0 | 0 | | 0.0 | 0 | 0 |
| Extortion/Blackmail | 0 | 0 | | 0.0 | 0 | 0 |
| Bribery | 0 | 0 | | 0.0 | 0 | 0 |
| Stolen Property Offenses | 1 | 1 | 0.0% | 0.2 | 0 | 0 |
| Animal Cruelty | 1 | 0 | -100.0% | 0.0 | 0 | 0 |
| Drug/Narcotic Violations | 5 | 2 | -60.0% | 0.3 | 0 | 0 |
| Drug Equipment Violations | 3 | 2 | -33.3% | 0.3 | 1 | 0 |
| Gambling Offenses | 0 | 0 | | 0.0 | 0 | 0 |
| Pornography | 0 | 3 | | 0.5 | 0 | 0 |
| Prostitution Offenses | 0 | 0 | | 0.0 | 0 | 0 |
| Weapon Law Violations | 0 | 5 | | 0.8 | 0 | 0 |
| Grand Total | 193 | 277 | 43.5% | 41.9 | 70 | 76 |

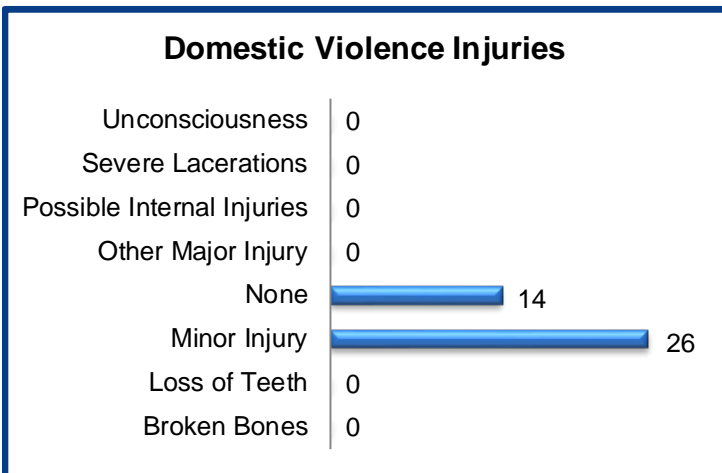
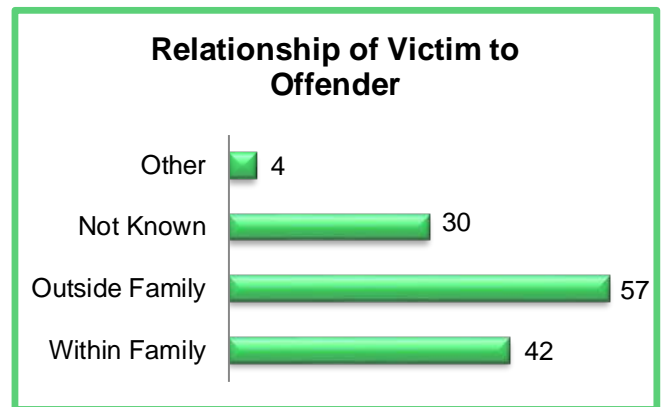
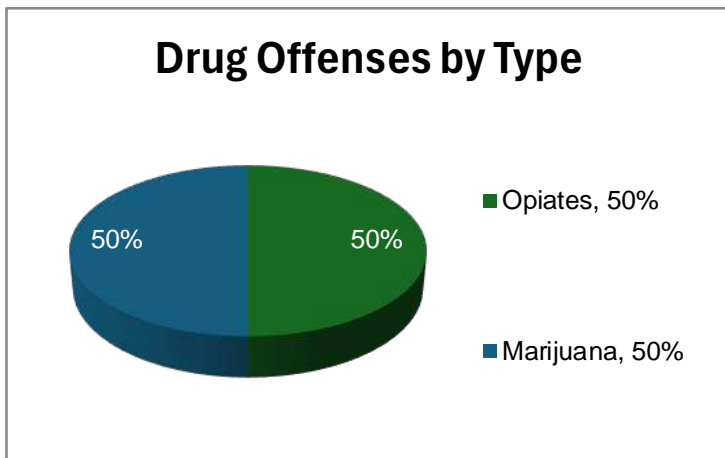
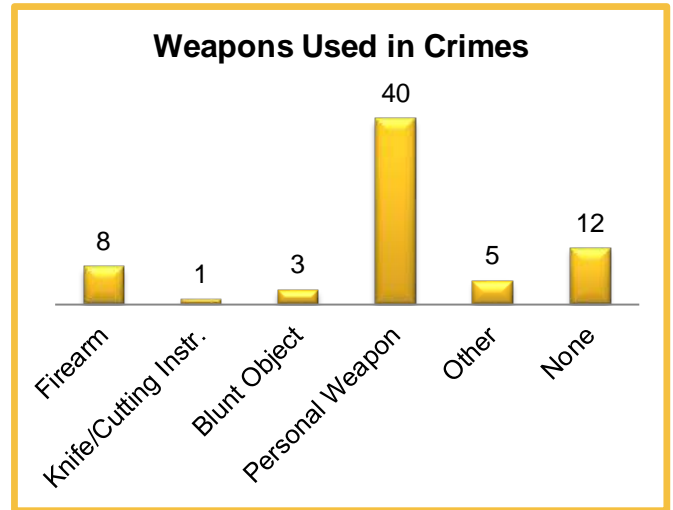
2024 Washington NIBRS Submission Agencies

Prosser PD

Continued

2024 Group B Arrests

| Offense | Adult | Juvenile |
|-----------------------|-----------|----------|
| Bad Checks | 0 | 0 |
| Curfew/Vagrancy | 0 | 0 |
| Disorderly Conduct | 1 | 0 |
| Drunkenness | 0 | 0 |
| DUI | 23 | 0 |
| Family Offenses | 0 | 0 |
| Liquor Law Violations | 0 | 0 |
| Peeping Tom | 0 | 0 |
| Trespass | 1 | 0 |
| All Other Offenses | 8 | 0 |
| Total | 33 | 0 |



2024 Property Values by Type

| Type | Value |
|----------------------|-----------|
| Seized | \$0 |
| Burned | \$0 |
| Counterfeited/Forged | \$0 |
| Destroyed/Damaged | \$11,003 |
| Recovered | \$507 |
| Stolen | \$164,080 |

2024 Washington NIBRS Submission Agencies

Richland PD

Benton County

Population: 64,190
Months Reported: 12

Offense Overview

Offense Total 3,400
of Cleared Offense 1,155
Percent Cleared 34.0%

Group A Arrest Overview

Arrest Total 792
Adult Arrest Total 684
Juvenile Arrest Total 108

| Group A Offenses | Reported 2023 | Reported 2024 | % of Change | Crime Rate per 1,000 | Total Arrests | DV Offense Totals |
|----------------------------------|---------------|---------------|---------------|----------------------|---------------|-------------------|
| Murder | 3 | 1 | -66.7% | 0.0 | 1 | 0 |
| Manslaughter | 0 | 0 | | 0.0 | 0 | 0 |
| Rape | 18 | 30 | 66.7% | 0.5 | 4 | 8 |
| Sodomy | 4 | 10 | 150.0% | 0.2 | 0 | 1 |
| Sexual Assault w/Object | 0 | 0 | | 0.0 | 0 | 0 |
| Fondling | 42 | 38 | -9.5% | 0.6 | 3 | 11 |
| Aggravated Assault | 111 | 107 | -3.6% | 1.7 | 58 | 51 |
| Simple Assault | 576 | 563 | -2.3% | 8.8 | 273 | 319 |
| Intimidation | 73 | 63 | -13.7% | 1.0 | 14 | 13 |
| Kidnapping | 18 | 23 | 27.8% | 0.4 | 8 | 16 |
| Incest | 0 | 0 | | 0.0 | 0 | 0 |
| Statutory Rape | 0 | 1 | | 0.0 | 3 | 0 |
| Human Trafficking Offenses | 0 | 0 | | 0.0 | 0 | 0 |
| Violation of No Contact/Protect. | 277 | 155 | -44.0% | 2.4 | 76 | 135 |
| Robbery | 31 | 21 | -32.3% | 0.3 | 5 | 3 |
| Burglary | 217 | 153 | -29.5% | 2.4 | 19 | 10 |
| Larceny-Theft Offenses | 1,249 | 964 | -22.8% | 15.0 | 137 | 14 |
| Motor Vehicle Theft | 189 | 185 | -2.1% | 2.9 | 13 | 9 |
| Arson | 6 | 8 | 33.3% | 0.1 | 3 | 1 |
| Destruction of Property | 613 | 566 | -7.7% | 8.8 | 61 | 100 |
| Counterfeiting/Forgery | 16 | 26 | 62.5% | 0.4 | 2 | 0 |
| Fraud Offenses | 250 | 223 | -10.8% | 3.5 | 3 | 1 |
| Embezzlement | 7 | 6 | -14.3% | 0.1 | 0 | 0 |
| Extortion/Blackmail | 12 | 6 | -50.0% | 0.1 | 0 | 1 |
| Bribery | 0 | 0 | | 0.0 | 0 | 0 |
| Stolen Property Offenses | 57 | 31 | -45.6% | 0.5 | 12 | 0 |
| Animal Cruelty | 2 | 2 | 0.0% | 0.0 | 0 | 0 |
| Drug/Narcotic Violations | 139 | 140 | 0.7% | 2.2 | 86 | 0 |
| Drug Equipment Violations | 4 | 1 | -75.0% | 0.0 | 0 | 0 |
| Gambling Offenses | 0 | 0 | | 0.0 | 0 | 0 |
| Pornography | 13 | 19 | 46.2% | 0.3 | 1 | 0 |
| Prostitution Offenses | 0 | 2 | | 0.0 | 0 | 0 |
| Weapon Law Violations | 67 | 56 | -16.4% | 0.9 | 10 | 0 |
| Grand Total | 3,994 | 3,400 | -14.9% | 53.0 | 792 | 693 |

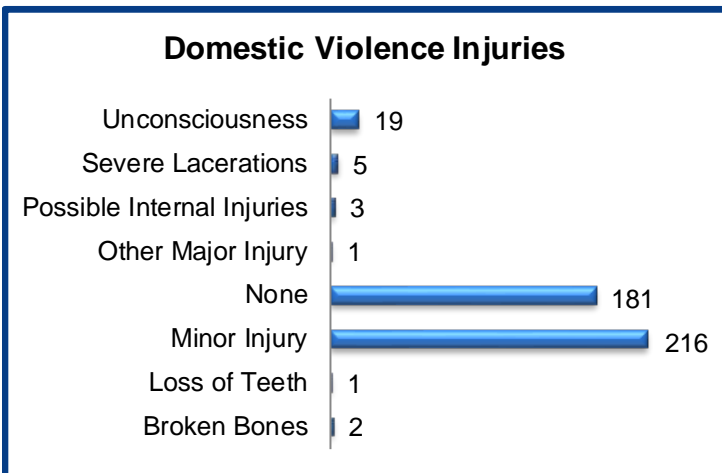
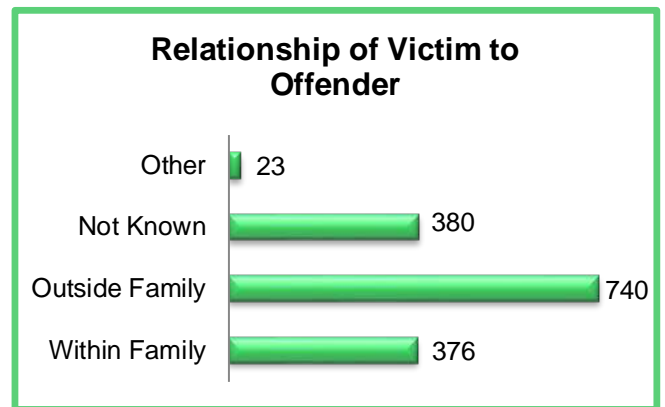
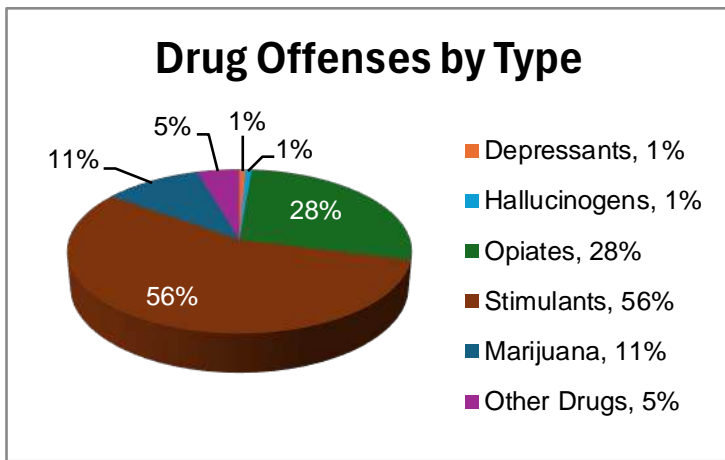
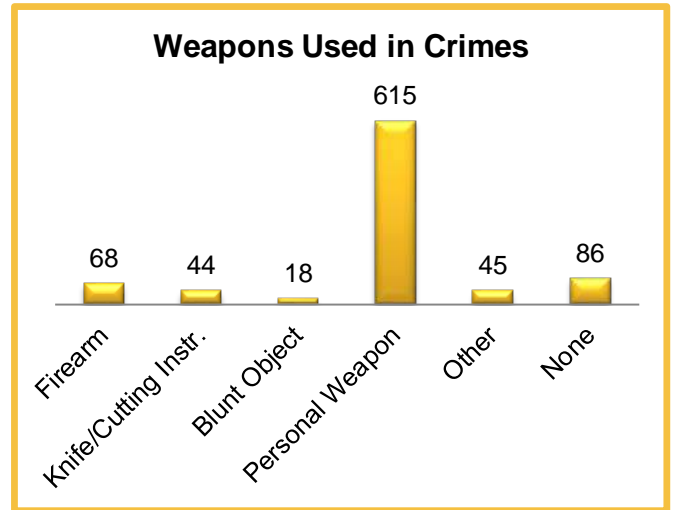
2024 Washington NIBRS Submission Agencies

Richland PD

Continued

2024 Group B Arrests

| Offense | Adult | Juvenile |
|-----------------------|------------|-----------|
| Bad Checks | 1 | 0 |
| Curfew/Vagrancy | 0 | 0 |
| Disorderly Conduct | 22 | 1 |
| Drunkenness | 0 | 0 |
| DUI | 138 | 2 |
| Family Offenses | 0 | 0 |
| Liquor Law Violations | 4 | 13 |
| Peeping Tom | 0 | 0 |
| Trespass | 88 | 8 |
| All Other Offenses | 61 | 8 |
| Total | 314 | 32 |



2024 Property Values by Type

| Type | Value |
|----------------------|-------------|
| Seized | \$2,467 |
| Burned | \$16,300 |
| Counterfeited/Forged | \$45,882 |
| Destroyed/Damaged | \$447,024 |
| Recovered | \$1,324,580 |
| Stolen | \$4,818,681 |

2024 Washington NIBRS Submission Agencies

West Richland PD

Benton County

Population: 18,280
Months Reported: 12

Offense Overview

Offense Total 399
of Cleared Offense 174
Percent Cleared 43.6%

Group A Arrest Overview

Arrest Total 108
Adult Arrest Total 93
Juvenile Arrest Total 15

| Group A Offenses | Reported 2023 | Reported 2024 | % of Change | Crime Rate per 1,000 | Total Arrests | DV Offense Totals |
|----------------------------------|---------------|---------------|---------------|----------------------|---------------|-------------------|
| Murder | 0 | 2 | | 0.1 | 0 | 2 |
| Manslaughter | 0 | 0 | | 0.0 | 0 | 0 |
| Rape | 1 | 2 | 100.0% | 0.1 | 0 | 2 |
| Sodomy | 2 | 0 | -100.0% | 0.0 | 0 | 0 |
| Sexual Assault w/Object | 0 | 0 | | 0.0 | 0 | 0 |
| Fondling | 2 | 6 | 200.0% | 0.3 | 3 | 3 |
| Aggravated Assault | 19 | 21 | 10.5% | 1.1 | 12 | 8 |
| Simple Assault | 98 | 70 | -28.6% | 3.8 | 29 | 38 |
| Intimidation | 15 | 10 | -33.3% | 0.5 | 2 | 3 |
| Kidnapping | 1 | 7 | 600.0% | 0.4 | 3 | 3 |
| Incest | 0 | 0 | | 0.0 | 0 | 0 |
| Statutory Rape | 1 | 2 | 100.0% | 0.1 | 1 | 1 |
| Human Trafficking Offenses | 0 | 0 | | 0.0 | 0 | 0 |
| Violation of No Contact/Protect. | 52 | 20 | -61.5% | 1.1 | 14 | 14 |
| Robbery | 0 | 3 | | 0.2 | 0 | 0 |
| Burglary | 28 | 21 | -25.0% | 1.1 | 4 | 5 |
| Larceny-Theft Offenses | 110 | 80 | -27.3% | 4.4 | 11 | 2 |
| Motor Vehicle Theft | 18 | 15 | -16.7% | 0.8 | 0 | 1 |
| Arson | 0 | 0 | | 0.0 | 0 | 0 |
| Destruction of Property | 81 | 70 | -13.6% | 3.8 | 11 | 15 |
| Counterfeiting/Forgery | 2 | 2 | 0.0% | 0.1 | 0 | 0 |
| Fraud Offenses | 25 | 25 | 0.0% | 1.4 | 0 | 2 |
| Embezzlement | 0 | 0 | | 0.0 | 0 | 0 |
| Extortion/Blackmail | 1 | 0 | -100.0% | 0.0 | 0 | 0 |
| Bribery | 0 | 0 | | 0.0 | 0 | 0 |
| Stolen Property Offenses | 11 | 9 | -18.2% | 0.5 | 2 | 0 |
| Animal Cruelty | 4 | 3 | -25.0% | 0.2 | 2 | 0 |
| Drug/Narcotic Violations | 34 | 20 | -41.2% | 1.1 | 11 | 0 |
| Drug Equipment Violations | 5 | 1 | -80.0% | 0.1 | 0 | 0 |
| Gambling Offenses | 0 | 0 | | 0.0 | 0 | 0 |
| Pornography | 2 | 2 | 0.0% | 0.1 | 0 | 0 |
| Prostitution Offenses | 0 | 0 | | 0.0 | 0 | 0 |
| Weapon Law Violations | 17 | 8 | -52.9% | 0.4 | 3 | 0 |
| Grand Total | 529 | 399 | -24.6% | 21.8 | 108 | 99 |

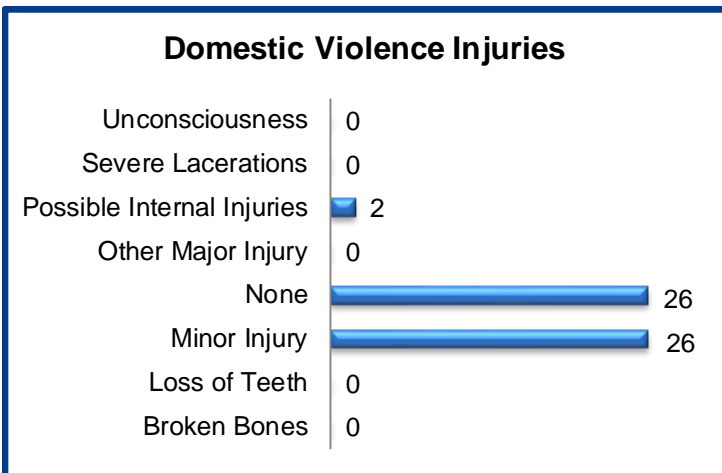
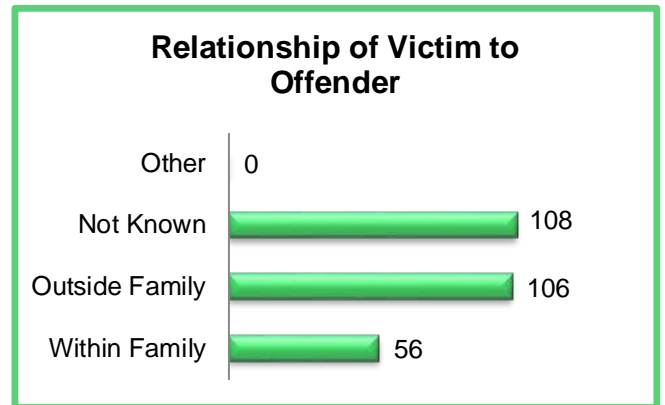
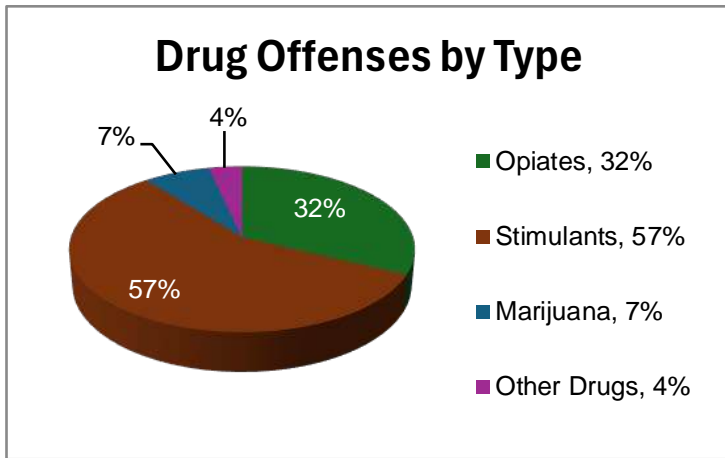
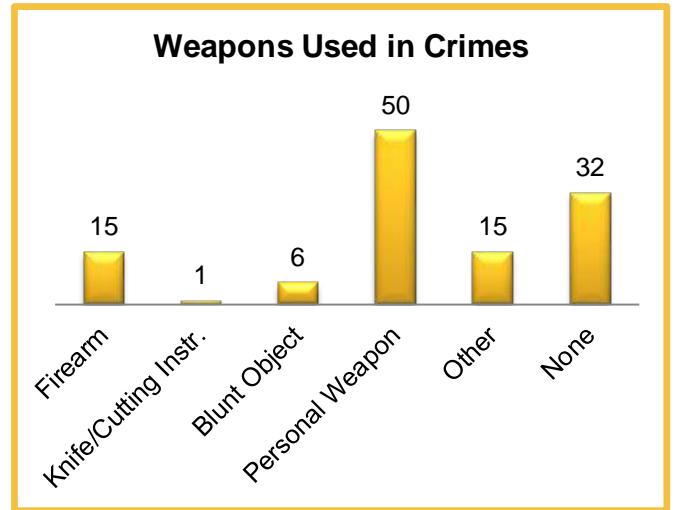
2024 Washington NIBRS Submission Agencies

West Richland PD

Continued

2024 Group B Arrests

| Offense | Adult | Juvenile |
|-----------------------|-----------|----------|
| Bad Checks | 0 | 0 |
| Curfew/Vagrancy | 0 | 0 |
| Disorderly Conduct | 0 | 0 |
| Drunkenness | 0 | 0 |
| DUI | 23 | 1 |
| Family Offenses | 0 | 0 |
| Liquor Law Violations | 1 | 1 |
| Peeping Tom | 0 | 0 |
| Trespass | 2 | 0 |
| All Other Offenses | 10 | 2 |
| Total | 36 | 4 |



2024 Property Values by Type

| Type | Value |
|----------------------|-----------|
| Seized | \$560 |
| Burned | \$0 |
| Counterfeited/Forged | \$4,390 |
| Destroyed/Damaged | \$86,022 |
| Recovered | \$160,596 |
| Stolen | \$749,654 |

2024 Washington NIBRS Submission Agencies

Chelan SO

Chelan County

Population: 46,260
Months Reported: 12

Offense Overview

Offense Total 704
of Cleared Offense 316
Percent Cleared 44.9%

Group A Arrest Overview

Arrest Total 268
Adult Arrest Total 249
Juvenile Arrest Total 19

| Group A Offenses | Reported 2023 | Reported 2024 | % of Change | Crime Rate per 1,000 | Total Arrests | DV Offense Totals |
|----------------------------------|---------------|---------------|--------------|----------------------|---------------|-------------------|
| Murder | 1 | 0 | -100.0% | 0.0 | 0 | 0 |
| Manslaughter | 0 | 0 | | 0.0 | 0 | 0 |
| Rape | 10 | 10 | 0.0% | 0.2 | 4 | 4 |
| Sodomy | 0 | 0 | | 0.0 | 0 | 0 |
| Sexual Assault w/Object | 0 | 0 | | 0.0 | 0 | 0 |
| Fondling | 8 | 4 | -50.0% | 0.1 | 2 | 0 |
| Aggravated Assault | 33 | 25 | -24.2% | 0.5 | 18 | 9 |
| Simple Assault | 153 | 137 | -10.5% | 3.0 | 90 | 97 |
| Intimidation | 2 | 0 | -100.0% | 0.0 | 0 | 0 |
| Kidnapping | 5 | 2 | -60.0% | 0.0 | 0 | 2 |
| Incest | 0 | 0 | | 0.0 | 0 | 0 |
| Statutory Rape | 0 | 0 | | 0.0 | 0 | 0 |
| Human Trafficking Offenses | 0 | 0 | | 0.0 | 0 | 0 |
| Violation of No Contact/Protect. | 74 | 73 | -1.4% | 1.6 | 25 | 45 |
| Robbery | 3 | 2 | -33.3% | 0.0 | 1 | 1 |
| Burglary | 126 | 77 | -38.9% | 1.7 | 21 | 9 |
| Larceny-Theft Offenses | 144 | 138 | -4.2% | 3.0 | 23 | 0 |
| Motor Vehicle Theft | 14 | 27 | 92.9% | 0.6 | 1 | 0 |
| Arson | 0 | 0 | | 0.0 | 0 | 0 |
| Destruction of Property | 29 | 16 | -44.8% | 0.3 | 7 | 10 |
| Counterfeiting/Forgery | 13 | 10 | -23.1% | 0.2 | 0 | 0 |
| Fraud Offenses | 49 | 71 | 44.9% | 1.5 | 4 | 0 |
| Embezzlement | 0 | 0 | | 0.0 | 0 | 0 |
| Extortion/Blackmail | 0 | 0 | | 0.0 | 0 | 0 |
| Bribery | 0 | 0 | | 0.0 | 0 | 0 |
| Stolen Property Offenses | 4 | 1 | -75.0% | 0.0 | 1 | 0 |
| Animal Cruelty | 0 | 0 | | 0.0 | 0 | 0 |
| Drug/Narcotic Violations | 36 | 78 | 116.7% | 1.7 | 61 | 0 |
| Drug Equipment Violations | 0 | 1 | | 0.0 | 0 | 0 |
| Gambling Offenses | 0 | 0 | | 0.0 | 0 | 0 |
| Pornography | 0 | 0 | | 0.0 | 0 | 0 |
| Prostitution Offenses | 1 | 4 | 300.0% | 0.1 | 2 | 0 |
| Weapon Law Violations | 19 | 28 | 47.4% | 0.6 | 8 | 0 |
| Grand Total | 724 | 704 | -2.8% | 15.2 | 268 | 177 |

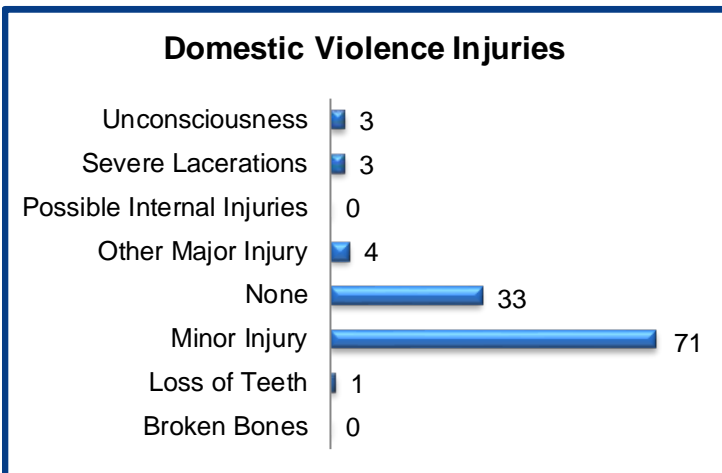
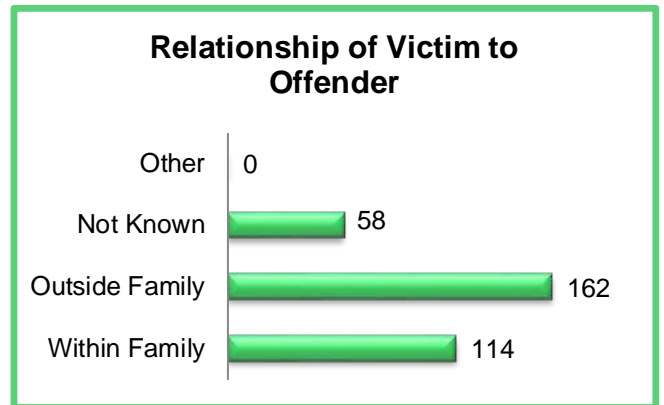
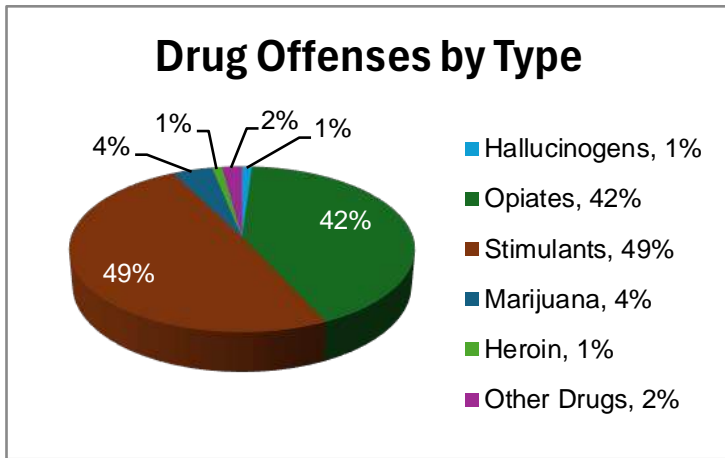
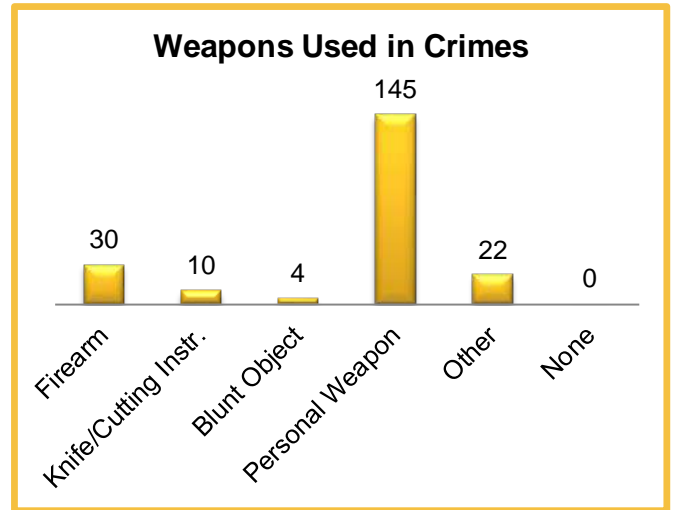
2024 Washington NIBRS Submission Agencies

Chelan SO

Continued

2024 Group B Arrests

| Offense | Adult | Juvenile |
|-----------------------|------------|-----------|
| Bad Checks | 0 | 0 |
| Curfew/Vagrancy | 0 | 0 |
| Disorderly Conduct | 0 | 0 |
| Drunkenness | 0 | 0 |
| DUI | 150 | 4 |
| Family Offenses | 0 | 0 |
| Liquor Law Violations | 7 | 6 |
| Peeping Tom | 0 | 0 |
| Trespass | 28 | 3 |
| All Other Offenses | 46 | 5 |
| Total | 231 | 18 |



2024 Property Values by Type

| Type | Value |
|----------------------|-------------|
| Seized | \$112 |
| Burned | \$0 |
| Counterfeited/Forged | \$3,070 |
| Destroyed/Damaged | \$16,373 |
| Recovered | \$174,864 |
| Stolen | \$1,252,076 |

2024 Washington NIBRS Submission Agencies

Wenatchee PD

Chelan County

Population: 36,040
Months Reported: 12

Offense Overview

Offense Total 2,566
of Cleared Offense 1,111
Percent Cleared 43.3%

Group A Arrest Overview

Arrest Total 876
Adult Arrest Total 761
Juvenile Arrest Total 115

| Group A Offenses | Reported 2023 | Reported 2024 | % of Change | Crime Rate per 1,000 | Total Arrests | DV Offense Totals |
|----------------------------------|---------------|---------------|--------------|----------------------|---------------|-------------------|
| Murder | 1 | 0 | -100.0% | 0.0 | 0 | 0 |
| Manslaughter | 0 | 0 | | 0.0 | 0 | 0 |
| Rape | 17 | 16 | -5.9% | 0.4 | 1 | 4 |
| Sodomy | 0 | 0 | | 0.0 | 0 | 0 |
| Sexual Assault w/Object | 0 | 0 | | 0.0 | 0 | 0 |
| Fondling | 22 | 12 | -45.5% | 0.3 | 2 | 3 |
| Aggravated Assault | 63 | 57 | -9.5% | 1.6 | 29 | 21 |
| Simple Assault | 441 | 392 | -11.1% | 10.9 | 244 | 183 |
| Intimidation | 34 | 45 | 32.4% | 1.2 | 14 | 23 |
| Kidnapping | 11 | 13 | 18.2% | 0.4 | 7 | 11 |
| Incest | 4 | 0 | -100.0% | 0.0 | 0 | 0 |
| Statutory Rape | 2 | 2 | 0.0% | 0.1 | 0 | 0 |
| Human Trafficking Offenses | 0 | 0 | | 0.0 | 0 | 0 |
| Violation of No Contact/Protect. | 141 | 113 | -19.9% | 3.1 | 47 | 93 |
| Robbery | 22 | 12 | -45.5% | 0.3 | 13 | 2 |
| Burglary | 154 | 166 | 7.8% | 4.6 | 65 | 18 |
| Larceny-Theft Offenses | 709 | 787 | 11.0% | 21.8 | 177 | 10 |
| Motor Vehicle Theft | 81 | 68 | -16.0% | 1.9 | 14 | 3 |
| Arson | 16 | 4 | -75.0% | 0.1 | 1 | 0 |
| Destruction of Property | 382 | 403 | 5.5% | 11.2 | 66 | 68 |
| Counterfeiting/Forgery | 29 | 26 | -10.3% | 0.7 | 1 | 0 |
| Fraud Offenses | 168 | 127 | -24.4% | 3.5 | 3 | 6 |
| Embezzlement | 7 | 3 | -57.1% | 0.1 | 1 | 0 |
| Extortion/Blackmail | 2 | 0 | -100.0% | 0.0 | 0 | 0 |
| Bribery | 0 | 0 | | 0.0 | 0 | 0 |
| Stolen Property Offenses | 50 | 56 | 12.0% | 1.6 | 35 | 2 |
| Animal Cruelty | 0 | 0 | | 0.0 | 0 | 0 |
| Drug/Narcotic Violations | 170 | 207 | 21.8% | 5.7 | 140 | 0 |
| Drug Equipment Violations | 4 | 2 | -50.0% | 0.1 | 0 | 0 |
| Gambling Offenses | 0 | 0 | | 0.0 | 0 | 0 |
| Pornography | 5 | 2 | -60.0% | 0.1 | 1 | 0 |
| Prostitution Offenses | 1 | 0 | -100.0% | 0.0 | 0 | 0 |
| Weapon Law Violations | 46 | 53 | 15.2% | 1.5 | 15 | 0 |
| Grand Total | 2,582 | 2,566 | -0.6% | 71.2 | 876 | 447 |

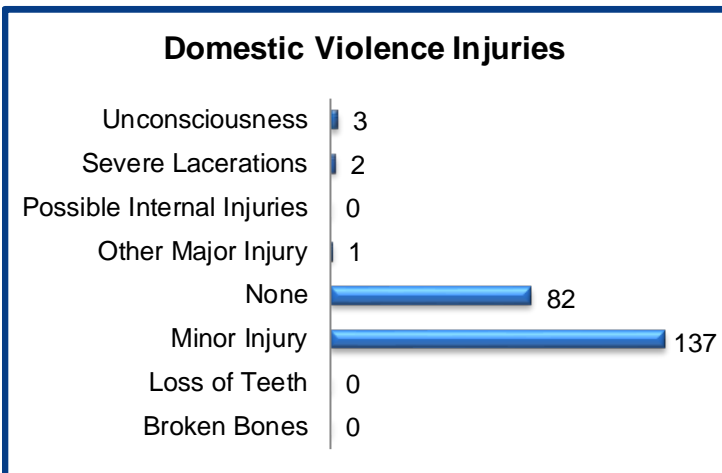
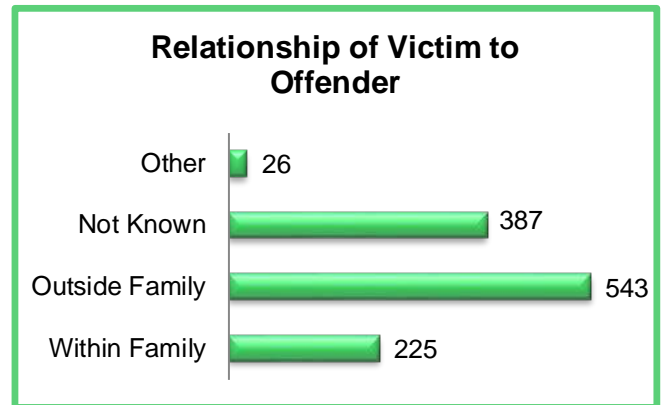
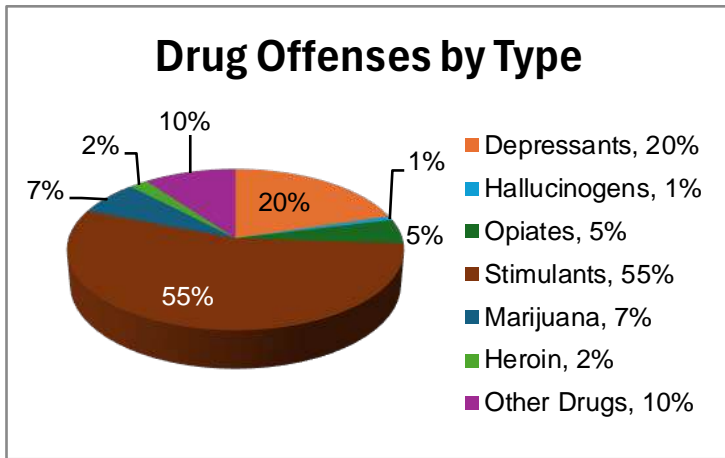
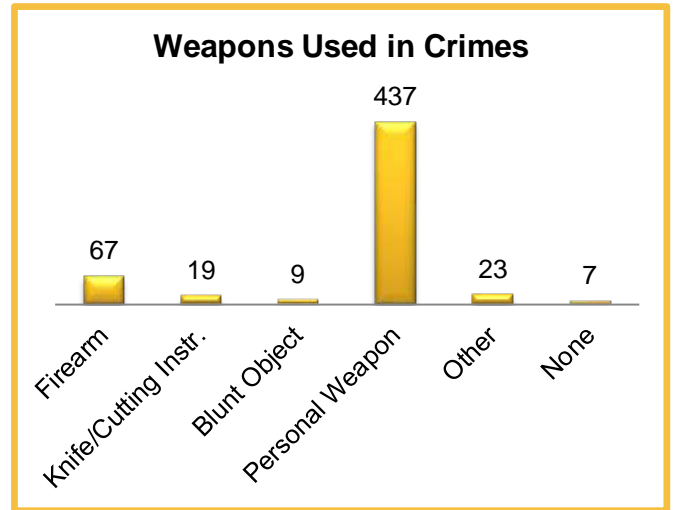
2024 Washington NIBRS Submission Agencies

Wenatchee PD

Continued

2024 Group B Arrests

| Offense | Adult | Juvenile |
|-----------------------|------------|-----------|
| Bad Checks | 0 | 0 |
| Curfew/Vagrancy | 0 | 0 |
| Disorderly Conduct | 15 | 0 |
| Drunkenness | 0 | 0 |
| DUI | 256 | 5 |
| Family Offenses | 0 | 0 |
| Liquor Law Violations | 12 | 5 |
| Peeping Tom | 0 | 0 |
| Trespass | 163 | 0 |
| All Other Offenses | 255 | 7 |
| Total | 701 | 17 |



2024 Property Values by Type

| Type | Value |
|----------------------|-------------|
| Seized | \$15 |
| Burned | \$100,400 |
| Counterfeited/Forged | \$13,705 |
| Destroyed/Damaged | \$1,075,860 |
| Recovered | \$517,554 |
| Stolen | \$2,076,272 |

2024 Washington NIBRS Submission Agencies

Clallam SO

Clallam County

Population: 46,320
Months Reported: 12

Offense Overview

Offense Total 1,097
of Cleared Offense 402
Percent Cleared 36.6%

Group A Arrest Overview

Arrest Total 324
Adult Arrest Total 298
Juvenile Arrest Total 26

| Group A Offenses | Reported 2023 | Reported 2024 | % of Change | Crime Rate per 1,000 | Total Arrests | DV Offense Totals |
|----------------------------------|---------------|---------------|--------------|----------------------|---------------|-------------------|
| Murder | 2 | 0 | -100.0% | 0.0 | 0 | 0 |
| Manslaughter | 0 | 0 | | 0.0 | 0 | 0 |
| Rape | 8 | 12 | 50.0% | 0.3 | 2 | 5 |
| Sodomy | 2 | 0 | -100.0% | 0.0 | 0 | 0 |
| Sexual Assault w/Object | 3 | 1 | -66.7% | 0.0 | 0 | 1 |
| Fondling | 22 | 15 | -31.8% | 0.3 | 2 | 3 |
| Aggravated Assault | 57 | 55 | -3.5% | 1.2 | 31 | 16 |
| Simple Assault | 160 | 196 | 22.5% | 4.2 | 106 | 98 |
| Intimidation | 30 | 41 | 36.7% | 0.9 | 7 | 10 |
| Kidnapping | 4 | 5 | 25.0% | 0.1 | 1 | 3 |
| Incest | 0 | 0 | | 0.0 | 0 | 0 |
| Statutory Rape | 0 | 0 | | 0.0 | 0 | 0 |
| Human Trafficking Offenses | 0 | 0 | | 0.0 | 0 | 0 |
| Violation of No Contact/Protect. | 78 | 75 | -3.8% | 1.6 | 34 | 49 |
| Robbery | 3 | 7 | 133.3% | 0.2 | 8 | 1 |
| Burglary | 60 | 79 | 31.7% | 1.7 | 10 | 4 |
| Larceny-Theft Offenses | 207 | 254 | 22.7% | 5.5 | 36 | 8 |
| Motor Vehicle Theft | 22 | 32 | 45.5% | 0.7 | 2 | 5 |
| Arson | 5 | 0 | -100.0% | 0.0 | 0 | 0 |
| Destruction of Property | 119 | 150 | 26.1% | 3.2 | 20 | 27 |
| Counterfeiting/Forgery | 31 | 21 | -32.3% | 0.5 | 0 | 0 |
| Fraud Offenses | 30 | 28 | -6.7% | 0.6 | 3 | 3 |
| Embezzlement | 0 | 1 | | 0.0 | 0 | 0 |
| Extortion/Blackmail | 1 | 3 | 200.0% | 0.1 | 0 | 1 |
| Bribery | 0 | 0 | | 0.0 | 0 | 0 |
| Stolen Property Offenses | 22 | 13 | -40.9% | 0.3 | 12 | 1 |
| Animal Cruelty | 2 | 9 | 350.0% | 0.2 | 2 | 0 |
| Drug/Narcotic Violations | 39 | 58 | 48.7% | 1.3 | 38 | 0 |
| Drug Equipment Violations | 3 | 2 | -33.3% | 0.0 | 0 | 0 |
| Gambling Offenses | 0 | 0 | | 0.0 | 0 | 0 |
| Pornography | 8 | 9 | 12.5% | 0.2 | 1 | 0 |
| Prostitution Offenses | 1 | 0 | -100.0% | 0.0 | 0 | 0 |
| Weapon Law Violations | 28 | 31 | 10.7% | 0.7 | 9 | 0 |
| Grand Total | 947 | 1,097 | 15.8% | 23.7 | 324 | 235 |

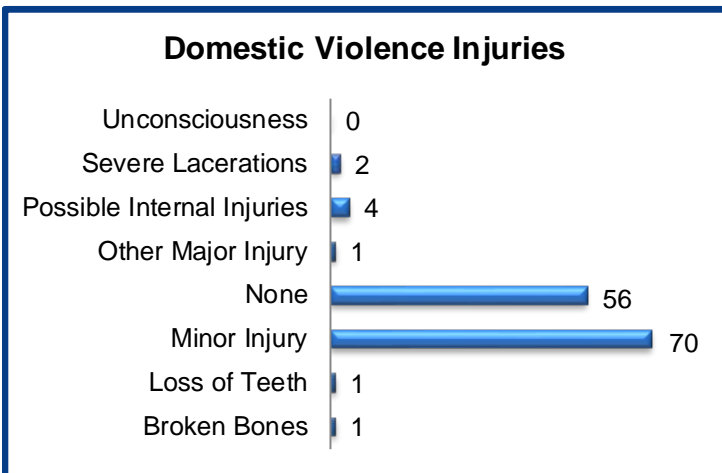
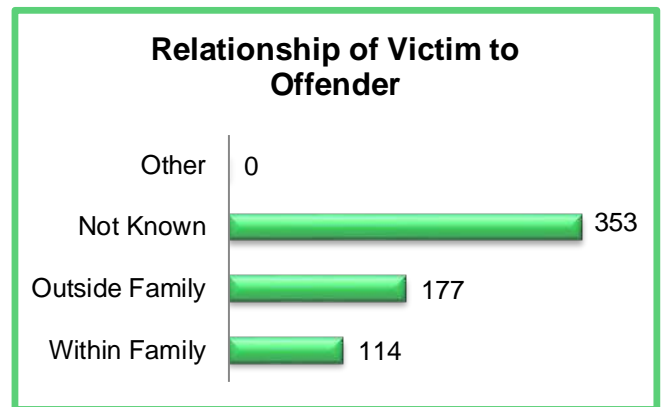
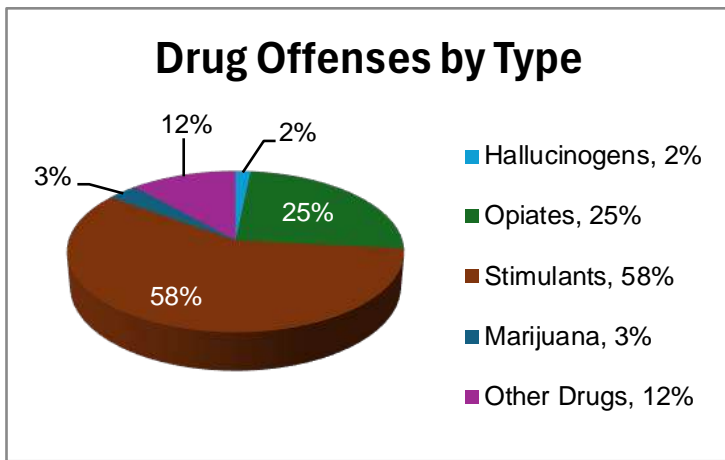
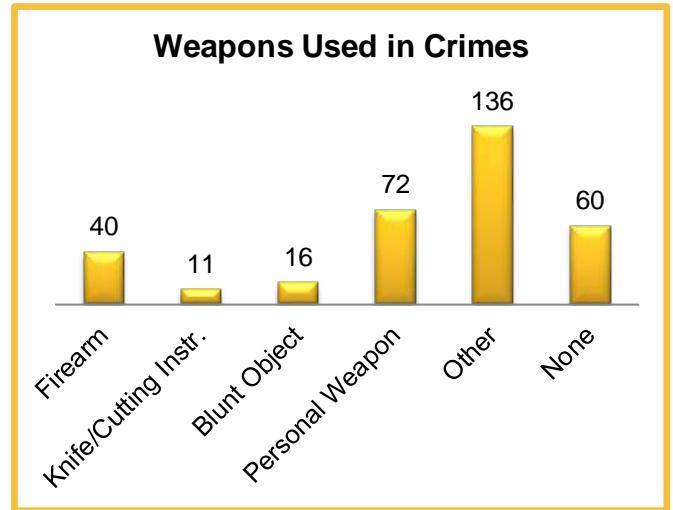
2024 Washington NIBRS Submission Agencies

Clallam SO

Continued

2024 Group B Arrests

| Offense | Adult | Juvenile |
|-----------------------|------------|----------|
| Bad Checks | 0 | 0 |
| Curfew/Vagrancy | 0 | 0 |
| Disorderly Conduct | 3 | 0 |
| Drunkenness | 0 | 0 |
| DUI | 50 | 0 |
| Family Offenses | 0 | 0 |
| Liquor Law Violations | 0 | 0 |
| Peeping Tom | 0 | 0 |
| Trespass | 27 | 0 |
| All Other Offenses | 26 | 1 |
| Total | 106 | 1 |



2024 Property Values by Type

| Type | Value |
|----------------------|-------------|
| Seized | \$105 |
| Burned | \$0 |
| Counterfeited/Forged | \$27,951 |
| Destroyed/Damaged | \$283,859 |
| Recovered | \$475,264 |
| Stolen | \$1,437,743 |

2024 Washington NIBRS Submission Agencies

Port Angeles PD

Clallam County

Population: 20,410
Months Reported: 12

Offense Overview

Offense Total 1,595
of Cleared Offense 699
Percent Cleared 43.8%

Group A Arrest Overview

Arrest Total 494
Adult Arrest Total 410
Juvenile Arrest Total 84

| Group A Offenses | Reported 2023 | Reported 2024 | % of Change | Crime Rate per 1,000 | Total Arrests | DV Offense Totals |
|----------------------------------|---------------|---------------|--------------|----------------------|---------------|-------------------|
| Murder | 0 | 2 | | 0.1 | 1 | 1 |
| Manslaughter | 0 | 1 | | 0.0 | 0 | 0 |
| Rape | 26 | 18 | -30.8% | 0.9 | 2 | 5 |
| Sodomy | 0 | 2 | | 0.1 | 0 | 0 |
| Sexual Assault w/Object | 3 | 3 | 0.0% | 0.1 | 0 | 1 |
| Fondling | 7 | 8 | 14.3% | 0.4 | 0 | 3 |
| Aggravated Assault | 77 | 82 | 6.5% | 4.0 | 49 | 30 |
| Simple Assault | 208 | 274 | 31.7% | 13.4 | 138 | 130 |
| Intimidation | 69 | 67 | -2.9% | 3.3 | 18 | 6 |
| Kidnapping | 6 | 9 | 50.0% | 0.4 | 5 | 8 |
| Incest | 1 | 0 | -100.0% | 0.0 | 0 | 0 |
| Statutory Rape | 6 | 1 | -83.3% | 0.0 | 0 | 0 |
| Human Trafficking Offenses | 0 | 1 | | 0.0 | 0 | 0 |
| Violation of No Contact/Protect. | 66 | 93 | 40.9% | 4.6 | 41 | 62 |
| Robbery | 12 | 10 | -16.7% | 0.5 | 8 | 2 |
| Burglary | 89 | 105 | 18.0% | 5.1 | 35 | 3 |
| Larceny-Theft Offenses | 430 | 366 | -14.9% | 17.9 | 61 | 7 |
| Motor Vehicle Theft | 43 | 50 | 16.3% | 2.4 | 2 | 3 |
| Arson | 10 | 1 | -90.0% | 0.0 | 0 | 0 |
| Destruction of Property | 241 | 294 | 22.0% | 14.4 | 51 | 51 |
| Counterfeiting/Forgery | 22 | 9 | -59.1% | 0.4 | 4 | 0 |
| Fraud Offenses | 30 | 45 | 50.0% | 2.2 | 8 | 1 |
| Embezzlement | 0 | 2 | | 0.1 | 0 | 0 |
| Extortion/Blackmail | 2 | 2 | 0.0% | 0.1 | 0 | 0 |
| Bribery | 0 | 0 | | 0.0 | 0 | 0 |
| Stolen Property Offenses | 21 | 21 | 0.0% | 1.0 | 9 | 1 |
| Animal Cruelty | 0 | 2 | | 0.1 | 0 | 0 |
| Drug/Narcotic Violations | 34 | 94 | 176.5% | 4.6 | 51 | 0 |
| Drug Equipment Violations | 1 | 1 | 0.0% | 0.0 | 0 | 0 |
| Gambling Offenses | 0 | 0 | | 0.0 | 0 | 0 |
| Pornography | 2 | 6 | 200.0% | 0.3 | 4 | 0 |
| Prostitution Offenses | 1 | 0 | -100.0% | 0.0 | 0 | 0 |
| Weapon Law Violations | 19 | 26 | 36.8% | 1.3 | 7 | 0 |
| Grand Total | 1,426 | 1,595 | 11.9% | 78.1 | 494 | 314 |

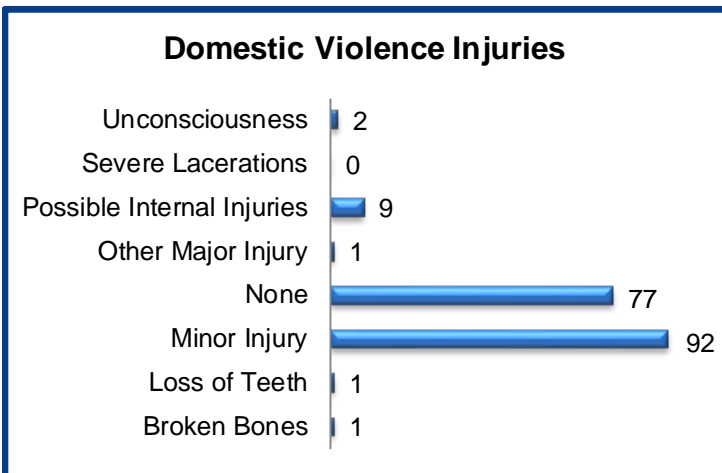
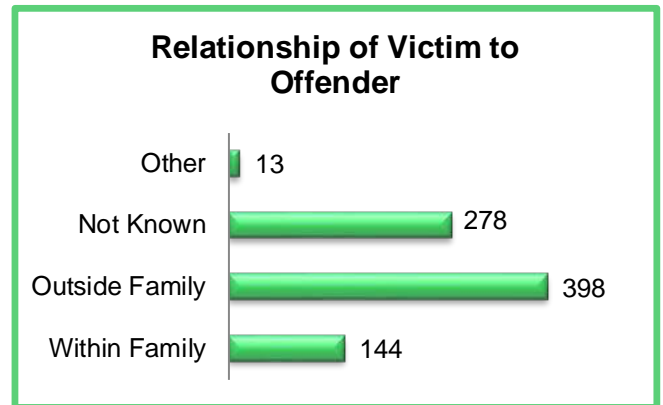
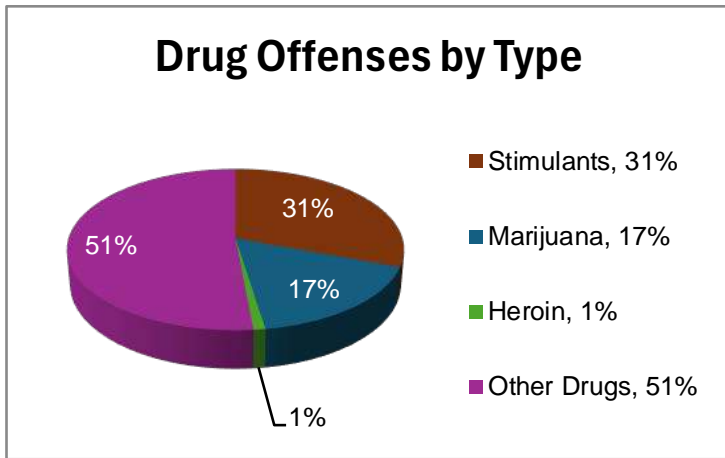
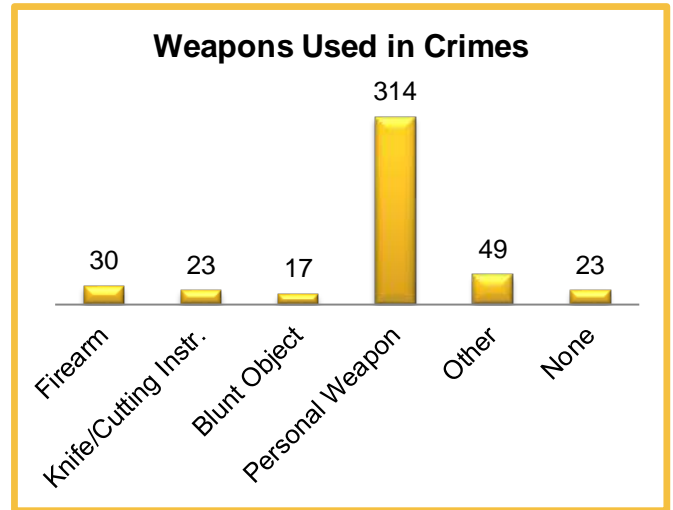
2024 Washington NIBRS Submission Agencies

Port Angeles PD

Continued

2024 Group B Arrests

| Offense | Adult | Juvenile |
|-----------------------|------------|-----------|
| Bad Checks | 0 | 0 |
| Curfew/Vagrancy | 0 | 0 |
| Disorderly Conduct | 5 | 1 |
| Drunkenness | 0 | 0 |
| DUI | 60 | 0 |
| Family Offenses | 0 | 0 |
| Liquor Law Violations | 3 | 12 |
| Peeping Tom | 0 | 0 |
| Trespass | 55 | 1 |
| All Other Offenses | 50 | 11 |
| Total | 173 | 25 |



2024 Property Values by Type

| Type | Value |
|----------------------|-----------|
| Seized | \$6 |
| Burned | \$2 |
| Counterfeited/Forged | \$15,938 |
| Destroyed/Damaged | \$450,256 |
| Recovered | \$278,332 |
| Stolen | \$801,384 |

2024 Washington NIBRS Submission Agencies

Sequim PD

Clallam County

Population: 8,405
Months Reported: 12

Offense Overview

Offense Total 415
of Cleared Offense 194
Percent Cleared 46.7%

Group A Arrest Overview

Arrest Total 184
Adult Arrest Total 154
Juvenile Arrest Total 30

| Group A Offenses | Reported 2023 | Reported 2024 | % of Change | Crime Rate per 1,000 | Total Arrests | DV Offense Totals |
|----------------------------------|---------------|---------------|--------------|----------------------|---------------|-------------------|
| Murder | 0 | 0 | | 0.0 | 0 | 0 |
| Manslaughter | 0 | 0 | | 0.0 | 0 | 0 |
| Rape | 11 | 6 | -45.5% | 0.7 | 1 | 4 |
| Sodomy | 0 | 0 | | 0.0 | 0 | 0 |
| Sexual Assault w/Object | 1 | 0 | -100.0% | 0.0 | 0 | 0 |
| Fondling | 3 | 3 | 0.0% | 0.4 | 2 | 1 |
| Aggravated Assault | 20 | 6 | -70.0% | 0.7 | 5 | 2 |
| Simple Assault | 57 | 54 | -5.3% | 6.4 | 29 | 18 |
| Intimidation | 6 | 6 | 0.0% | 0.7 | 2 | 0 |
| Kidnapping | 0 | 1 | | 0.1 | 2 | 0 |
| Incest | 0 | 0 | | 0.0 | 0 | 0 |
| Statutory Rape | 2 | 2 | 0.0% | 0.2 | 1 | 1 |
| Human Trafficking Offenses | 0 | 0 | | 0.0 | 0 | 0 |
| Violation of No Contact/Protect. | 19 | 23 | 21.1% | 2.7 | 12 | 20 |
| Robbery | 4 | 2 | -50.0% | 0.2 | 1 | 1 |
| Burglary | 20 | 19 | -5.0% | 2.3 | 8 | 1 |
| Larceny-Theft Offenses | 140 | 157 | 12.1% | 18.7 | 86 | 1 |
| Motor Vehicle Theft | 14 | 7 | -50.0% | 0.8 | 1 | 0 |
| Arson | 1 | 0 | -100.0% | 0.0 | 0 | 0 |
| Destruction of Property | 70 | 80 | 14.3% | 9.5 | 17 | 12 |
| Counterfeiting/Forgery | 10 | 10 | 0.0% | 1.2 | 4 | 0 |
| Fraud Offenses | 6 | 7 | 16.7% | 0.8 | 1 | 0 |
| Embezzlement | 0 | 0 | | 0.0 | 0 | 0 |
| Extortion/Blackmail | 1 | 0 | -100.0% | 0.0 | 0 | 0 |
| Bribery | 0 | 0 | | 0.0 | 0 | 0 |
| Stolen Property Offenses | 3 | 2 | -33.3% | 0.2 | 2 | 0 |
| Animal Cruelty | 1 | 0 | -100.0% | 0.0 | 0 | 0 |
| Drug/Narcotic Violations | 34 | 17 | -50.0% | 2.0 | 9 | 0 |
| Drug Equipment Violations | 0 | 0 | | 0.0 | 0 | 0 |
| Gambling Offenses | 0 | 0 | | 0.0 | 0 | 0 |
| Pornography | 2 | 2 | 0.0% | 0.2 | 0 | 0 |
| Prostitution Offenses | 0 | 0 | | 0.0 | 0 | 0 |
| Weapon Law Violations | 31 | 11 | -64.5% | 1.3 | 1 | 0 |
| Grand Total | 456 | 415 | -9.0% | 49.4 | 184 | 61 |

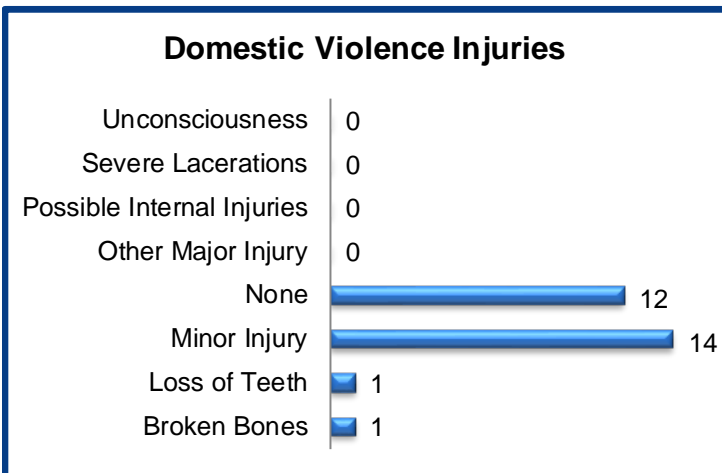
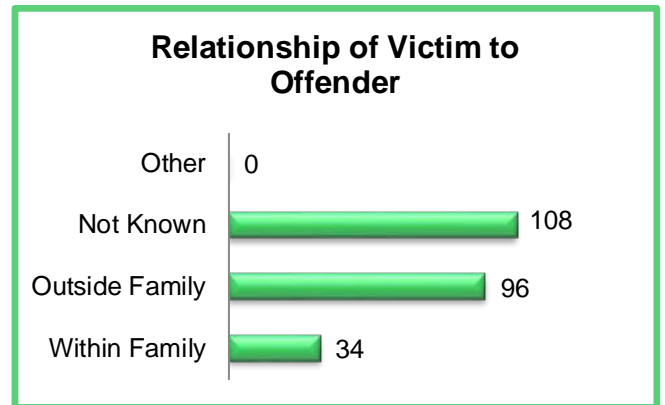
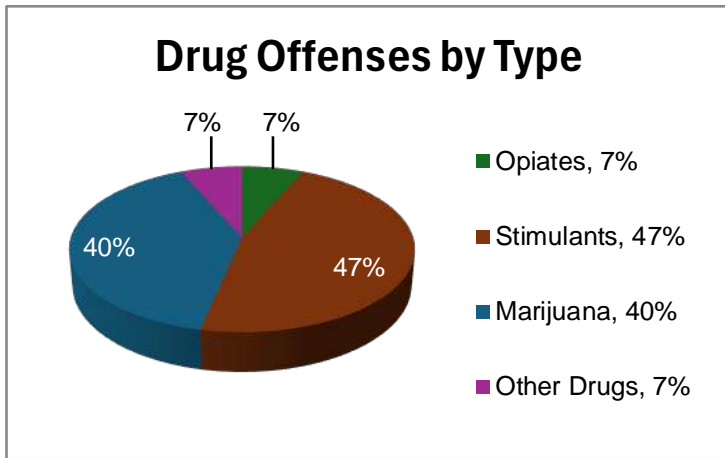
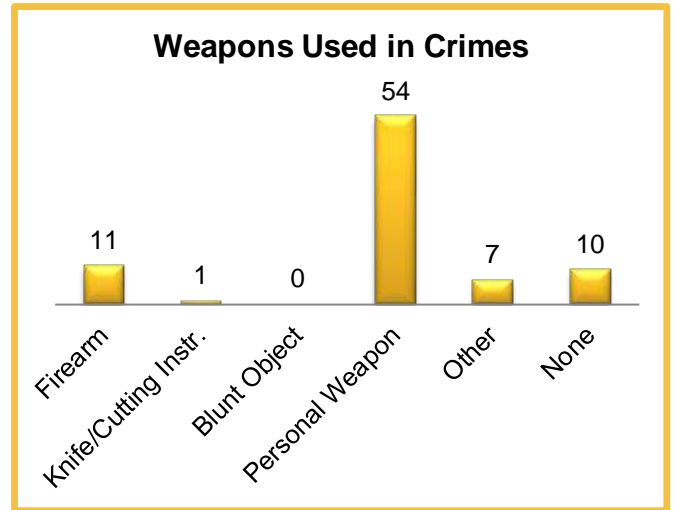
2024 Washington NIBRS Submission Agencies

Sequim PD

Continued

2024 Group B Arrests

| Offense | Adult | Juvenile |
|-----------------------|-----------|----------|
| Bad Checks | 1 | 0 |
| Curfew/Vagrancy | 0 | 0 |
| Disorderly Conduct | 3 | 0 |
| Drunkenness | 0 | 0 |
| DUI | 9 | 0 |
| Family Offenses | 1 | 0 |
| Liquor Law Violations | 3 | 9 |
| Peeping Tom | 0 | 0 |
| Trespass | 9 | 0 |
| All Other Offenses | 5 | 0 |
| Total | 31 | 9 |



2024 Property Values by Type

| Type | Value |
|----------------------|-----------|
| Seized | \$20 |
| Burned | \$0 |
| Counterfeited/Forged | \$7,732 |
| Destroyed/Damaged | \$74,647 |
| Recovered | \$49,252 |
| Stolen | \$319,623 |

2024 Washington NIBRS Submission Agencies

Clark SO

Clark County

Population: 245,500
Months Reported: 12

Offense Overview

Offense Total 5,896
of Cleared Offense 1,448
Percent Cleared 24.6%

Group A Arrest Overview

Arrest Total 1,060
Adult Arrest Total 946
Juvenile Arrest Total 114

| Group A Offenses | Reported 2023 | Reported 2024 | % of Change | Crime Rate per 1,000 | Total Arrests | DV Offense Totals |
|----------------------------------|---------------|---------------|---------------|----------------------|---------------|-------------------|
| Murder | 11 | 5 | -54.5% | 0.0 | 6 | 4 |
| Manslaughter | 4 | 1 | -75.0% | 0.0 | 0 | 0 |
| Rape | 77 | 79 | 2.6% | 0.3 | 2 | 18 |
| Sodomy | 8 | 9 | 12.5% | 0.0 | 0 | 2 |
| Sexual Assault w/Object | 0 | 0 | | 0.0 | 0 | 0 |
| Fondling | 48 | 63 | 31.3% | 0.3 | 2 | 25 |
| Aggravated Assault | 211 | 248 | 17.5% | 1.0 | 88 | 102 |
| Simple Assault | 747 | 798 | 6.8% | 3.3 | 323 | 551 |
| Intimidation | 187 | 231 | 23.5% | 0.9 | 34 | 79 |
| Kidnapping | 34 | 26 | -23.5% | 0.1 | 5 | 14 |
| Incest | 2 | 0 | -100.0% | 0.0 | 0 | 0 |
| Statutory Rape | 0 | 1 | | 0.0 | 0 | 0 |
| Human Trafficking Offenses | 1 | 1 | 0.0% | 0.0 | 0 | 0 |
| Violation of No Contact/Protect. | 462 | 424 | -8.2% | 1.7 | 128 | 342 |
| Robbery | 43 | 48 | 11.6% | 0.2 | 25 | 7 |
| Burglary | 492 | 347 | -29.5% | 1.4 | 90 | 26 |
| Larceny-Theft Offenses | 2,344 | 1,759 | -25.0% | 7.2 | 183 | 39 |
| Motor Vehicle Theft | 730 | 411 | -43.7% | 1.7 | 25 | 17 |
| Arson | 15 | 10 | -33.3% | 0.0 | 2 | 0 |
| Destruction of Property | 1,121 | 739 | -34.1% | 3.0 | 54 | 116 |
| Counterfeiting/Forgery | 74 | 51 | -31.1% | 0.2 | 3 | 4 |
| Fraud Offenses | 395 | 357 | -9.6% | 1.5 | 16 | 6 |
| Embezzlement | 0 | 0 | | 0.0 | 0 | 0 |
| Extortion/Blackmail | 8 | 6 | -25.0% | 0.0 | 0 | 0 |
| Bribery | 0 | 0 | | 0.0 | 0 | 0 |
| Stolen Property Offenses | 173 | 94 | -45.7% | 0.4 | 45 | 2 |
| Animal Cruelty | 10 | 2 | -80.0% | 0.0 | 0 | 0 |
| Drug/Narcotic Violations | 84 | 75 | -10.7% | 0.3 | 12 | 0 |
| Drug Equipment Violations | 12 | 19 | 58.3% | 0.1 | 0 | 0 |
| Gambling Offenses | 0 | 0 | | 0.0 | 0 | 0 |
| Pornography | 6 | 13 | 116.7% | 0.1 | 1 | 0 |
| Prostitution Offenses | 1 | 2 | 100.0% | 0.0 | 0 | 0 |
| Weapon Law Violations | 62 | 77 | 24.2% | 0.3 | 16 | 0 |
| Grand Total | 7,362 | 5,896 | -19.9% | 24.0 | 1,060 | 1,354 |

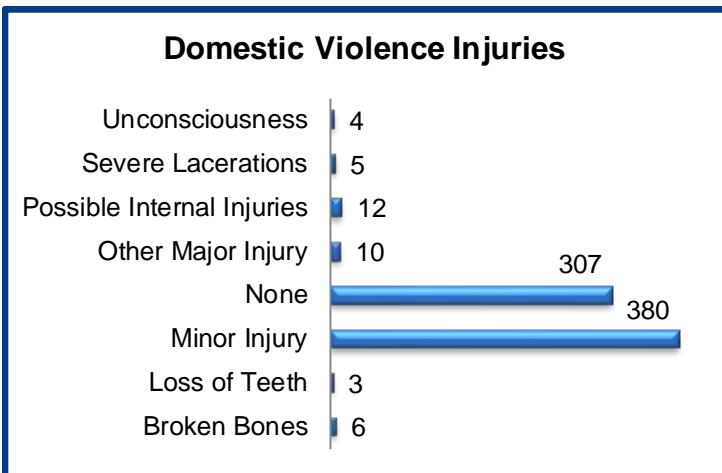
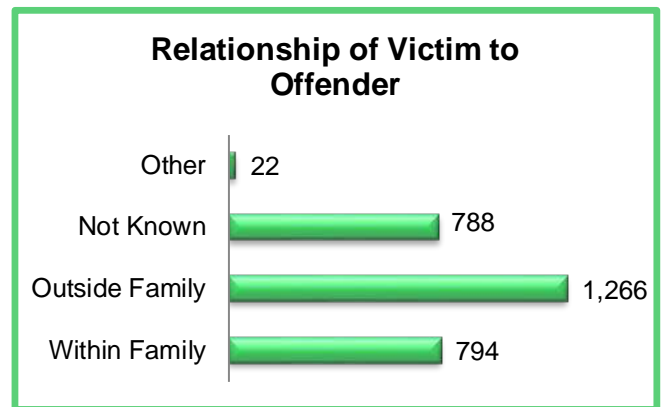
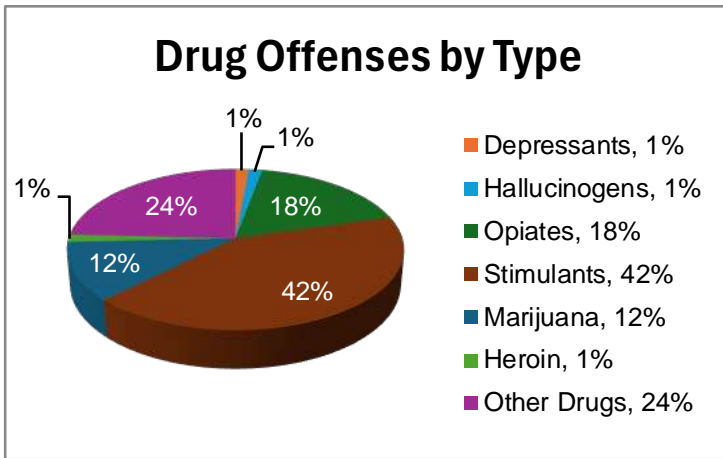
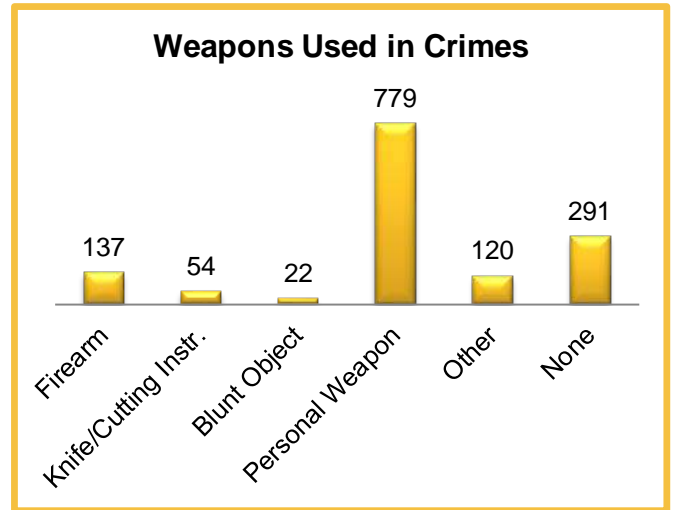
2024 Washington NIBRS Submission Agencies

Clark SO

Continued

2024 Group B Arrests

| Offense | Adult | Juvenile |
|-----------------------|--------------|-----------|
| Bad Checks | 1 | 0 |
| Curfew/Vagrancy | 0 | 0 |
| Disorderly Conduct | 11 | 0 |
| Drunkenness | 0 | 0 |
| DUI | 121 | 0 |
| Family Offenses | 0 | 1 |
| Liquor Law Violations | 1 | 0 |
| Peeping Tom | 2 | 0 |
| Trespass | 43 | 0 |
| All Other Offenses | 935 | 32 |
| Total | 1,114 | 33 |



2024 Property Values by Type

| Type | Value |
|----------------------|--------------|
| Seized | \$4 |
| Burned | \$368,400 |
| Counterfeited/Forged | \$549,427 |
| Destroyed/Damaged | \$1,148,770 |
| Recovered | \$3,907,372 |
| Stolen | \$14,959,046 |

2024 Washington NIBRS Submission Agencies

Battle Ground PD

Clark County

Population: 22,470
Months Reported: 12

Offense Overview

Offense Total 616
of Cleared Offense 280
Percent Cleared 45.5%

Group A Arrest Overview

Arrest Total 221
Adult Arrest Total 191
Juvenile Arrest Total 30

| Group A Offenses | Reported 2023 | Reported 2024 | % of Change | Crime Rate per 1,000 | Total Arrests | DV Offense Totals |
|----------------------------------|---------------|---------------|--------------|----------------------|---------------|-------------------|
| Murder | 0 | 0 | | 0.0 | 0 | 0 |
| Manslaughter | 1 | 0 | -100.0% | 0.0 | 0 | 0 |
| Rape | 5 | 10 | 100.0% | 0.4 | 3 | 5 |
| Sodomy | 0 | 0 | | 0.0 | 0 | 0 |
| Sexual Assault w/Object | 0 | 0 | | 0.0 | 0 | 0 |
| Fondling | 5 | 5 | 0.0% | 0.2 | 1 | 2 |
| Aggravated Assault | 16 | 9 | -43.8% | 0.4 | 4 | 3 |
| Simple Assault | 92 | 90 | -2.2% | 4.0 | 62 | 50 |
| Intimidation | 15 | 44 | 193.3% | 2.0 | 10 | 10 |
| Kidnapping | 3 | 1 | -66.7% | 0.0 | 0 | 0 |
| Incest | 1 | 0 | -100.0% | 0.0 | 0 | 0 |
| Statutory Rape | 0 | 1 | | 0.0 | 0 | 0 |
| Human Trafficking Offenses | 0 | 0 | | 0.0 | 0 | 0 |
| Violation of No Contact/Protect. | 21 | 37 | 76.2% | 1.6 | 23 | 27 |
| Robbery | 3 | 3 | 0.0% | 0.1 | 1 | 0 |
| Burglary | 35 | 22 | -37.1% | 1.0 | 9 | 3 |
| Larceny-Theft Offenses | 249 | 208 | -16.5% | 9.3 | 52 | 1 |
| Motor Vehicle Theft | 57 | 20 | -64.9% | 0.9 | 4 | 3 |
| Arson | 1 | 1 | 0.0% | 0.0 | 1 | 1 |
| Destruction of Property | 110 | 74 | -32.7% | 3.3 | 15 | 12 |
| Counterfeiting/Forgery | 4 | 11 | 175.0% | 0.5 | 4 | 0 |
| Fraud Offenses | 35 | 28 | -20.0% | 1.2 | 1 | 1 |
| Embezzlement | 0 | 0 | | 0.0 | 0 | 0 |
| Extortion/Blackmail | 2 | 0 | -100.0% | 0.0 | 0 | 0 |
| Bribery | 0 | 0 | | 0.0 | 0 | 0 |
| Stolen Property Offenses | 4 | 4 | 0.0% | 0.2 | 6 | 0 |
| Animal Cruelty | 0 | 2 | | 0.1 | 1 | 0 |
| Drug/Narcotic Violations | 2 | 26 | 1200.0% | 1.2 | 20 | 0 |
| Drug Equipment Violations | 0 | 9 | | 0.4 | 0 | 0 |
| Gambling Offenses | 0 | 0 | | 0.0 | 0 | 0 |
| Pornography | 0 | 1 | | 0.0 | 0 | 0 |
| Prostitution Offenses | 1 | 0 | -100.0% | 0.0 | 0 | 0 |
| Weapon Law Violations | 6 | 10 | 66.7% | 0.4 | 4 | 0 |
| Grand Total | 668 | 616 | -7.8% | 27.4 | 221 | 118 |

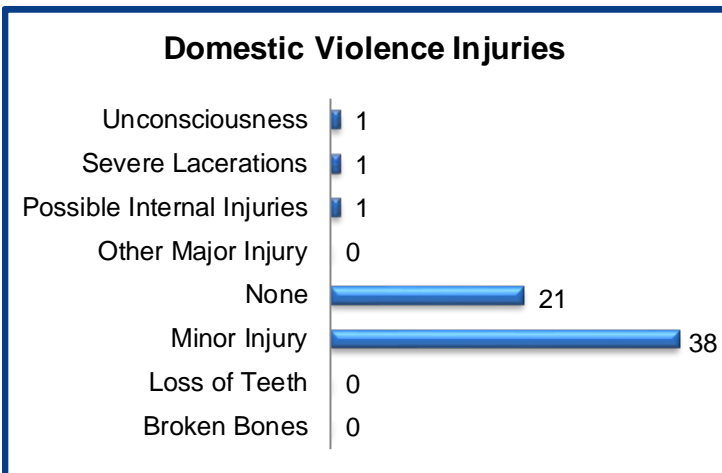
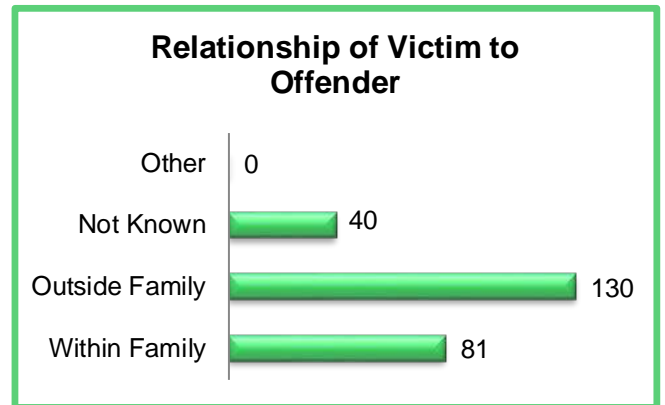
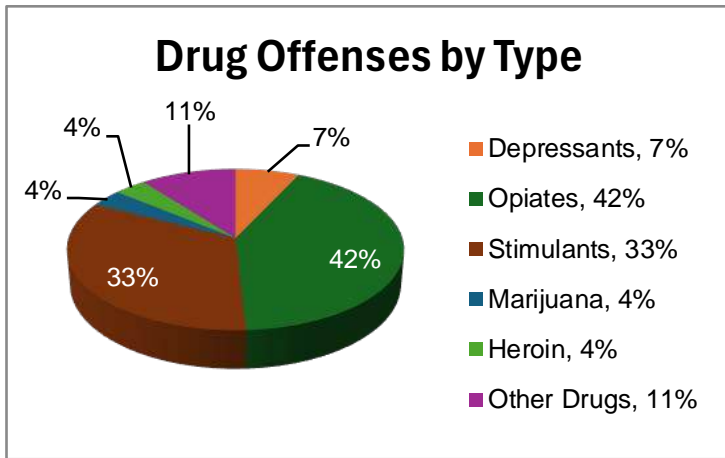
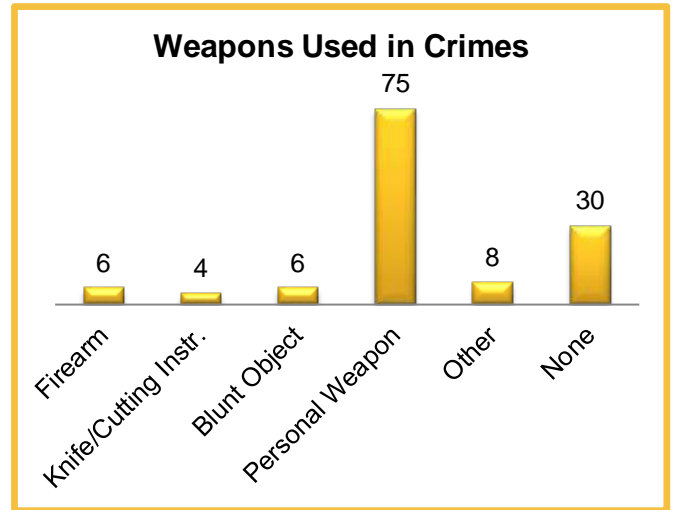
2024 Washington NIBRS Submission Agencies

Battle Ground PD

Continued

2024 Group B Arrests

| Offense | Adult | Juvenile |
|-----------------------|------------|-----------|
| Bad Checks | 0 | 0 |
| Curfew/Vagrancy | 0 | 0 |
| Disorderly Conduct | 4 | 0 |
| Drunkenness | 0 | 0 |
| DUI | 32 | 0 |
| Family Offenses | 2 | 0 |
| Liquor Law Violations | 0 | 1 |
| Peeping Tom | 0 | 0 |
| Trespass | 10 | 3 |
| All Other Offenses | 400 | 33 |
| Total | 448 | 37 |



2024 Property Values by Type

| Type | Value |
|----------------------|-------------|
| Seized | \$757 |
| Burned | \$5,000 |
| Counterfeited/Forged | \$6,891 |
| Destroyed/Damaged | \$98,131 |
| Recovered | \$90,464 |
| Stolen | \$2,632,239 |

2024 Washington NIBRS Submission Agencies

Camas PD

Clark County

Population: 27,660
Months Reported: 12

Offense Overview

Offense Total 554
of Cleared Offense 155
Percent Cleared 28.0%

Group A Arrest Overview

Arrest Total 130
Adult Arrest Total 105
Juvenile Arrest Total 25

| Group A Offenses | Reported 2023 | Reported 2024 | % of Change | Crime Rate per 1,000 | Total Arrests | DV Offense Totals |
|----------------------------------|---------------|---------------|---------------|----------------------|---------------|-------------------|
| Murder | 0 | 0 | | 0.0 | 0 | 0 |
| Manslaughter | 0 | 0 | | 0.0 | 0 | 0 |
| Rape | 1 | 6 | 500.0% | 0.2 | 0 | 1 |
| Sodomy | 0 | 0 | | 0.0 | 0 | 0 |
| Sexual Assault w/Object | 0 | 0 | | 0.0 | 0 | 0 |
| Fondling | 0 | 2 | | 0.1 | 0 | 1 |
| Aggravated Assault | 4 | 6 | 50.0% | 0.2 | 2 | 3 |
| Simple Assault | 68 | 93 | 36.8% | 3.4 | 45 | 68 |
| Intimidation | 10 | 27 | 170.0% | 1.0 | 3 | 5 |
| Kidnapping | 1 | 1 | 0.0% | 0.0 | 0 | 1 |
| Incest | 0 | 0 | | 0.0 | 0 | 0 |
| Statutory Rape | 0 | 0 | | 0.0 | 0 | 0 |
| Human Trafficking Offenses | 0 | 0 | | 0.0 | 0 | 0 |
| Violation of No Contact/Protect. | 17 | 39 | 129.4% | 1.4 | 17 | 35 |
| Robbery | 2 | 2 | 0.0% | 0.1 | 1 | 0 |
| Burglary | 38 | 22 | -42.1% | 0.8 | 0 | 0 |
| Larceny-Theft Offenses | 261 | 172 | -34.1% | 6.2 | 36 | 1 |
| Motor Vehicle Theft | 36 | 25 | -30.6% | 0.9 | 2 | 1 |
| Arson | 5 | 1 | -80.0% | 0.0 | 0 | 0 |
| Destruction of Property | 135 | 99 | -26.7% | 3.6 | 17 | 24 |
| Counterfeiting/Forgery | 0 | 4 | | 0.1 | 1 | 0 |
| Fraud Offenses | 46 | 36 | -21.7% | 1.3 | 0 | 0 |
| Embezzlement | 1 | 0 | -100.0% | 0.0 | 0 | 0 |
| Extortion/Blackmail | 2 | 4 | 100.0% | 0.1 | 0 | 0 |
| Bribery | 0 | 0 | | 0.0 | 0 | 0 |
| Stolen Property Offenses | 3 | 1 | -66.7% | 0.0 | 1 | 0 |
| Animal Cruelty | 3 | 1 | -66.7% | 0.0 | 0 | 0 |
| Drug/Narcotic Violations | 3 | 8 | 166.7% | 0.3 | 3 | 0 |
| Drug Equipment Violations | 0 | 0 | | 0.0 | 0 | 0 |
| Gambling Offenses | 0 | 0 | | 0.0 | 0 | 0 |
| Pornography | 0 | 0 | | 0.0 | 0 | 0 |
| Prostitution Offenses | 0 | 0 | | 0.0 | 0 | 0 |
| Weapon Law Violations | 3 | 5 | 66.7% | 0.2 | 2 | 0 |
| Grand Total | 639 | 554 | -13.3% | 20.0 | 130 | 140 |

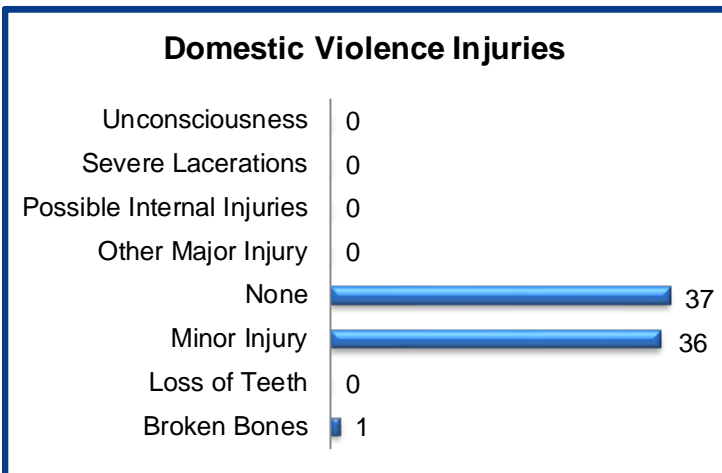
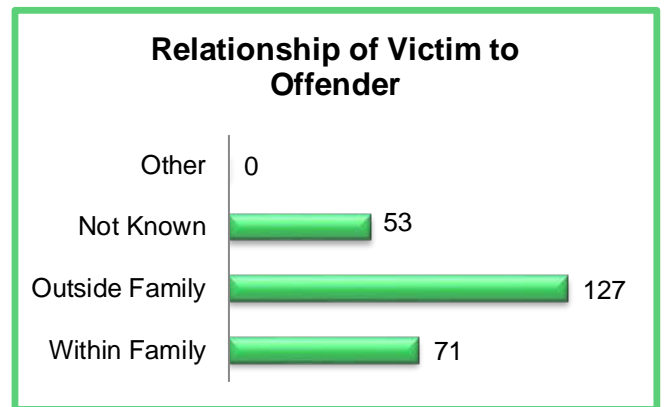
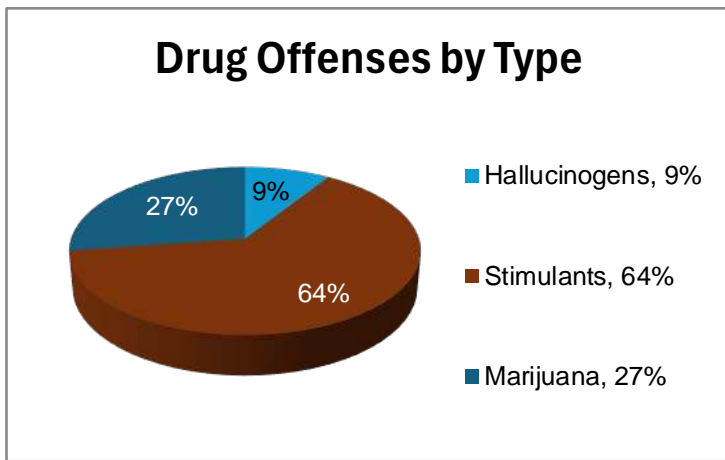
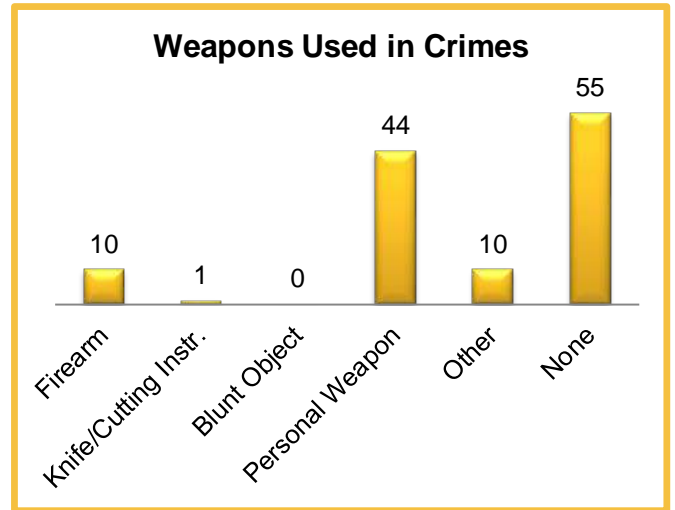
2024 Washington NIBRS Submission Agencies

Camas PD

Continued

2024 Group B Arrests

| Offense | Adult | Juvenile |
|-----------------------|------------|-----------|
| Bad Checks | 0 | 0 |
| Curfew/Vagrancy | 0 | 0 |
| Disorderly Conduct | 2 | 1 |
| Drunkenness | 1 | 0 |
| DUI | 37 | 0 |
| Family Offenses | 0 | 0 |
| Liquor Law Violations | 4 | 4 |
| Peeping Tom | 0 | 0 |
| Trespass | 1 | 1 |
| All Other Offenses | 76 | 10 |
| Total | 121 | 16 |



2024 Property Values by Type

| Type | Value |
|----------------------|-------------|
| Seized | \$0 |
| Burned | \$3,000 |
| Counterfeited/Forged | \$150 |
| Destroyed/Damaged | \$57,340 |
| Recovered | \$196,252 |
| Stolen | \$2,181,824 |

2024 Washington NIBRS Submission Agencies

La Center PD

Clark County

Population: 4,045
Months Reported: 12

Offense Overview

Offense Total 108
of Cleared Offense 38
Percent Cleared 35.2%

Group A Arrest Overview

Arrest Total 27
Adult Arrest Total 22
Juvenile Arrest Total 5

| Group A Offenses | Reported 2023 | Reported 2024 | % of Change | Crime Rate per 1,000 | Total Arrests | DV Offense Totals |
|----------------------------------|---------------|---------------|---------------|----------------------|---------------|-------------------|
| Murder | 0 | 0 | | 0.0 | 0 | 0 |
| Manslaughter | 0 | 0 | | 0.0 | 0 | 0 |
| Rape | 1 | 1 | 0.0% | 0.2 | 0 | 0 |
| Sodomy | 0 | 0 | | 0.0 | 0 | 0 |
| Sexual Assault w/Object | 0 | 0 | | 0.0 | 0 | 0 |
| Fondling | 3 | 2 | -33.3% | 0.5 | 0 | 0 |
| Aggravated Assault | 1 | 3 | 200.0% | 0.7 | 3 | 3 |
| Simple Assault | 12 | 26 | 116.7% | 6.4 | 14 | 20 |
| Intimidation | 6 | 8 | 33.3% | 2.0 | 1 | 1 |
| Kidnapping | 1 | 1 | 0.0% | 0.2 | 1 | 1 |
| Incest | 0 | 0 | | 0.0 | 0 | 0 |
| Statutory Rape | 0 | 0 | | 0.0 | 0 | 0 |
| Human Trafficking Offenses | 0 | 0 | | 0.0 | 0 | 0 |
| Violation of No Contact/Protect. | 5 | 10 | 100.0% | 2.5 | 5 | 8 |
| Robbery | 1 | 0 | -100.0% | 0.0 | 0 | 0 |
| Burglary | 10 | 3 | -70.0% | 0.7 | 1 | 1 |
| Larceny-Theft Offenses | 32 | 25 | -21.9% | 6.2 | 1 | 3 |
| Motor Vehicle Theft | 10 | 2 | -80.0% | 0.5 | 0 | 0 |
| Arson | 0 | 0 | | 0.0 | 0 | 0 |
| Destruction of Property | 25 | 19 | -24.0% | 4.7 | 0 | 3 |
| Counterfeiting/Forgery | 1 | 0 | -100.0% | 0.0 | 0 | 0 |
| Fraud Offenses | 7 | 3 | -57.1% | 0.7 | 0 | 0 |
| Embezzlement | 0 | 0 | | 0.0 | 0 | 0 |
| Extortion/Blackmail | 1 | 0 | -100.0% | 0.0 | 0 | 0 |
| Bribery | 0 | 0 | | 0.0 | 0 | 0 |
| Stolen Property Offenses | 5 | 2 | -60.0% | 0.5 | 0 | 0 |
| Animal Cruelty | 0 | 0 | | 0.0 | 0 | 0 |
| Drug/Narcotic Violations | 1 | 2 | 100.0% | 0.5 | 0 | 0 |
| Drug Equipment Violations | 0 | 0 | | 0.0 | 0 | 0 |
| Gambling Offenses | 0 | 0 | | 0.0 | 0 | 0 |
| Pornography | 2 | 0 | -100.0% | 0.0 | 0 | 0 |
| Prostitution Offenses | 0 | 0 | | 0.0 | 0 | 0 |
| Weapon Law Violations | 0 | 1 | | 0.2 | 1 | 0 |
| Grand Total | 124 | 108 | -12.9% | 26.7 | 27 | 40 |

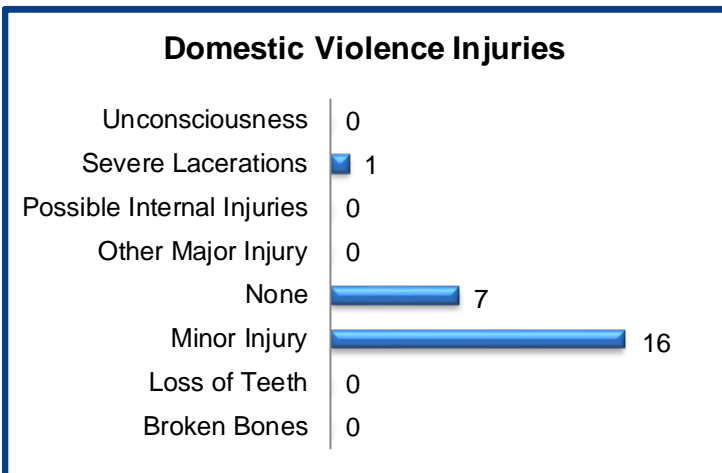
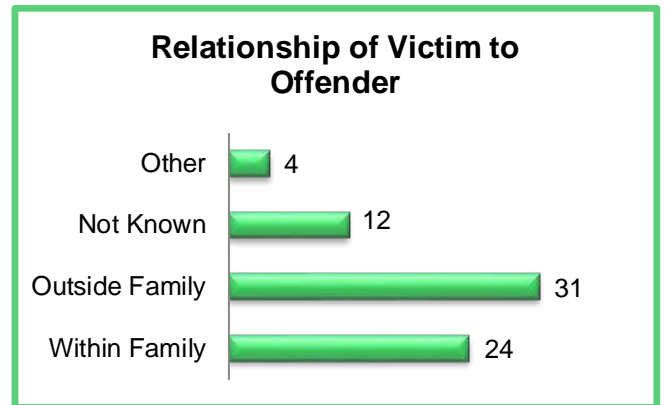
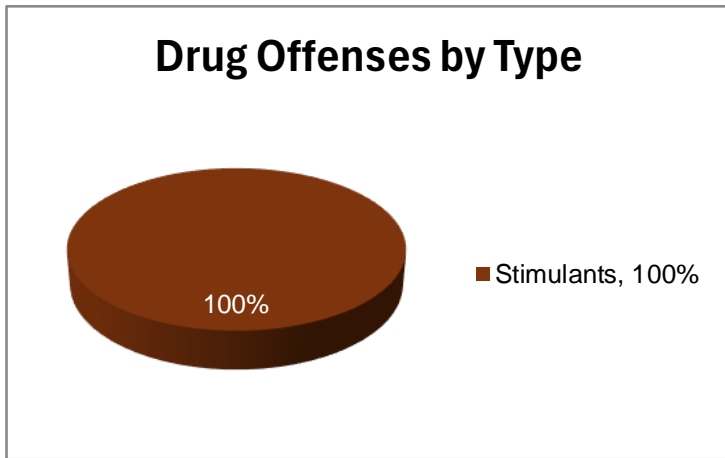
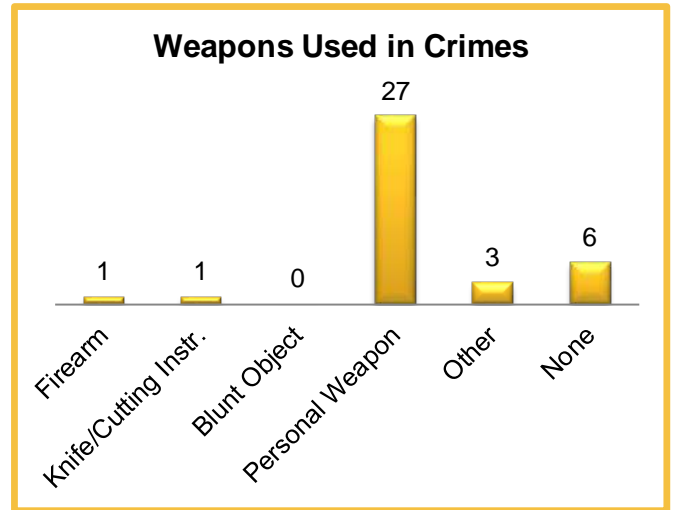
2024 Washington NIBRS Submission Agencies

La Center PD

Continued

2024 Group B Arrests

| Offense | Adult | Juvenile |
|-----------------------|----------|----------|
| Bad Checks | 0 | 0 |
| Curfew/Vagrancy | 0 | 0 |
| Disorderly Conduct | 0 | 0 |
| Drunkenness | 0 | 0 |
| DUI | 1 | 0 |
| Family Offenses | 0 | 0 |
| Liquor Law Violations | 0 | 0 |
| Peeping Tom | 0 | 0 |
| Trespass | 0 | 0 |
| All Other Offenses | 4 | 1 |
| Total | 5 | 1 |



2024 Property Values by Type

| Type | Value |
|----------------------|----------|
| Seized | \$0 |
| Burned | \$0 |
| Counterfeited/Forged | \$0 |
| Destroyed/Damaged | \$17,820 |
| Recovered | \$24,650 |
| Stolen | \$41,125 |

2024 Washington NIBRS Submission Agencies

Ridgefield PD

Clark County

Population: 15,790
Months Reported: 12

Offense Overview

Offense Total 420
of Cleared Offense 169
Percent Cleared 40.2%

Group A Arrest Overview

Arrest Total 127
Adult Arrest Total 106
Juvenile Arrest Total 21

| Group A Offenses | Reported 2023 | Reported 2024 | % of Change | Crime Rate per 1,000 | Total Arrests | DV Offense Totals |
|----------------------------------|---------------|---------------|--------------|----------------------|---------------|-------------------|
| Murder | 0 | 0 | | 0.0 | 0 | 0 |
| Manslaughter | 0 | 0 | | 0.0 | 0 | 0 |
| Rape | 1 | 3 | 200.0% | 0.2 | 3 | 1 |
| Sodomy | 0 | 0 | | 0.0 | 0 | 0 |
| Sexual Assault w/Object | 0 | 0 | | 0.0 | 0 | 0 |
| Fondling | 4 | 1 | -75.0% | 0.1 | 0 | 0 |
| Aggravated Assault | 17 | 10 | -41.2% | 0.6 | 5 | 9 |
| Simple Assault | 41 | 49 | 19.5% | 3.1 | 30 | 31 |
| Intimidation | 26 | 15 | -42.3% | 0.9 | 1 | 3 |
| Kidnapping | 2 | 4 | 100.0% | 0.3 | 0 | 3 |
| Incest | 0 | 0 | | 0.0 | 0 | 0 |
| Statutory Rape | 0 | 0 | | 0.0 | 0 | 0 |
| Human Trafficking Offenses | 0 | 0 | | 0.0 | 0 | 0 |
| Violation of No Contact/Protect. | 22 | 16 | -27.3% | 1.0 | 8 | 16 |
| Robbery | 2 | 1 | -50.0% | 0.1 | 1 | 0 |
| Burglary | 20 | 24 | 20.0% | 1.5 | 9 | 0 |
| Larceny-Theft Offenses | 144 | 161 | 11.8% | 10.2 | 35 | 3 |
| Motor Vehicle Theft | 14 | 8 | -42.9% | 0.5 | 2 | 1 |
| Arson | 1 | 1 | 0.0% | 0.1 | 0 | 0 |
| Destruction of Property | 58 | 44 | -24.1% | 2.8 | 5 | 11 |
| Counterfeiting/Forgery | 5 | 4 | -20.0% | 0.3 | 0 | 0 |
| Fraud Offenses | 38 | 36 | -5.3% | 2.3 | 6 | 0 |
| Embezzlement | 0 | 0 | | 0.0 | 0 | 0 |
| Extortion/Blackmail | 2 | 4 | 100.0% | 0.3 | 0 | 0 |
| Bribery | 0 | 0 | | 0.0 | 0 | 0 |
| Stolen Property Offenses | 8 | 1 | -87.5% | 0.1 | 1 | 0 |
| Animal Cruelty | 0 | 1 | | 0.1 | 0 | 0 |
| Drug/Narcotic Violations | 12 | 26 | 116.7% | 1.6 | 19 | 0 |
| Drug Equipment Violations | 0 | 2 | | 0.1 | 0 | 0 |
| Gambling Offenses | 0 | 0 | | 0.0 | 0 | 0 |
| Pornography | 2 | 6 | 200.0% | 0.4 | 1 | 0 |
| Prostitution Offenses | 0 | 0 | | 0.0 | 0 | 0 |
| Weapon Law Violations | 5 | 3 | -40.0% | 0.2 | 1 | 0 |
| Grand Total | 424 | 420 | -0.9% | 26.6 | 127 | 78 |

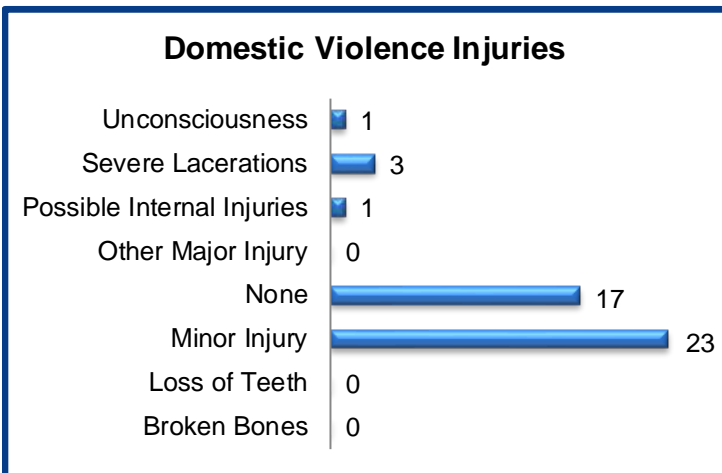
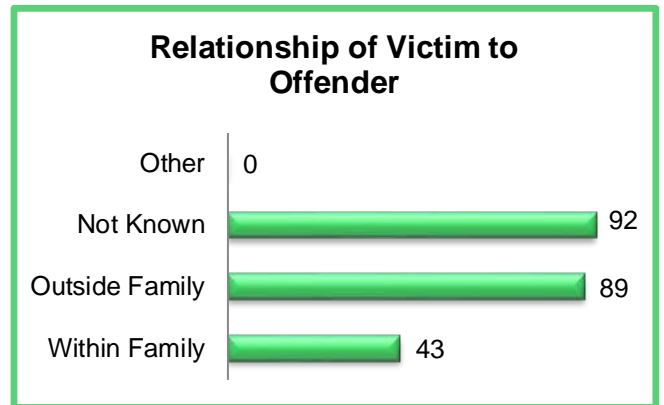
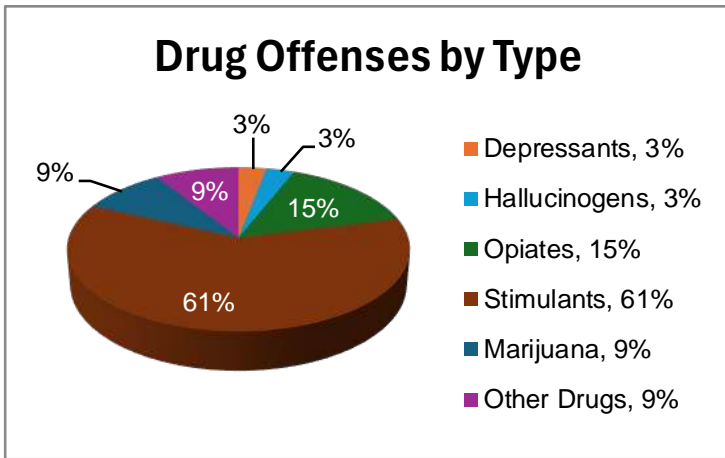
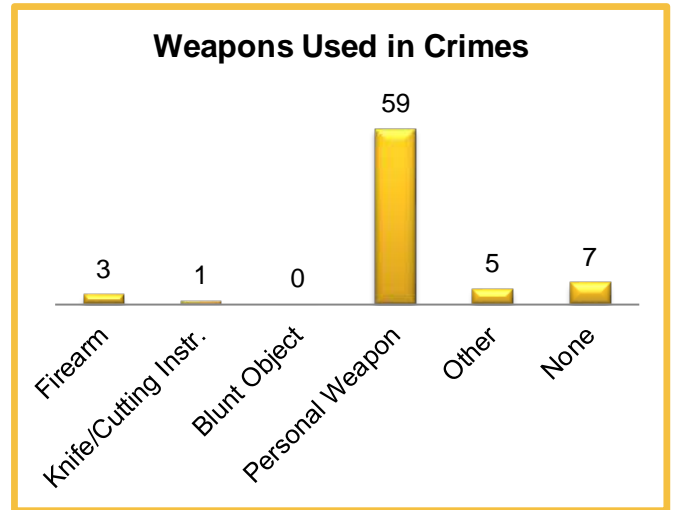
2024 Washington NIBRS Submission Agencies

Ridgefield PD

Continued

2024 Group B Arrests

| Offense | Adult | Juvenile |
|-----------------------|-----------|----------|
| Bad Checks | 0 | 0 |
| Curfew/Vagrancy | 0 | 0 |
| Disorderly Conduct | 2 | 0 |
| Drunkenness | 0 | 0 |
| DUI | 33 | 0 |
| Family Offenses | 0 | 0 |
| Liquor Law Violations | 0 | 0 |
| Peeping Tom | 0 | 0 |
| Trespass | 2 | 1 |
| All Other Offenses | 27 | 1 |
| Total | 64 | 2 |



2024 Property Values by Type

| Type | Value |
|----------------------|-------------|
| Seized | \$4 |
| Burned | \$0 |
| Counterfeited/Forged | \$169,500 |
| Destroyed/Damaged | \$107,523 |
| Recovered | \$278,856 |
| Stolen | \$1,147,058 |

2024 Washington NIBRS Submission Agencies

Vancouver PD

Clark County

Population: 202,600
Months Reported: 12

Offense Overview

Offense Total 19,550
of Cleared Offense 4,409
Percent Cleared 22.6%

Group A Arrest Overview

Arrest Total 3,098
Adult Arrest Total 2,832
Juvenile Arrest Total 266

| Group A Offenses | Reported 2023 | Reported 2024 | % of Change | Crime Rate per 1,000 | Total Arrests | DV Offense Totals |
|----------------------------------|---------------|---------------|---------------|----------------------|---------------|-------------------|
| Murder | 7 | 11 | 57.1% | 0.1 | 2 | 2 |
| Manslaughter | 4 | 3 | -25.0% | 0.0 | 2 | 0 |
| Rape | 148 | 115 | -22.3% | 0.6 | 13 | 33 |
| Sodomy | 10 | 10 | 0.0% | 0.0 | 0 | 2 |
| Sexual Assault w/Object | 0 | 1 | | 0.0 | 0 | 0 |
| Fondling | 182 | 170 | -6.6% | 0.8 | 9 | 53 |
| Aggravated Assault | 914 | 821 | -10.2% | 4.1 | 262 | 332 |
| Simple Assault | 2,721 | 2,592 | -4.7% | 12.8 | 546 | 1,382 |
| Intimidation | 1,605 | 1,708 | 6.4% | 8.4 | 231 | 492 |
| Kidnapping | 186 | 204 | 9.7% | 1.0 | 35 | 149 |
| Incest | 1 | 6 | 500.0% | 0.0 | 1 | 5 |
| Statutory Rape | 0 | 0 | | 0.0 | 0 | 0 |
| Human Trafficking Offenses | 6 | 10 | 66.7% | 0.0 | 1 | 2 |
| Violation of No Contact/Protect. | 1,134 | 1,158 | 2.1% | 5.7 | 394 | 969 |
| Robbery | 267 | 247 | -7.5% | 1.2 | 114 | 29 |
| Burglary | 1,425 | 1,058 | -25.8% | 5.2 | 239 | 210 |
| Larceny-Theft Offenses | 6,416 | 5,357 | -16.5% | 26.4 | 547 | 211 |
| Motor Vehicle Theft | 2,432 | 1,222 | -49.8% | 6.0 | 49 | 49 |
| Arson | 49 | 33 | -32.7% | 0.2 | 9 | 4 |
| Destruction of Property | 3,618 | 2,569 | -29.0% | 12.7 | 166 | 440 |
| Counterfeiting/Forgery | 236 | 198 | -16.1% | 1.0 | 18 | 4 |
| Fraud Offenses | 845 | 747 | -11.6% | 3.7 | 65 | 43 |
| Embezzlement | 0 | 0 | | 0.0 | 0 | 0 |
| Extortion/Blackmail | 48 | 44 | -8.3% | 0.2 | 3 | 5 |
| Bribery | 0 | 0 | | 0.0 | 0 | 0 |
| Stolen Property Offenses | 396 | 249 | -37.1% | 1.2 | 116 | 10 |
| Animal Cruelty | 17 | 24 | 41.2% | 0.1 | 4 | 0 |
| Drug/Narcotic Violations | 179 | 493 | 175.4% | 2.4 | 168 | 0 |
| Drug Equipment Violations | 20 | 46 | 130.0% | 0.2 | 18 | 0 |
| Gambling Offenses | 0 | 0 | | 0.0 | 0 | 0 |
| Pornography | 88 | 82 | -6.8% | 0.4 | 20 | 0 |
| Prostitution Offenses | 24 | 16 | -33.3% | 0.1 | 2 | 0 |
| Weapon Law Violations | 358 | 356 | -0.6% | 1.8 | 64 | 0 |
| Grand Total | 23,336 | 19,550 | -16.2% | 96.5 | 3,098 | 4,426 |

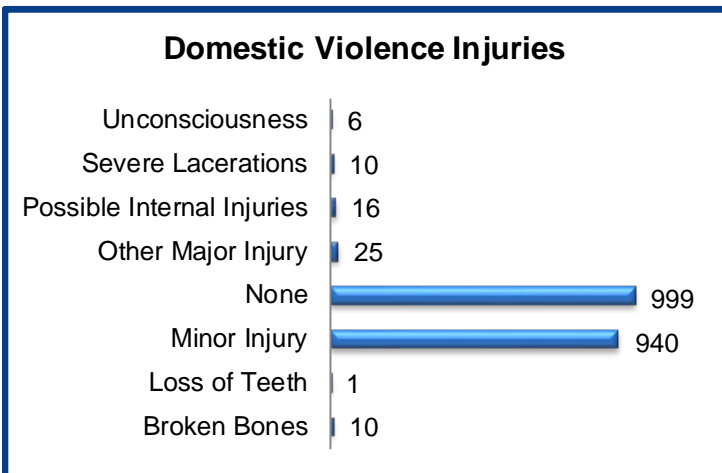
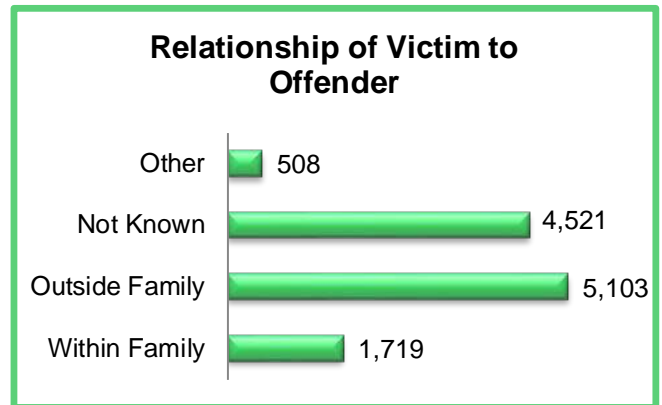
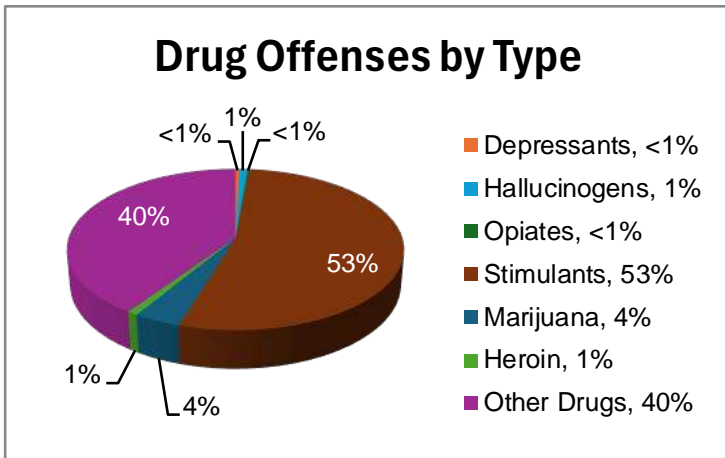
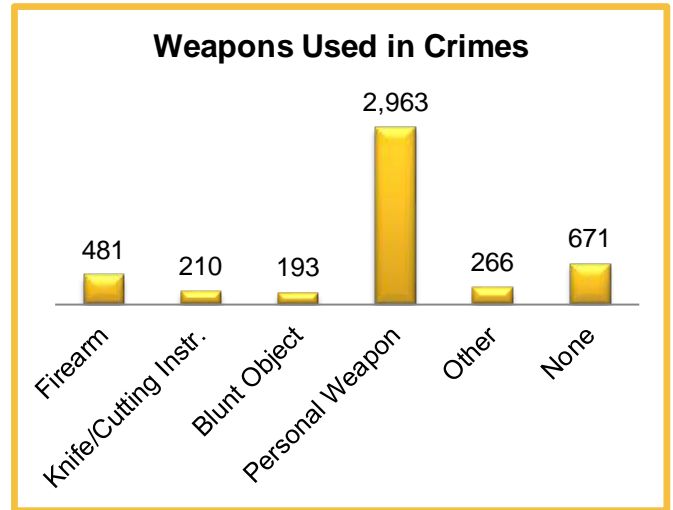
2024 Washington NIBRS Submission Agencies

Vancouver PD

Continued

2024 Group B Arrests

| Offense | Adult | Juvenile |
|-----------------------|------------|-----------|
| Bad Checks | 0 | 0 |
| Curfew/Vagrancy | 0 | 0 |
| Disorderly Conduct | 62 | 3 |
| Drunkenness | 0 | 0 |
| DUI | 399 | 2 |
| Family Offenses | 4 | 0 |
| Liquor Law Violations | 4 | 4 |
| Peeping Tom | 3 | 0 |
| Trespass | 173 | 3 |
| All Other Offenses | 133 | 5 |
| Total | 778 | 17 |



2024 Property Values by Type

| Type | Value |
|----------------------|--------------|
| Seized | \$14,446 |
| Burned | \$3,000 |
| Counterfeited/Forged | \$388,333 |
| Destroyed/Damaged | \$1,372,256 |
| Recovered | \$274,058 |
| Stolen | \$14,121,277 |

2024 Washington NIBRS Submission Agencies

Washougal PD

Clark County

Population: 18,150
Months Reported: 12

Offense Overview

Offense Total 603
of Cleared Offense 218
Percent Cleared 36.2%

Group A Arrest Overview

Arrest Total 177
Adult Arrest Total 137
Juvenile Arrest Total 40

| Group A Offenses | Reported 2023 | Reported 2024 | % of Change | Crime Rate per 1,000 | Total Arrests | DV Offense Totals |
|----------------------------------|---------------|---------------|---------------|----------------------|---------------|-------------------|
| Murder | 0 | 0 | | 0.0 | 0 | 0 |
| Manslaughter | 0 | 0 | | 0.0 | 0 | 0 |
| Rape | 12 | 13 | 8.3% | 0.7 | 4 | 7 |
| Sodomy | 2 | 2 | 0.0% | 0.1 | 2 | 1 |
| Sexual Assault w/Object | 0 | 0 | | 0.0 | 0 | 0 |
| Fondling | 7 | 7 | 0.0% | 0.4 | 2 | 5 |
| Aggravated Assault | 27 | 38 | 40.7% | 2.1 | 17 | 14 |
| Simple Assault | 126 | 99 | -21.4% | 5.5 | 45 | 75 |
| Intimidation | 31 | 32 | 3.2% | 1.8 | 4 | 12 |
| Kidnapping | 4 | 4 | 0.0% | 0.2 | 0 | 0 |
| Incest | 0 | 0 | | 0.0 | 0 | 0 |
| Statutory Rape | 0 | 0 | | 0.0 | 0 | 0 |
| Human Trafficking Offenses | 0 | 0 | | 0.0 | 0 | 0 |
| Violation of No Contact/Protect. | 58 | 44 | -24.1% | 2.4 | 23 | 37 |
| Robbery | 1 | 4 | 300.0% | 0.2 | 2 | 0 |
| Burglary | 39 | 31 | -20.5% | 1.7 | 18 | 5 |
| Larceny-Theft Offenses | 179 | 146 | -18.4% | 8.0 | 33 | 6 |
| Motor Vehicle Theft | 37 | 19 | -48.6% | 1.0 | 0 | 2 |
| Arson | 4 | 3 | -25.0% | 0.2 | 0 | 0 |
| Destruction of Property | 121 | 87 | -28.1% | 4.8 | 11 | 18 |
| Counterfeiting/Forgery | 2 | 3 | 50.0% | 0.2 | 2 | 0 |
| Fraud Offenses | 35 | 30 | -14.3% | 1.7 | 0 | 0 |
| Embezzlement | 0 | 0 | | 0.0 | 0 | 0 |
| Extortion/Blackmail | 2 | 0 | -100.0% | 0.0 | 0 | 0 |
| Bribery | 0 | 2 | | 0.1 | 1 | 0 |
| Stolen Property Offenses | 12 | 6 | -50.0% | 0.3 | 3 | 0 |
| Animal Cruelty | 1 | 2 | 100.0% | 0.1 | 0 | 0 |
| Drug/Narcotic Violations | 9 | 13 | 44.4% | 0.7 | 7 | 0 |
| Drug Equipment Violations | 2 | 0 | -100.0% | 0.0 | 0 | 0 |
| Gambling Offenses | 0 | 0 | | 0.0 | 0 | 0 |
| Pornography | 0 | 2 | | 0.1 | 0 | 0 |
| Prostitution Offenses | 2 | 0 | -100.0% | 0.0 | 0 | 0 |
| Weapon Law Violations | 10 | 16 | 60.0% | 0.9 | 3 | 0 |
| Grand Total | 723 | 603 | -16.6% | 33.2 | 177 | 182 |

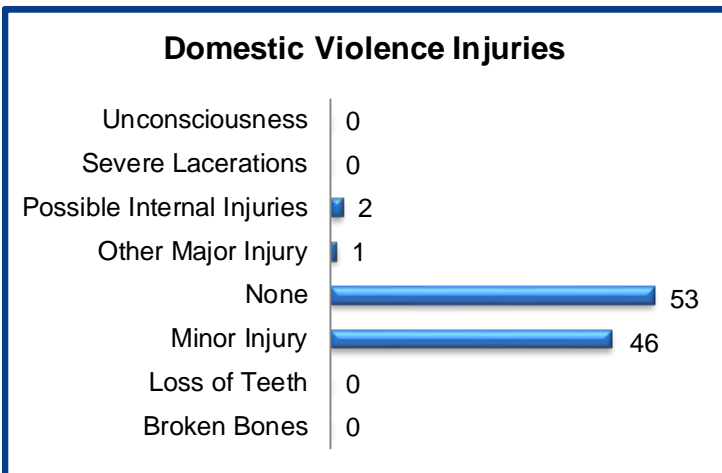
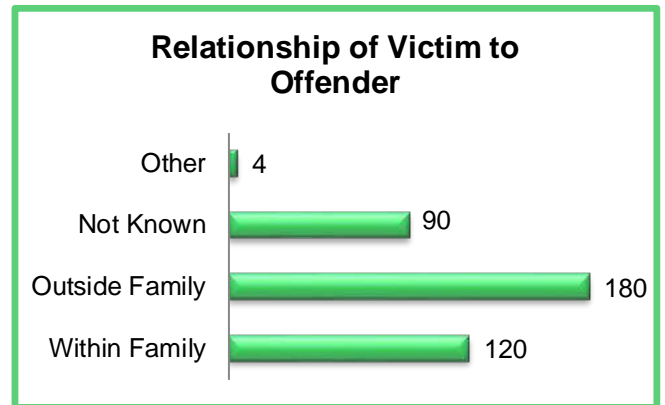
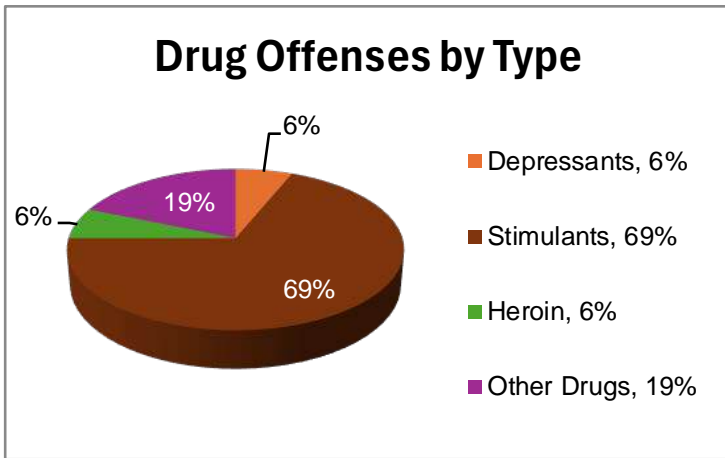
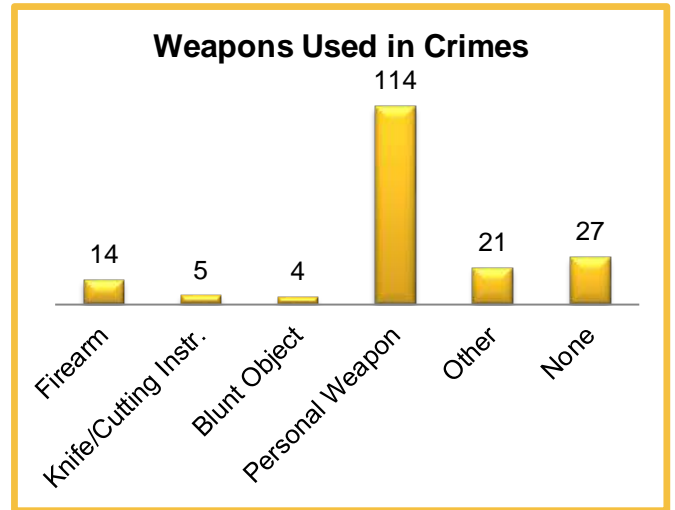
2024 Washington NIBRS Submission Agencies

Washougal PD

Continued

2024 Group B Arrests

| Offense | Adult | Juvenile |
|-----------------------|------------|-----------|
| Bad Checks | 0 | 0 |
| Curfew/Vagrancy | 1 | 0 |
| Disorderly Conduct | 3 | 0 |
| Drunkenness | 0 | 0 |
| DUI | 28 | 0 |
| Family Offenses | 1 | 0 |
| Liquor Law Violations | 2 | 2 |
| Peeping Tom | 1 | 0 |
| Trespass | 6 | 2 |
| All Other Offenses | 145 | 7 |
| Total | 187 | 11 |



2024 Property Values by Type

| Type | Value |
|----------------------|-----------|
| Seized | \$0 |
| Burned | \$300 |
| Counterfeited/Forged | \$500 |
| Destroyed/Damaged | \$218,921 |
| Recovered | \$69,467 |
| Stolen | \$931,138 |

2024 Washington NIBRS Submission Agencies

WSU PD-Vancouver

Clark County

Population: 0
Months Reported: 8

Offense Overview

Offense Total 0
of Cleared Offense 0
Percent Cleared

Group A Arrest Overview

Arrest Total 0
Adult Arrest Total 0
Juvenile Arrest Total 0

| Group A Offenses | Reported 2023 | Reported 2024 | % of Change* | Crime Rate per 1,000 | Total Arrests | DV Offense Totals |
|----------------------------------|---------------|---------------|--------------|----------------------|---------------|-------------------|
| Murder | 0 | 0 | | 0.0 | 0 | 0 |
| Manslaughter | 0 | 0 | | 0.0 | 0 | 0 |
| Rape | 0 | 0 | | 0.0 | 0 | 0 |
| Sodomy | 0 | 0 | | 0.0 | 0 | 0 |
| Sexual Assault w/Object | 0 | 0 | | 0.0 | 0 | 0 |
| Fondling | 0 | 0 | | 0.0 | 0 | 0 |
| Aggravated Assault | 0 | 0 | | 0.0 | 0 | 0 |
| Simple Assault | 0 | 0 | | 0.0 | 0 | 0 |
| Intimidation | 0 | 0 | | 0.0 | 0 | 0 |
| Kidnapping | 0 | 0 | | 0.0 | 0 | 0 |
| Incest | 0 | 0 | | 0.0 | 0 | 0 |
| Statutory Rape | 0 | 0 | | 0.0 | 0 | 0 |
| Human Trafficking Offenses | 0 | 0 | | 0.0 | 0 | 0 |
| Violation of No Contact/Protect. | 0 | 0 | | 0.0 | 0 | 0 |
| Robbery | 0 | 0 | | 0.0 | 0 | 0 |
| Burglary | 0 | 0 | | 0.0 | 0 | 0 |
| Larceny-Theft Offenses | 2 | 0 | | 0.0 | 0 | 0 |
| Motor Vehicle Theft | 0 | 0 | | 0.0 | 0 | 0 |
| Arson | 0 | 0 | | 0.0 | 0 | 0 |
| Destruction of Property | 0 | 0 | | 0.0 | 0 | 0 |
| Counterfeiting/Forgery | 0 | 0 | | 0.0 | 0 | 0 |
| Fraud Offenses | 0 | 0 | | 0.0 | 0 | 0 |
| Embezzlement | 0 | 0 | | 0.0 | 0 | 0 |
| Extortion/Blackmail | 0 | 0 | | 0.0 | 0 | 0 |
| Bribery | 0 | 0 | | 0.0 | 0 | 0 |
| Stolen Property Offenses | 0 | 0 | | 0.0 | 0 | 0 |
| Animal Cruelty | 0 | 0 | | 0.0 | 0 | 0 |
| Drug/Narcotic Violations | 0 | 0 | | 0.0 | 0 | 0 |
| Drug Equipment Violations | 0 | 0 | | 0.0 | 0 | 0 |
| Gambling Offenses | 0 | 0 | | 0.0 | 0 | 0 |
| Pornography | 0 | 0 | | 0.0 | 0 | 0 |
| Prostitution Offenses | 0 | 0 | | 0.0 | 0 | 0 |
| Weapon Law Violations | 0 | 0 | | 0.0 | 0 | 0 |
| Grand Total | 2 | 0 | | 0.0 | 0 | 0 |

* Please see #10 in the NIBRS Individual Agency Page Table Legend on page 80

2024 Washington NIBRS Submission Agencies

WSU PD-Vancouver

Continued

2024 Group B Arrests

| Offense | Adult | Juvenile |
|-----------------------|----------|----------|
| Bad Checks | 0 | 0 |
| Curfew/Vagrancy | 0 | 0 |
| Disorderly Conduct | 0 | 0 |
| Drunkenness | 0 | 0 |
| DUI | 0 | 0 |
| Family Offenses | 0 | 0 |
| Liquor Law Violations | 0 | 0 |
| Peeping Tom | 0 | 0 |
| Trespass | 0 | 0 |
| All Other Offenses | 0 | 0 |
| Total | 0 | 0 |

Weapons Used in Crimes

No Weapons Reported

Drug Offenses by Type

No Drug Offenses by Type Reported

Relationship of Victim to Offender

No Relationships Reported

Domestic Violence Injuries

No Domestic Violence Injuries Reported

2024 Property Values by Type

| Type | Value |
|----------------------|-------|
| Seized | 0 |
| Burned | 0 |
| Counterfeited/Forged | 0 |
| Destroyed/Damaged | 0 |
| Recovered | 0 |
| Stolen | 0 |

2024 Washington NIBRS Submission Agencies

Columbia SO

Columbia County

Population: 3,975
Months Reported: 12

Offense Overview

Offense Total 152
of Cleared Offense 73
Percent Cleared 48.0%

Group A Arrest Overview

Arrest Total 48
Adult Arrest Total 46
Juvenile Arrest Total 2

| Group A Offenses | Reported 2023 | Reported 2024 | % of Change | Crime Rate per 1,000 | Total Arrests | DV Offense Totals |
|----------------------------------|---------------|---------------|-------------|----------------------|---------------|-------------------|
| Murder | 0 | 0 | | 0.0 | 0 | 0 |
| Manslaughter | 0 | 0 | | 0.0 | 0 | 0 |
| Rape | 0 | 0 | | 0.0 | 0 | 0 |
| Sodomy | 0 | 0 | | 0.0 | 0 | 0 |
| Sexual Assault w/Object | 0 | 0 | | 0.0 | 0 | 0 |
| Fondling | 0 | 0 | | 0.0 | 0 | 0 |
| Aggravated Assault | 5 | 8 | 60.0% | 2.0 | 2 | 2 |
| Simple Assault | 19 | 22 | 15.8% | 5.5 | 14 | 18 |
| Intimidation | 22 | 9 | -59.1% | 2.3 | 1 | 6 |
| Kidnapping | 0 | 0 | | 0.0 | 0 | 0 |
| Incest | 0 | 0 | | 0.0 | 0 | 0 |
| Statutory Rape | 0 | 0 | | 0.0 | 0 | 0 |
| Human Trafficking Offenses | 0 | 0 | | 0.0 | 0 | 0 |
| Violation of No Contact/Protect. | 27 | 18 | -33.3% | 4.5 | 8 | 14 |
| Robbery | 1 | 0 | -100.0% | 0.0 | 0 | 0 |
| Burglary | 8 | 4 | -50.0% | 1.0 | 4 | 1 |
| Larceny-Theft Offenses | 21 | 26 | 23.8% | 6.5 | 4 | 0 |
| Motor Vehicle Theft | 6 | 4 | -33.3% | 1.0 | 0 | 0 |
| Arson | 1 | 1 | 0.0% | 0.3 | 0 | 0 |
| Destruction of Property | 20 | 29 | 45.0% | 7.3 | 5 | 8 |
| Counterfeiting/Forgery | 0 | 0 | | 0.0 | 0 | 0 |
| Fraud Offenses | 2 | 0 | -100.0% | 0.0 | 1 | 0 |
| Embezzlement | 0 | 0 | | 0.0 | 0 | 0 |
| Extortion/Blackmail | 1 | 0 | -100.0% | 0.0 | 0 | 0 |
| Bribery | 0 | 0 | | 0.0 | 0 | 0 |
| Stolen Property Offenses | 0 | 6 | | 1.5 | 2 | 0 |
| Animal Cruelty | 0 | 1 | | 0.3 | 0 | 0 |
| Drug/Narcotic Violations | 9 | 15 | 66.7% | 3.8 | 4 | 0 |
| Drug Equipment Violations | 1 | 1 | 0.0% | 0.3 | 0 | 0 |
| Gambling Offenses | 0 | 0 | | 0.0 | 0 | 0 |
| Pornography | 0 | 1 | | 0.3 | 0 | 0 |
| Prostitution Offenses | 0 | 0 | | 0.0 | 0 | 0 |
| Weapon Law Violations | 1 | 7 | 600.0% | 1.8 | 3 | 0 |
| Grand Total | 144 | 152 | 5.6% | 38.2 | 48 | 49 |

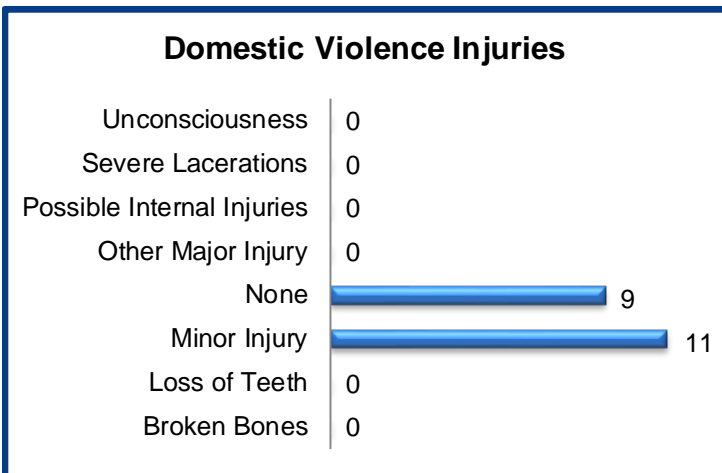
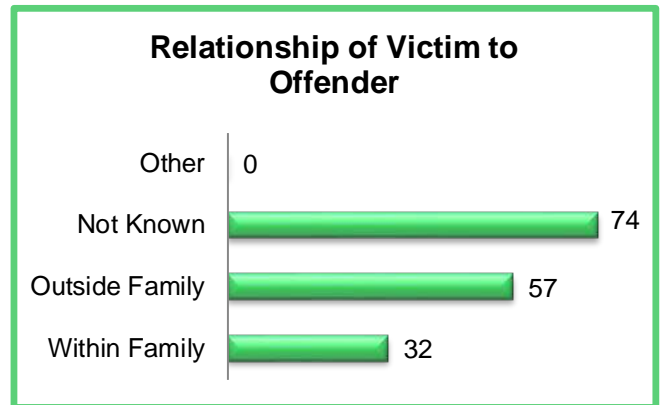
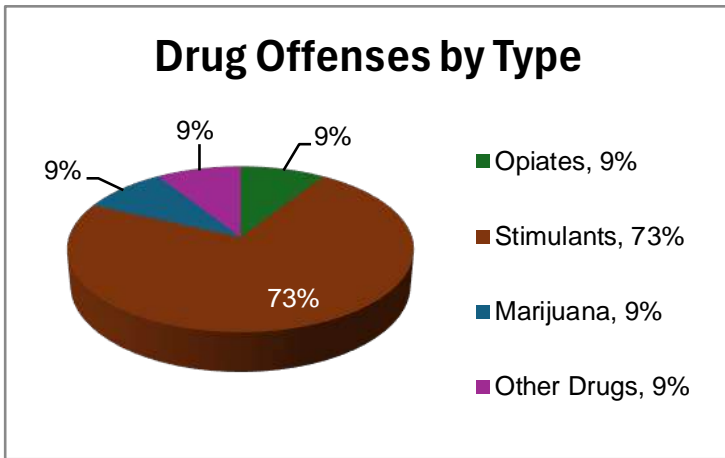
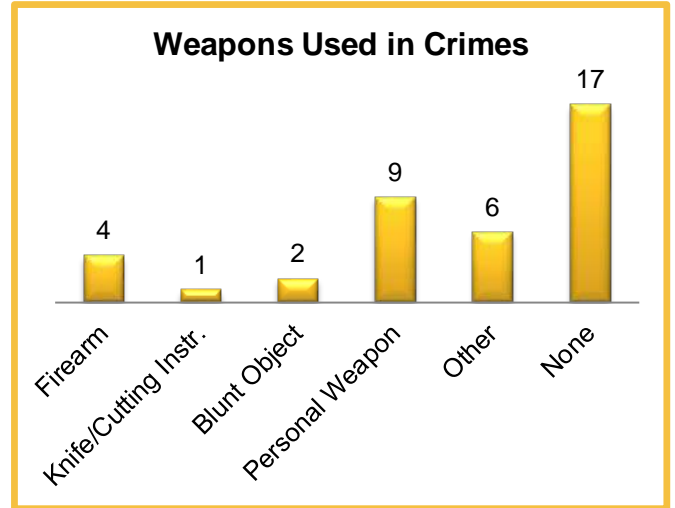
2024 Washington NIBRS Submission Agencies

Columbia SO

Continued

2024 Group B Arrests

| Offense | Adult | Juvenile |
|-----------------------|-----------|----------|
| Bad Checks | 0 | 0 |
| Curfew/Vagrancy | 0 | 0 |
| Disorderly Conduct | 1 | 0 |
| Drunkenness | 0 | 0 |
| DUI | 12 | 0 |
| Family Offenses | 0 | 0 |
| Liquor Law Violations | 0 | 1 |
| Peeping Tom | 0 | 0 |
| Trespass | 1 | 0 |
| All Other Offenses | 4 | 0 |
| Total | 18 | 1 |



2024 Property Values by Type

| Type | Value |
|----------------------|----------|
| Seized | \$2 |
| Burned | \$0 |
| Counterfeited/Forged | \$0 |
| Destroyed/Damaged | \$6,557 |
| Recovered | \$1,860 |
| Stolen | \$53,522 |

2024 Washington NIBRS Submission Agencies

Cowlitz SO

Cowlitz County

Population: 50,775
Months Reported: 12

Offense Overview

Offense Total 1,079
of Cleared Offense 559
Percent Cleared 51.8%

Group A Arrest Overview

Arrest Total 440
Adult Arrest Total 395
Juvenile Arrest Total 45

| Group A Offenses | Reported 2023 | Reported 2024 | % of Change | Crime Rate per 1,000 | Total Arrests | DV Offense Totals |
|----------------------------------|---------------|---------------|--------------|----------------------|---------------|-------------------|
| Murder | 3 | 3 | 0.0% | 0.1 | 0 | 1 |
| Manslaughter | 0 | 0 | | 0.0 | 0 | 0 |
| Rape | 25 | 20 | -20.0% | 0.4 | 4 | 5 |
| Sodomy | 3 | 1 | -66.7% | 0.0 | 0 | 0 |
| Sexual Assault w/Object | 0 | 0 | | 0.0 | 0 | 0 |
| Fondling | 23 | 17 | -26.1% | 0.3 | 2 | 6 |
| Aggravated Assault | 60 | 30 | -50.0% | 0.6 | 19 | 14 |
| Simple Assault | 203 | 196 | -3.4% | 3.9 | 105 | 128 |
| Intimidation | 49 | 47 | -4.1% | 0.9 | 8 | 10 |
| Kidnapping | 8 | 9 | 12.5% | 0.2 | 4 | 4 |
| Incest | 0 | 3 | | 0.1 | 1 | 1 |
| Statutory Rape | 0 | 0 | | 0.0 | 0 | 0 |
| Human Trafficking Offenses | 0 | 0 | | 0.0 | 0 | 0 |
| Violation of No Contact/Protect. | 90 | 87 | -3.3% | 1.7 | 54 | 57 |
| Robbery | 6 | 7 | 16.7% | 0.1 | 5 | 4 |
| Burglary | 79 | 76 | -3.8% | 1.5 | 25 | 6 |
| Larceny-Theft Offenses | 172 | 143 | -16.9% | 2.8 | 35 | 9 |
| Motor Vehicle Theft | 53 | 51 | -3.8% | 1.0 | 7 | 3 |
| Arson | 6 | 3 | -50.0% | 0.1 | 1 | 1 |
| Destruction of Property | 99 | 83 | -16.2% | 1.6 | 23 | 28 |
| Counterfeiting/Forgery | 12 | 13 | 8.3% | 0.3 | 4 | 0 |
| Fraud Offenses | 54 | 62 | 14.8% | 1.2 | 7 | 5 |
| Embezzlement | 3 | 5 | 66.7% | 0.1 | 0 | 0 |
| Extortion/Blackmail | 0 | 0 | | 0.0 | 0 | 0 |
| Bribery | 0 | 0 | | 0.0 | 0 | 0 |
| Stolen Property Offenses | 42 | 37 | -11.9% | 0.7 | 19 | 0 |
| Animal Cruelty | 1 | 5 | 400.0% | 0.1 | 1 | 0 |
| Drug/Narcotic Violations | 144 | 118 | -18.1% | 2.3 | 91 | 0 |
| Drug Equipment Violations | 7 | 8 | 14.3% | 0.2 | 0 | 0 |
| Gambling Offenses | 0 | 0 | | 0.0 | 0 | 0 |
| Pornography | 5 | 7 | 40.0% | 0.1 | 4 | 0 |
| Prostitution Offenses | 1 | 0 | -100.0% | 0.0 | 0 | 0 |
| Weapon Law Violations | 39 | 48 | 23.1% | 0.9 | 21 | 0 |
| Grand Total | 1,187 | 1,079 | -9.1% | 21.3 | 440 | 282 |

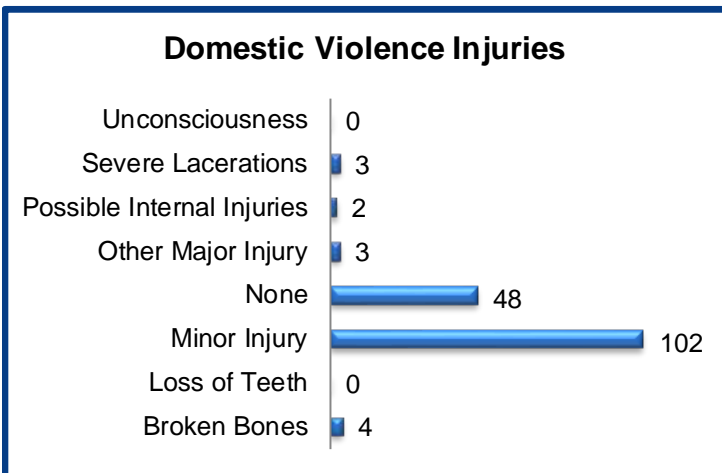
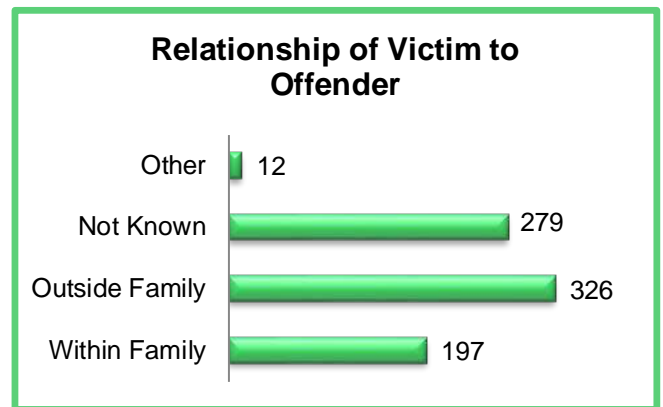
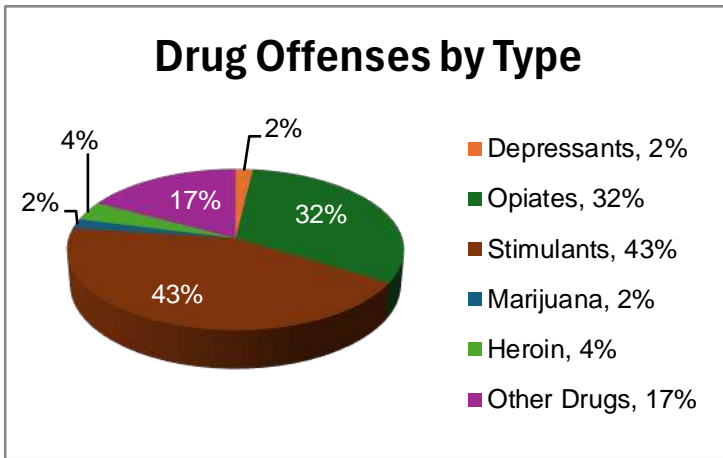
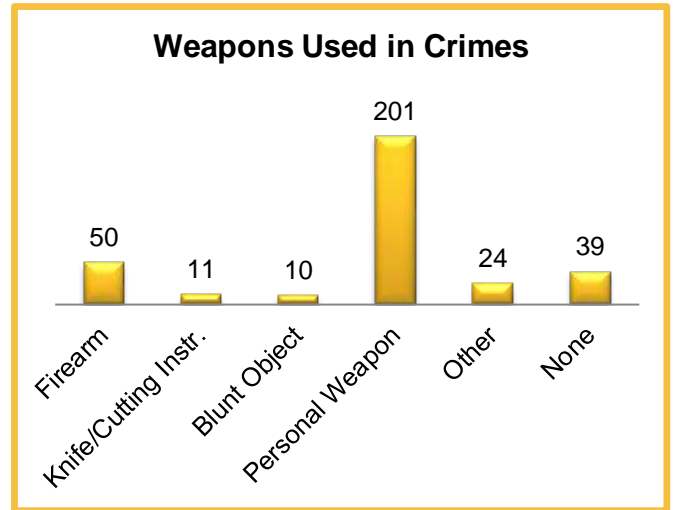
2024 Washington NIBRS Submission Agencies

Cowlitz SO

Continued

2024 Group B Arrests

| Offense | Adult | Juvenile |
|-----------------------|------------|----------|
| Bad Checks | 0 | 0 |
| Curfew/Vagrancy | 0 | 0 |
| Disorderly Conduct | 5 | 0 |
| Drunkenness | 0 | 1 |
| DUI | 103 | 0 |
| Family Offenses | 1 | 0 |
| Liquor Law Violations | 7 | 3 |
| Peeping Tom | 0 | 0 |
| Trespass | 15 | 1 |
| All Other Offenses | 331 | 4 |
| Total | 462 | 9 |



2024 Property Values by Type

| Type | Value |
|----------------------|-------------|
| Seized | \$655 |
| Burned | \$11,500 |
| Counterfeited/Forged | \$600 |
| Destroyed/Damaged | \$266,132 |
| Recovered | \$407,114 |
| Stolen | \$1,910,858 |

2024 Washington NIBRS Submission Agencies

Castle Rock PD

Cowlitz County

Population: 2,465
Months Reported: 12

Offense Overview

Offense Total 89
of Cleared Offense 27
Percent Cleared 30.3%

Group A Arrest Overview

Arrest Total 24
Adult Arrest Total 17
Juvenile Arrest Total 7

| Group A Offenses | Reported 2023 | Reported 2024 | % of Change | Crime Rate per 1,000 | Total Arrests | DV Offense Totals |
|----------------------------------|---------------|---------------|--------------|----------------------|---------------|-------------------|
| Murder | 0 | 0 | | 0.0 | 0 | 0 |
| Manslaughter | 0 | 0 | | 0.0 | 0 | 0 |
| Rape | 1 | 0 | -100.0% | 0.0 | 0 | 0 |
| Sodomy | 0 | 0 | | 0.0 | 0 | 0 |
| Sexual Assault w/Object | 0 | 0 | | 0.0 | 0 | 0 |
| Fondling | 0 | 0 | | 0.0 | 0 | 0 |
| Aggravated Assault | 3 | 0 | -100.0% | 0.0 | 0 | 0 |
| Simple Assault | 14 | 16 | 14.3% | 6.5 | 1 | 6 |
| Intimidation | 1 | 2 | 100.0% | 0.8 | 0 | 0 |
| Kidnapping | 0 | 0 | | 0.0 | 1 | 0 |
| Incest | 0 | 0 | | 0.0 | 0 | 0 |
| Statutory Rape | 0 | 0 | | 0.0 | 0 | 0 |
| Human Trafficking Offenses | 0 | 0 | | 0.0 | 0 | 0 |
| Violation of No Contact/Protect. | 4 | 11 | 175.0% | 4.5 | 1 | 10 |
| Robbery | 0 | 1 | | 0.4 | 1 | 1 |
| Burglary | 5 | 7 | 40.0% | 2.8 | 6 | 1 |
| Larceny-Theft Offenses | 21 | 18 | -14.3% | 7.3 | 7 | 0 |
| Motor Vehicle Theft | 1 | 1 | 0.0% | 0.4 | 0 | 0 |
| Arson | 0 | 0 | | 0.0 | 0 | 0 |
| Destruction of Property | 19 | 13 | -31.6% | 5.3 | 1 | 1 |
| Counterfeiting/Forgery | 0 | 2 | | 0.8 | 0 | 0 |
| Fraud Offenses | 1 | 3 | 200.0% | 1.2 | 0 | 0 |
| Embezzlement | 0 | 0 | | 0.0 | 0 | 0 |
| Extortion/Blackmail | 0 | 0 | | 0.0 | 0 | 0 |
| Bribery | 0 | 0 | | 0.0 | 0 | 0 |
| Stolen Property Offenses | 2 | 4 | 100.0% | 1.6 | 2 | 0 |
| Animal Cruelty | 0 | 0 | | 0.0 | 0 | 0 |
| Drug/Narcotic Violations | 4 | 11 | 175.0% | 4.5 | 4 | 0 |
| Drug Equipment Violations | 0 | 0 | | 0.0 | 0 | 0 |
| Gambling Offenses | 0 | 0 | | 0.0 | 0 | 0 |
| Pornography | 0 | 0 | | 0.0 | 0 | 0 |
| Prostitution Offenses | 0 | 0 | | 0.0 | 0 | 0 |
| Weapon Law Violations | 0 | 0 | | 0.0 | 0 | 0 |
| Grand Total | 76 | 89 | 17.1% | 36.1 | 24 | 19 |

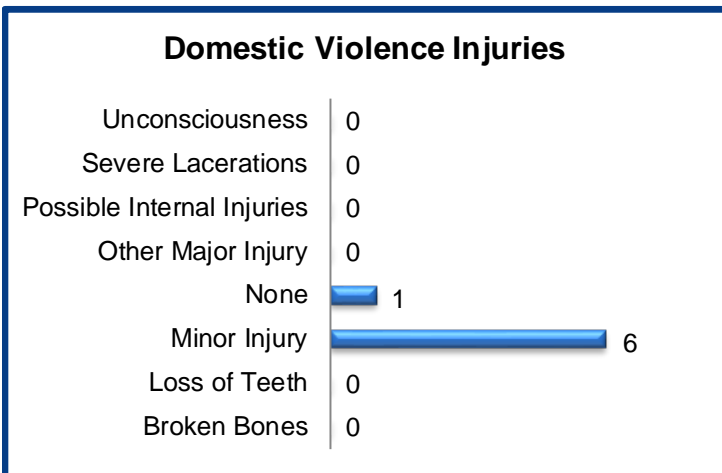
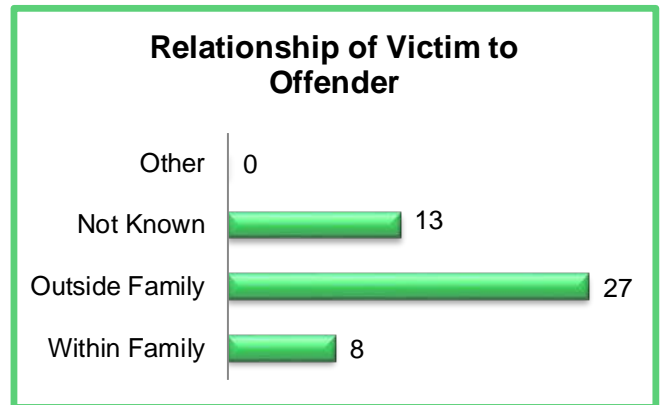
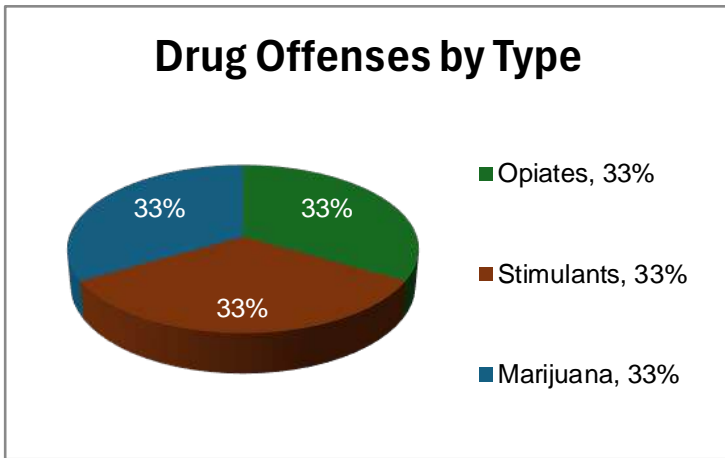
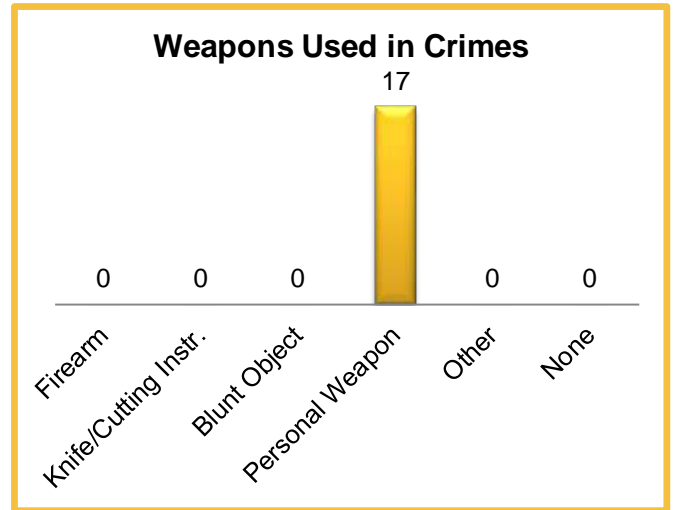
2024 Washington NIBRS Submission Agencies

Castle Rock PD

Continued

2024 Group B Arrests

| Offense | Adult | Juvenile |
|-----------------------|-----------|----------|
| Bad Checks | 0 | 0 |
| Curfew/Vagrancy | 0 | 0 |
| Disorderly Conduct | 0 | 0 |
| Drunkenness | 0 | 0 |
| DUI | 3 | 0 |
| Family Offenses | 0 | 0 |
| Liquor Law Violations | 0 | 0 |
| Peeping Tom | 0 | 0 |
| Trespass | 2 | 0 |
| All Other Offenses | 18 | 0 |
| Total | 23 | 0 |



2024 Property Values by Type

| Type | Value |
|----------------------|----------|
| Seized | \$0 |
| Burned | \$0 |
| Counterfeited/Forged | \$700 |
| Destroyed/Damaged | \$24,894 |
| Recovered | \$2,198 |
| Stolen | \$44,265 |

2024 Washington NIBRS Submission Agencies

Kalama PD

Cowlitz County

Population: 3,160
Months Reported: 12

Offense Overview

Offense Total 98
of Cleared Offense 28
Percent Cleared 28.6%

Group A Arrest Overview

Arrest Total 20
Adult Arrest Total 20
Juvenile Arrest Total 0

| Group A Offenses | Reported 2023 | Reported 2024 | % of Change | Crime Rate per 1,000 | Total Arrests | DV Offense Totals |
|----------------------------------|---------------|---------------|---------------|----------------------|---------------|-------------------|
| Murder | 0 | 0 | | 0.0 | 0 | 0 |
| Manslaughter | 0 | 0 | | 0.0 | 0 | 0 |
| Rape | 1 | 0 | -100.0% | 0.0 | 0 | 0 |
| Sodomy | 0 | 0 | | 0.0 | 0 | 0 |
| Sexual Assault w/Object | 0 | 0 | | 0.0 | 0 | 0 |
| Fondling | 1 | 0 | -100.0% | 0.0 | 0 | 0 |
| Aggravated Assault | 1 | 3 | 200.0% | 0.9 | 2 | 0 |
| Simple Assault | 18 | 12 | -33.3% | 3.8 | 4 | 8 |
| Intimidation | 5 | 6 | 20.0% | 1.9 | 0 | 0 |
| Kidnapping | 0 | 0 | | 0.0 | 0 | 0 |
| Incest | 0 | 0 | | 0.0 | 0 | 0 |
| Statutory Rape | 0 | 0 | | 0.0 | 0 | 0 |
| Human Trafficking Offenses | 0 | 0 | | 0.0 | 0 | 0 |
| Violation of No Contact/Protect. | 5 | 6 | 20.0% | 1.9 | 4 | 6 |
| Robbery | 0 | 0 | | 0.0 | 1 | 0 |
| Burglary | 15 | 11 | -26.7% | 3.5 | 1 | 0 |
| Larceny-Theft Offenses | 44 | 24 | -45.5% | 7.6 | 4 | 1 |
| Motor Vehicle Theft | 2 | 2 | 0.0% | 0.6 | 0 | 0 |
| Arson | 0 | 0 | | 0.0 | 0 | 0 |
| Destruction of Property | 23 | 13 | -43.5% | 4.1 | 0 | 0 |
| Counterfeiting/Forgery | 0 | 1 | | 0.3 | 0 | 0 |
| Fraud Offenses | 5 | 7 | 40.0% | 2.2 | 0 | 0 |
| Embezzlement | 0 | 0 | | 0.0 | 0 | 0 |
| Extortion/Blackmail | 1 | 2 | 100.0% | 0.6 | 0 | 0 |
| Bribery | 0 | 0 | | 0.0 | 0 | 0 |
| Stolen Property Offenses | 5 | 6 | 20.0% | 1.9 | 2 | 0 |
| Animal Cruelty | 0 | 0 | | 0.0 | 0 | 0 |
| Drug/Narcotic Violations | 2 | 3 | 50.0% | 0.9 | 2 | 0 |
| Drug Equipment Violations | 1 | 0 | -100.0% | 0.0 | 0 | 0 |
| Gambling Offenses | 0 | 0 | | 0.0 | 0 | 0 |
| Pornography | 0 | 0 | | 0.0 | 0 | 0 |
| Prostitution Offenses | 0 | 0 | | 0.0 | 0 | 0 |
| Weapon Law Violations | 2 | 2 | 0.0% | 0.6 | 0 | 0 |
| Grand Total | 131 | 98 | -25.2% | 31.0 | 20 | 15 |

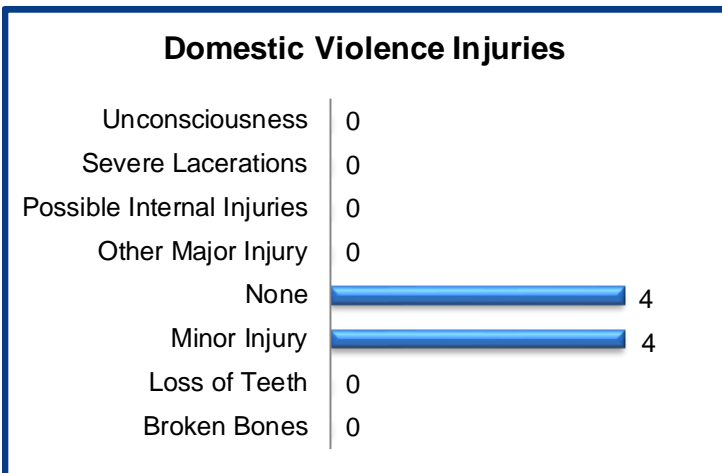
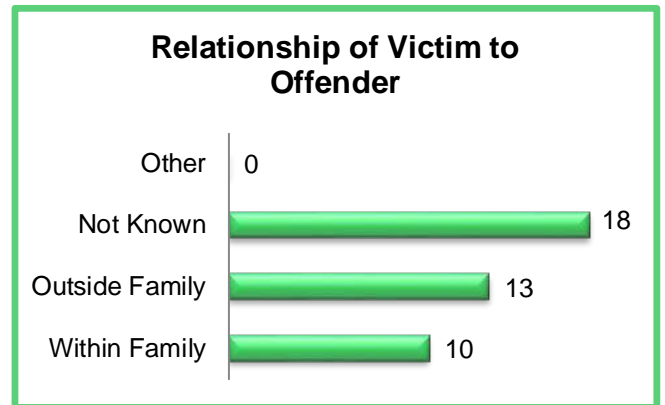
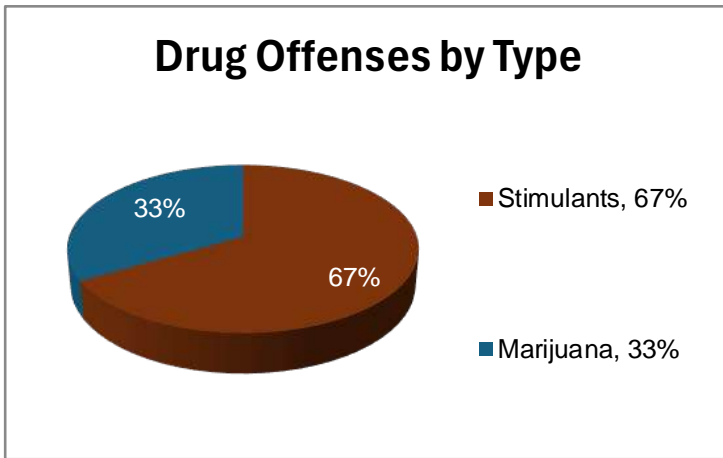
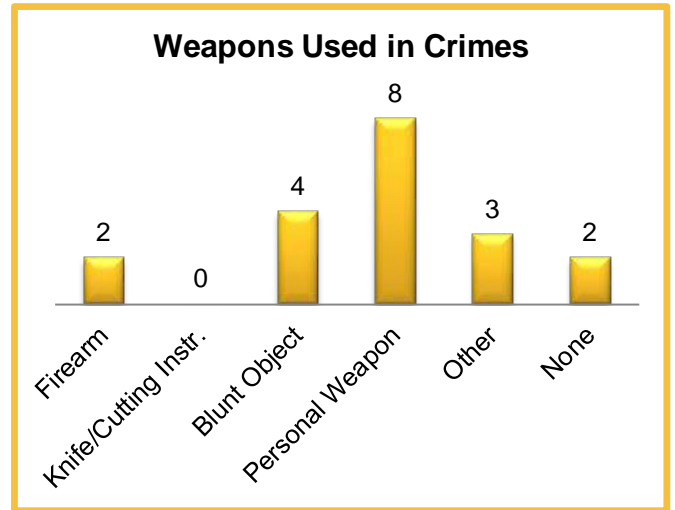
2024 Washington NIBRS Submission Agencies

Kalama PD

Continued

2024 Group B Arrests

| Offense | Adult | Juvenile |
|-----------------------|-----------|----------|
| Bad Checks | 0 | 0 |
| Curfew/Vagrancy | 0 | 0 |
| Disorderly Conduct | 1 | 0 |
| Drunkenness | 0 | 0 |
| DUI | 6 | 0 |
| Family Offenses | 0 | 0 |
| Liquor Law Violations | 0 | 0 |
| Peeping Tom | 0 | 0 |
| Trespass | 2 | 0 |
| All Other Offenses | 24 | 0 |
| Total | 33 | 0 |



2024 Property Values by Type

| Type | Value |
|----------------------|-----------|
| Seized | \$0 |
| Burned | \$0 |
| Counterfeited/Forged | \$13,236 |
| Destroyed/Damaged | \$6,717 |
| Recovered | \$33,046 |
| Stolen | \$284,901 |

2024 Washington NIBRS Submission Agencies

Kelso PD

Cowlitz County

Population: 12,780
Months Reported: 12

Offense Overview

Offense Total 804
of Cleared Offense 469
Percent Cleared 58.3%

Group A Arrest Overview

Arrest Total 387
Adult Arrest Total 332
Juvenile Arrest Total 55

| Group A Offenses | Reported 2023 | Reported 2024 | % of Change | Crime Rate per 1,000 | Total Arrests | DV Offense Totals |
|----------------------------------|---------------|---------------|---------------|----------------------|---------------|-------------------|
| Murder | 3 | 1 | -66.7% | 0.1 | 1 | 0 |
| Manslaughter | 1 | 0 | -100.0% | 0.0 | 0 | 0 |
| Rape | 11 | 8 | -27.3% | 0.6 | 2 | 3 |
| Sodomy | 0 | 0 | | 0.0 | 0 | 0 |
| Sexual Assault w/Object | 0 | 0 | | 0.0 | 0 | 0 |
| Fondling | 1 | 0 | -100.0% | 0.0 | 0 | 0 |
| Aggravated Assault | 15 | 11 | -26.7% | 0.9 | 21 | 2 |
| Simple Assault | 245 | 152 | -38.0% | 11.9 | 102 | 102 |
| Intimidation | 53 | 48 | -9.4% | 3.8 | 15 | 11 |
| Kidnapping | 1 | 1 | 0.0% | 0.1 | 2 | 0 |
| Incest | 0 | 0 | | 0.0 | 0 | 0 |
| Statutory Rape | 0 | 0 | | 0.0 | 0 | 0 |
| Human Trafficking Offenses | 0 | 0 | | 0.0 | 0 | 0 |
| Violation of No Contact/Protect. | 78 | 72 | -7.7% | 5.6 | 34 | 10 |
| Robbery | 7 | 11 | 57.1% | 0.9 | 15 | 1 |
| Burglary | 59 | 39 | -33.9% | 3.1 | 8 | 3 |
| Larceny-Theft Offenses | 355 | 191 | -46.2% | 14.9 | 68 | 3 |
| Motor Vehicle Theft | 39 | 22 | -43.6% | 1.7 | 5 | 0 |
| Arson | 4 | 1 | -75.0% | 0.1 | 0 | 0 |
| Destruction of Property | 204 | 94 | -53.9% | 7.4 | 24 | 15 |
| Counterfeiting/Forgery | 15 | 2 | -86.7% | 0.2 | 0 | 0 |
| Fraud Offenses | 52 | 24 | -53.8% | 1.9 | 8 | 0 |
| Embezzlement | 0 | 0 | | 0.0 | 0 | 0 |
| Extortion/Blackmail | 1 | 0 | -100.0% | 0.0 | 0 | 0 |
| Bribery | 0 | 0 | | 0.0 | 0 | 0 |
| Stolen Property Offenses | 16 | 11 | -31.3% | 0.9 | 7 | 0 |
| Animal Cruelty | 0 | 0 | | 0.0 | 0 | 0 |
| Drug/Narcotic Violations | 84 | 91 | 8.3% | 7.1 | 68 | 0 |
| Drug Equipment Violations | 3 | 1 | -66.7% | 0.1 | 0 | 0 |
| Gambling Offenses | 0 | 0 | | 0.0 | 0 | 0 |
| Pornography | 1 | 1 | 0.0% | 0.1 | 0 | 0 |
| Prostitution Offenses | 0 | 0 | | 0.0 | 0 | 0 |
| Weapon Law Violations | 41 | 23 | -43.9% | 1.8 | 7 | 0 |
| Grand Total | 1,289 | 804 | -37.6% | 62.9 | 387 | 150 |

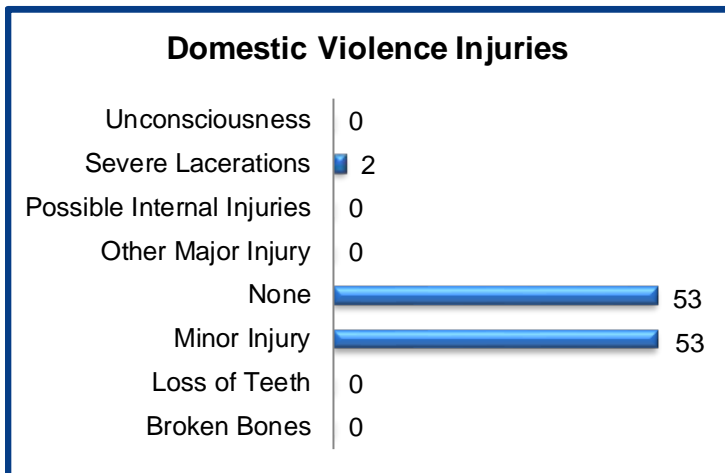
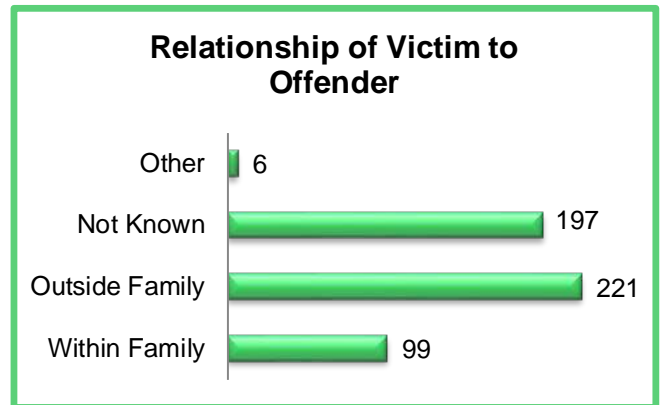
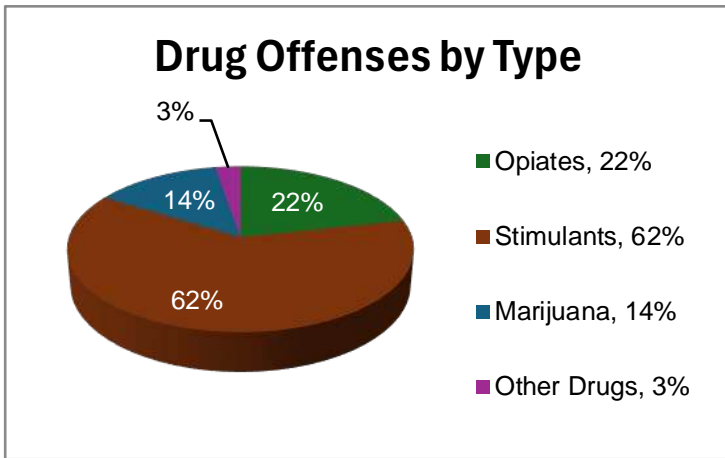
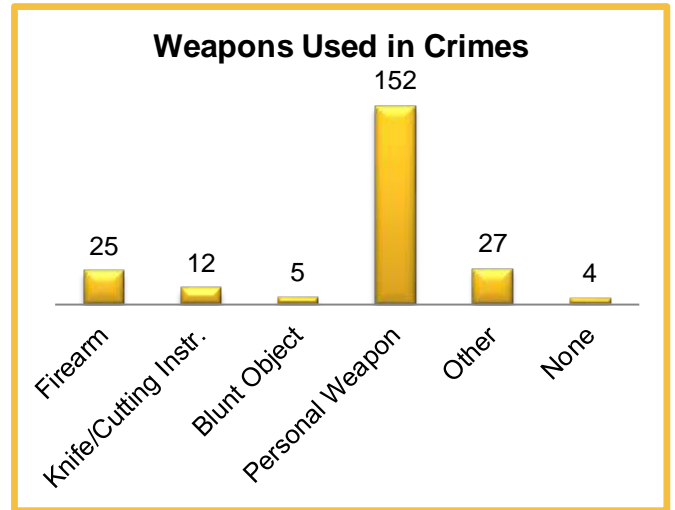
2024 Washington NIBRS Submission Agencies

Kelso PD

Continued

2024 Group B Arrests

| Offense | Adult | Juvenile |
|-----------------------|------------|-----------|
| Bad Checks | 0 | 0 |
| Curfew/Vagrancy | 0 | 0 |
| Disorderly Conduct | 13 | 2 |
| Drunkenness | 0 | 0 |
| DUI | 62 | 0 |
| Family Offenses | 0 | 0 |
| Liquor Law Violations | 7 | 4 |
| Peeping Tom | 0 | 0 |
| Trespass | 62 | 3 |
| All Other Offenses | 283 | 5 |
| Total | 427 | 14 |



2024 Property Values by Type

| Type | Value |
|----------------------|-----------|
| Seized | \$0 |
| Burned | \$1,000 |
| Counterfeited/Forged | \$7,550 |
| Destroyed/Damaged | \$67,061 |
| Recovered | \$27,150 |
| Stolen | \$294,577 |

2024 Washington NIBRS Submission Agencies

Longview PD

Cowlitz County

Population: 38,230
Months Reported: 12

Offense Overview

Offense Total 3,208
of Cleared Offense 1,759
Percent Cleared 54.8%

Group A Arrest Overview

Arrest Total 1,433
Adult Arrest Total 1,293
Juvenile Arrest Total 140

| Group A Offenses | Reported 2023 | Reported 2024 | % of Change | Crime Rate per 1,000 | Total Arrests | DV Offense Totals |
|----------------------------------|---------------|---------------|-------------|----------------------|---------------|-------------------|
| Murder | 1 | 1 | 0.0% | 0.0 | 0 | 0 |
| Manslaughter | 1 | 0 | -100.0% | 0.0 | 0 | 0 |
| Rape | 28 | 16 | -42.9% | 0.4 | 3 | 7 |
| Sodomy | 0 | 0 | | 0.0 | 0 | 0 |
| Sexual Assault w/Object | 0 | 0 | | 0.0 | 0 | 0 |
| Fondling | 3 | 4 | 33.3% | 0.1 | 1 | 3 |
| Aggravated Assault | 50 | 57 | 14.0% | 1.5 | 45 | 22 |
| Simple Assault | 440 | 508 | 15.5% | 13.3 | 309 | 265 |
| Intimidation | 93 | 135 | 45.2% | 3.5 | 44 | 37 |
| Kidnapping | 8 | 17 | 112.5% | 0.4 | 13 | 12 |
| Incest | 0 | 0 | | 0.0 | 0 | 0 |
| Statutory Rape | 0 | 0 | | 0.0 | 0 | 0 |
| Human Trafficking Offenses | 0 | 0 | | 0.0 | 0 | 0 |
| Violation of No Contact/Protect. | 150 | 137 | -8.7% | 3.6 | 37 | 104 |
| Robbery | 29 | 13 | -55.2% | 0.3 | 11 | 2 |
| Burglary | 169 | 96 | -43.2% | 2.5 | 21 | 7 |
| Larceny-Theft Offenses | 1,053 | 1,061 | 0.8% | 27.8 | 455 | 11 |
| Motor Vehicle Theft | 117 | 94 | -19.7% | 2.5 | 11 | 5 |
| Arson | 4 | 7 | 75.0% | 0.2 | 2 | 1 |
| Destruction of Property | 324 | 253 | -21.9% | 6.6 | 52 | 53 |
| Counterfeiting/Forgery | 37 | 32 | -13.5% | 0.8 | 7 | 0 |
| Fraud Offenses | 123 | 118 | -4.1% | 3.1 | 10 | 3 |
| Embezzlement | 1 | 0 | -100.0% | 0.0 | 0 | 0 |
| Extortion/Blackmail | 2 | 1 | -50.0% | 0.0 | 0 | 0 |
| Bribery | 0 | 0 | | 0.0 | 0 | 0 |
| Stolen Property Offenses | 84 | 66 | -21.4% | 1.7 | 44 | 5 |
| Animal Cruelty | 0 | 1 | | 0.0 | 1 | 0 |
| Drug/Narcotic Violations | 390 | 516 | 32.3% | 13.5 | 348 | 0 |
| Drug Equipment Violations | 3 | 5 | 66.7% | 0.1 | 3 | 0 |
| Gambling Offenses | 0 | 0 | | 0.0 | 0 | 0 |
| Pornography | 13 | 10 | -23.1% | 0.3 | 3 | 0 |
| Prostitution Offenses | 0 | 0 | | 0.0 | 0 | 0 |
| Weapon Law Violations | 75 | 60 | -20.0% | 1.6 | 13 | 0 |
| Grand Total | 3,198 | 3,208 | 0.3% | 83.9 | 1,433 | 537 |

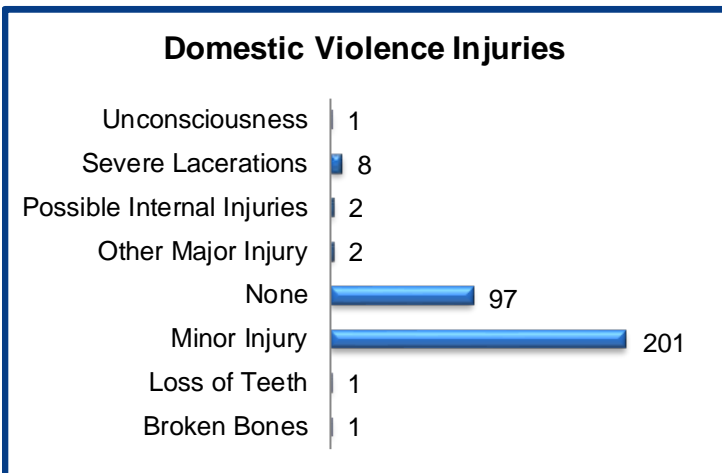
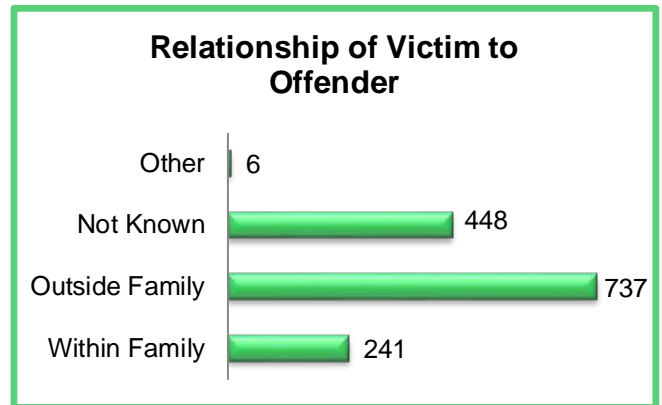
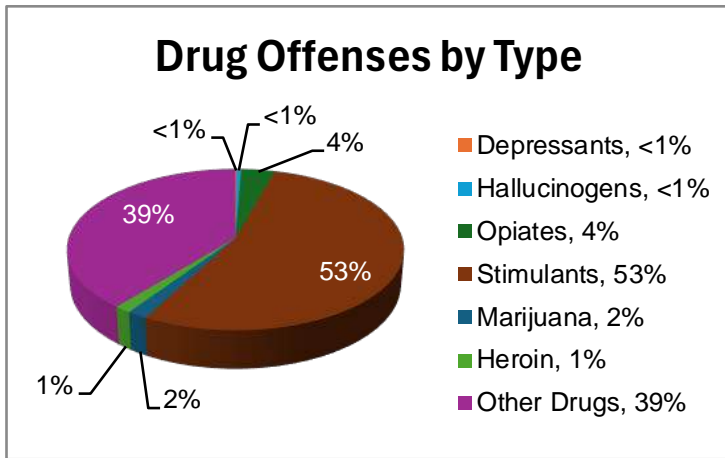
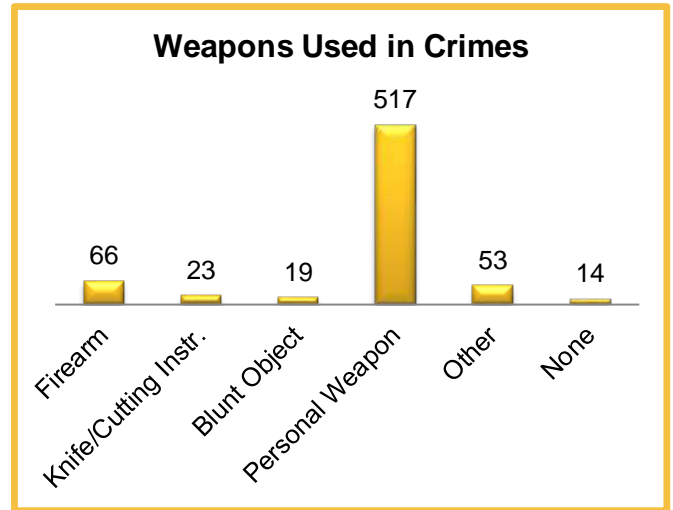
2024 Washington NIBRS Submission Agencies

Longview PD

Continued

2024 Group B Arrests

| Offense | Adult | Juvenile |
|-----------------------|------------|-----------|
| Bad Checks | 0 | 0 |
| Curfew/Vagrancy | 77 | 0 |
| Disorderly Conduct | 29 | 2 |
| Drunkenness | 0 | 0 |
| DUI | 102 | 1 |
| Family Offenses | 0 | 0 |
| Liquor Law Violations | 8 | 4 |
| Peeping Tom | 0 | 0 |
| Trespass | 141 | 5 |
| All Other Offenses | 613 | 11 |
| Total | 970 | 23 |



2024 Property Values by Type

| Type | Value |
|----------------------|-------------|
| Seized | \$1,705 |
| Burned | \$152,335 |
| Counterfeited/Forged | \$650 |
| Destroyed/Damaged | \$299,460 |
| Recovered | \$724,380 |
| Stolen | \$3,840,083 |

2024 Washington NIBRS Submission Agencies

Woodland PD

Cowlitz County

Population: 6,575
Months Reported: 12

Offense Overview

Offense Total 372
of Cleared Offense 152
Percent Cleared 40.9%

Group A Arrest Overview

Arrest Total 132
Adult Arrest Total 132
Juvenile Arrest Total 0

| Group A Offenses | Reported 2023 | Reported 2024 | % of Change | Crime Rate per 1,000 | Total Arrests | DV Offense Totals |
|----------------------------------|---------------|---------------|---------------|----------------------|---------------|-------------------|
| Murder | 0 | 1 | | 0.2 | 0 | 0 |
| Manslaughter | 0 | 0 | | 0.0 | 0 | 0 |
| Rape | 5 | 0 | -100.0% | 0.0 | 0 | 0 |
| Sodomy | 0 | 0 | | 0.0 | 0 | 0 |
| Sexual Assault w/Object | 0 | 0 | | 0.0 | 0 | 0 |
| Fondling | 5 | 0 | -100.0% | 0.0 | 1 | 0 |
| Aggravated Assault | 1 | 6 | 500.0% | 0.9 | 5 | 2 |
| Simple Assault | 41 | 42 | 2.4% | 6.4 | 17 | 22 |
| Intimidation | 22 | 15 | -31.8% | 2.3 | 2 | 3 |
| Kidnapping | 1 | 0 | -100.0% | 0.0 | 0 | 0 |
| Incest | 0 | 0 | | 0.0 | 0 | 0 |
| Statutory Rape | 0 | 0 | | 0.0 | 0 | 0 |
| Human Trafficking Offenses | 0 | 0 | | 0.0 | 0 | 0 |
| Violation of No Contact/Protect. | 13 | 12 | -7.7% | 1.8 | 5 | 9 |
| Robbery | 4 | 1 | -75.0% | 0.2 | 0 | 0 |
| Burglary | 27 | 19 | -29.6% | 2.9 | 8 | 0 |
| Larceny-Theft Offenses | 186 | 159 | -14.5% | 24.2 | 76 | 2 |
| Motor Vehicle Theft | 24 | 8 | -66.7% | 1.2 | 3 | 0 |
| Arson | 0 | 0 | | 0.0 | 0 | 0 |
| Destruction of Property | 73 | 38 | -47.9% | 5.8 | 2 | 3 |
| Counterfeiting/Forgery | 6 | 5 | -16.7% | 0.8 | 1 | 0 |
| Fraud Offenses | 30 | 28 | -6.7% | 4.3 | 0 | 0 |
| Embezzlement | 0 | 1 | | 0.2 | 0 | 0 |
| Extortion/Blackmail | 2 | 0 | -100.0% | 0.0 | 0 | 0 |
| Bribery | 0 | 0 | | 0.0 | 0 | 0 |
| Stolen Property Offenses | 11 | 8 | -27.3% | 1.2 | 4 | 0 |
| Animal Cruelty | 0 | 1 | | 0.2 | 0 | 0 |
| Drug/Narcotic Violations | 8 | 16 | 100.0% | 2.4 | 8 | 0 |
| Drug Equipment Violations | 0 | 1 | | 0.2 | 0 | 0 |
| Gambling Offenses | 0 | 0 | | 0.0 | 0 | 0 |
| Pornography | 1 | 1 | 0.0% | 0.2 | 0 | 0 |
| Prostitution Offenses | 0 | 0 | | 0.0 | 0 | 0 |
| Weapon Law Violations | 4 | 10 | 150.0% | 1.5 | 0 | 0 |
| Grand Total | 464 | 372 | -19.8% | 56.6 | 132 | 41 |

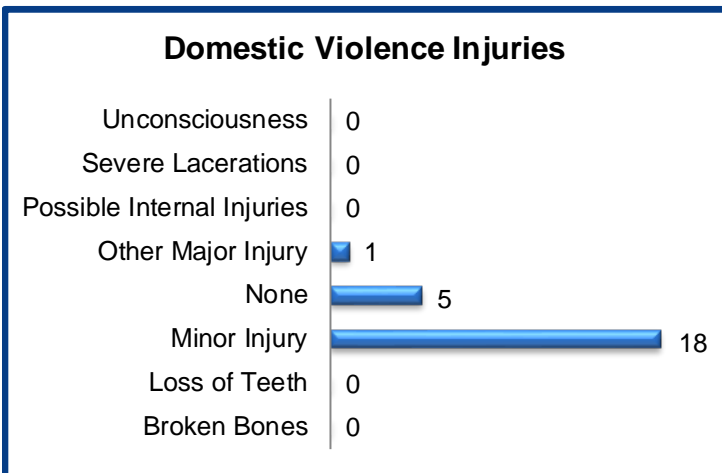
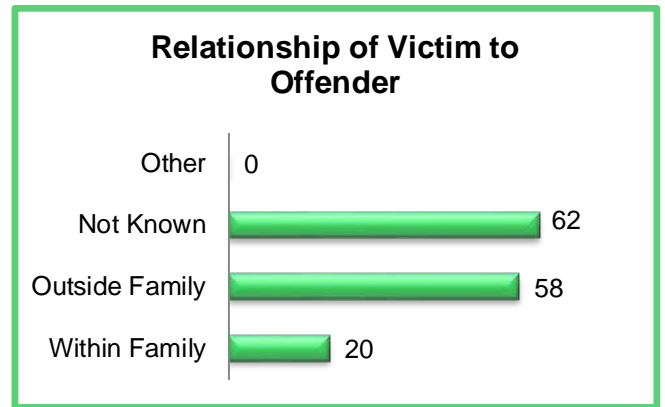
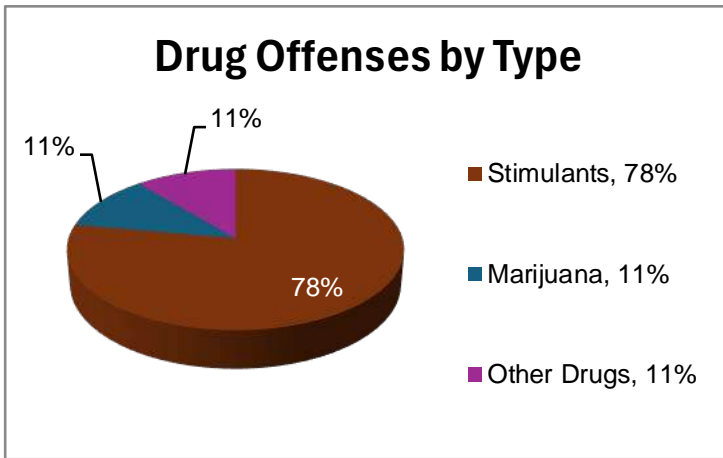
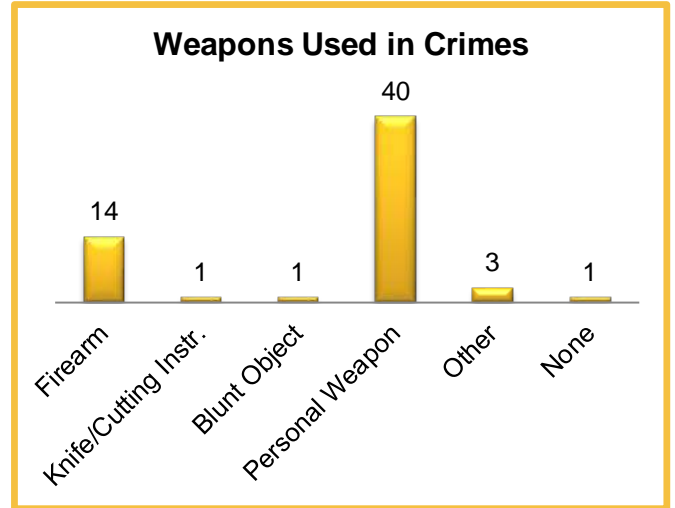
2024 Washington NIBRS Submission Agencies

Woodland PD

Continued

2024 Group B Arrests

| Offense | Adult | Juvenile |
|-----------------------|-----------|----------|
| Bad Checks | 0 | 0 |
| Curfew/Vagrancy | 0 | 0 |
| Disorderly Conduct | 0 | 0 |
| Drunkenness | 0 | 0 |
| DUI | 31 | 0 |
| Family Offenses | 0 | 0 |
| Liquor Law Violations | 0 | 0 |
| Peeping Tom | 0 | 0 |
| Trespass | 11 | 0 |
| All Other Offenses | 44 | 0 |
| Total | 86 | 0 |



2024 Property Values by Type

| Type | Value |
|----------------------|-----------|
| Seized | \$0 |
| Burned | \$0 |
| Counterfeited/Forged | \$2,848 |
| Destroyed/Damaged | \$40,796 |
| Recovered | \$77,183 |
| Stolen | \$324,953 |

2024 Washington NIBRS Submission Agencies

Douglas SO

Douglas County

Population: 30,710
Months Reported: 12

Offense Overview

Offense Total 572
of Cleared Offense 206
Percent Cleared 36.0%

Group A Arrest Overview

Arrest Total 147
Adult Arrest Total 127
Juvenile Arrest Total 20

| Group A Offenses | Reported 2023 | Reported 2024 | % of Change | Crime Rate per 1,000 | Total Arrests | DV Offense Totals |
|----------------------------------|---------------|---------------|-------------|----------------------|---------------|-------------------|
| Murder | 2 | 1 | -50.0% | 0.0 | 1 | 0 |
| Manslaughter | 0 | 0 | | 0.0 | 0 | 0 |
| Rape | 3 | 1 | -66.7% | 0.0 | 1 | 1 |
| Sodomy | 0 | 0 | | 0.0 | 0 | 0 |
| Sexual Assault w/Object | 0 | 0 | | 0.0 | 0 | 0 |
| Fondling | 2 | 5 | 150.0% | 0.2 | 5 | 2 |
| Aggravated Assault | 20 | 20 | 0.0% | 0.7 | 6 | 10 |
| Simple Assault | 86 | 94 | 9.3% | 3.1 | 62 | 77 |
| Intimidation | 11 | 28 | 154.5% | 0.9 | 4 | 17 |
| Kidnapping | 1 | 4 | 300.0% | 0.1 | 5 | 4 |
| Incest | 0 | 0 | | 0.0 | 0 | 0 |
| Statutory Rape | 0 | 1 | | 0.0 | 0 | 0 |
| Human Trafficking Offenses | 0 | 0 | | 0.0 | 0 | 0 |
| Violation of No Contact/Protect. | 39 | 37 | -5.1% | 1.2 | 21 | 31 |
| Robbery | 3 | 1 | -66.7% | 0.0 | 0 | 0 |
| Burglary | 68 | 53 | -22.1% | 1.7 | 9 | 7 |
| Larceny-Theft Offenses | 121 | 98 | -19.0% | 3.2 | 8 | 3 |
| Motor Vehicle Theft | 32 | 36 | 12.5% | 1.2 | 3 | 2 |
| Arson | 1 | 0 | -100.0% | 0.0 | 0 | 0 |
| Destruction of Property | 83 | 106 | 27.7% | 3.5 | 10 | 27 |
| Counterfeiting/Forgery | 4 | 1 | -75.0% | 0.0 | 0 | 0 |
| Fraud Offenses | 51 | 60 | 17.6% | 2.0 | 1 | 0 |
| Embezzlement | 0 | 0 | | 0.0 | 0 | 0 |
| Extortion/Blackmail | 1 | 2 | 100.0% | 0.1 | 1 | 0 |
| Bribery | 0 | 0 | | 0.0 | 0 | 0 |
| Stolen Property Offenses | 3 | 2 | -33.3% | 0.1 | 1 | 0 |
| Animal Cruelty | 0 | 0 | | 0.0 | 0 | 0 |
| Drug/Narcotic Violations | 10 | 8 | -20.0% | 0.3 | 3 | 0 |
| Drug Equipment Violations | 0 | 0 | | 0.0 | 0 | 0 |
| Gambling Offenses | 0 | 0 | | 0.0 | 0 | 0 |
| Pornography | 0 | 1 | | 0.0 | 0 | 0 |
| Prostitution Offenses | 0 | 0 | | 0.0 | 0 | 0 |
| Weapon Law Violations | 14 | 13 | -7.1% | 0.4 | 6 | 0 |
| Grand Total | 555 | 572 | 3.1% | 18.6 | 147 | 181 |

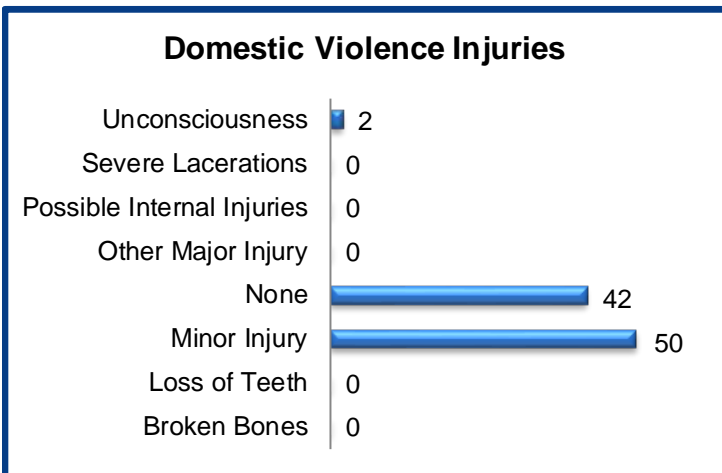
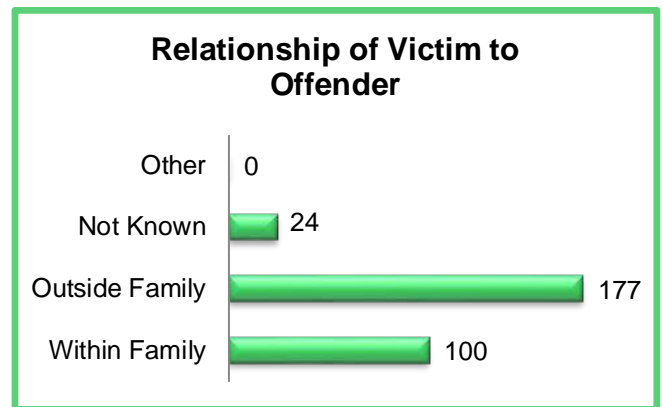
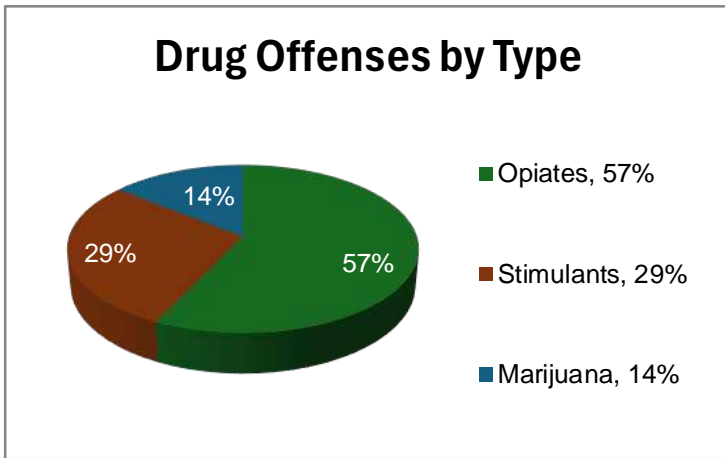
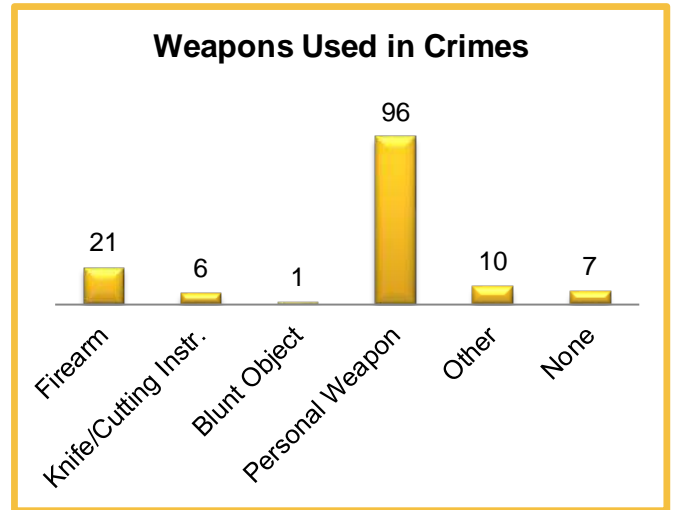
2024 Washington NIBRS Submission Agencies

Douglas SO

Continued

2024 Group B Arrests

| Offense | Adult | Juvenile |
|-----------------------|------------|----------|
| Bad Checks | 0 | 0 |
| Curfew/Vagrancy | 0 | 0 |
| Disorderly Conduct | 0 | 0 |
| Drunkenness | 0 | 0 |
| DUI | 84 | 0 |
| Family Offenses | 0 | 0 |
| Liquor Law Violations | 0 | 1 |
| Peeping Tom | 0 | 0 |
| Trespass | 7 | 1 |
| All Other Offenses | 15 | 1 |
| Total | 106 | 3 |



2024 Property Values by Type

| Type | Value |
|----------------------|-------------|
| Seized | \$0 |
| Burned | \$0 |
| Counterfeited/Forged | \$0 |
| Destroyed/Damaged | \$71,673 |
| Recovered | \$94,050 |
| Stolen | \$2,335,657 |

2024 Washington NIBRS Submission Agencies

East Wenatchee PD

Douglas County

Population: 14,240
Months Reported: 12

Offense Overview

Offense Total 658
of Cleared Offense 316
Percent Cleared 48.0%

Group A Arrest Overview

Arrest Total 281
Adult Arrest Total 250
Juvenile Arrest Total 31

| Group A Offenses | Reported 2023 | Reported 2024 | % of Change | Crime Rate per 1,000 | Total Arrests | DV Offense Totals |
|----------------------------------|---------------|---------------|--------------|----------------------|---------------|-------------------|
| Murder | 0 | 2 | | 0.1 | 1 | 1 |
| Manslaughter | 0 | 0 | | 0.0 | 0 | 0 |
| Rape | 5 | 5 | 0.0% | 0.4 | 4 | 2 |
| Sodomy | 0 | 0 | | 0.0 | 0 | 0 |
| Sexual Assault w/Object | 0 | 0 | | 0.0 | 0 | 0 |
| Fondling | 5 | 0 | -100.0% | 0.0 | 0 | 0 |
| Aggravated Assault | 6 | 12 | 100.0% | 0.8 | 8 | 6 |
| Simple Assault | 125 | 90 | -28.0% | 6.3 | 61 | 55 |
| Intimidation | 2 | 1 | -50.0% | 0.1 | 1 | 1 |
| Kidnapping | 6 | 2 | -66.7% | 0.1 | 0 | 2 |
| Incest | 0 | 0 | | 0.0 | 0 | 0 |
| Statutory Rape | 0 | 1 | | 0.1 | 1 | 1 |
| Human Trafficking Offenses | 0 | 0 | | 0.0 | 0 | 0 |
| Violation of No Contact/Protect. | 35 | 36 | 2.9% | 2.5 | 18 | 20 |
| Robbery | 3 | 8 | 166.7% | 0.6 | 6 | 1 |
| Burglary | 36 | 33 | -8.3% | 2.3 | 14 | 2 |
| Larceny-Theft Offenses | 200 | 243 | 21.5% | 17.1 | 96 | 0 |
| Motor Vehicle Theft | 17 | 18 | 5.9% | 1.3 | 3 | 0 |
| Arson | 0 | 0 | | 0.0 | 0 | 0 |
| Destruction of Property | 85 | 62 | -27.1% | 4.4 | 11 | 17 |
| Counterfeiting/Forgery | 11 | 11 | 0.0% | 0.8 | 0 | 0 |
| Fraud Offenses | 20 | 23 | 15.0% | 1.6 | 3 | 0 |
| Embezzlement | 0 | 0 | | 0.0 | 0 | 0 |
| Extortion/Blackmail | 0 | 0 | | 0.0 | 0 | 0 |
| Bribery | 0 | 0 | | 0.0 | 0 | 0 |
| Stolen Property Offenses | 14 | 13 | -7.1% | 0.9 | 10 | 0 |
| Animal Cruelty | 0 | 3 | | 0.2 | 1 | 0 |
| Drug/Narcotic Violations | 74 | 81 | 9.5% | 5.7 | 37 | 0 |
| Drug Equipment Violations | 1 | 2 | 100.0% | 0.1 | 1 | 0 |
| Gambling Offenses | 0 | 0 | | 0.0 | 0 | 0 |
| Pornography | 1 | 0 | -100.0% | 0.0 | 0 | 0 |
| Prostitution Offenses | 0 | 0 | | 0.0 | 0 | 0 |
| Weapon Law Violations | 17 | 12 | -29.4% | 0.8 | 5 | 0 |
| Grand Total | 663 | 658 | -0.8% | 46.2 | 281 | 108 |

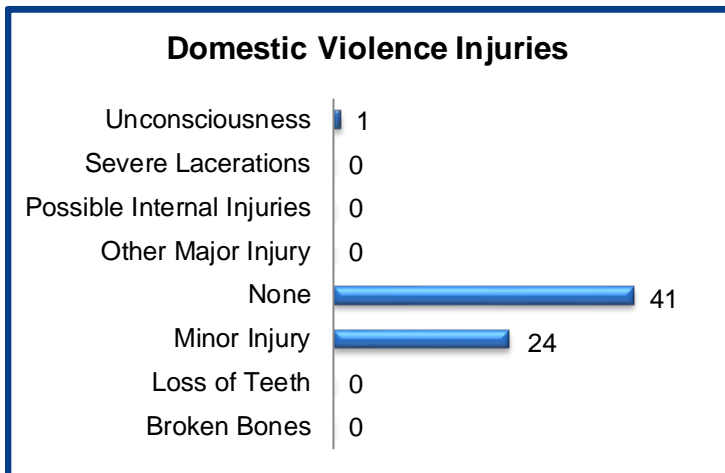
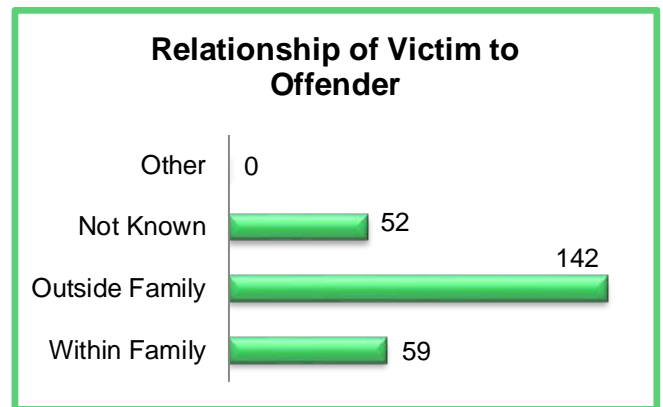
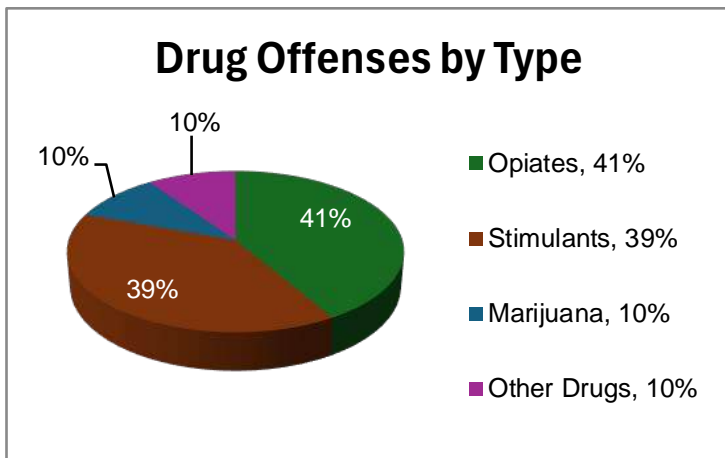
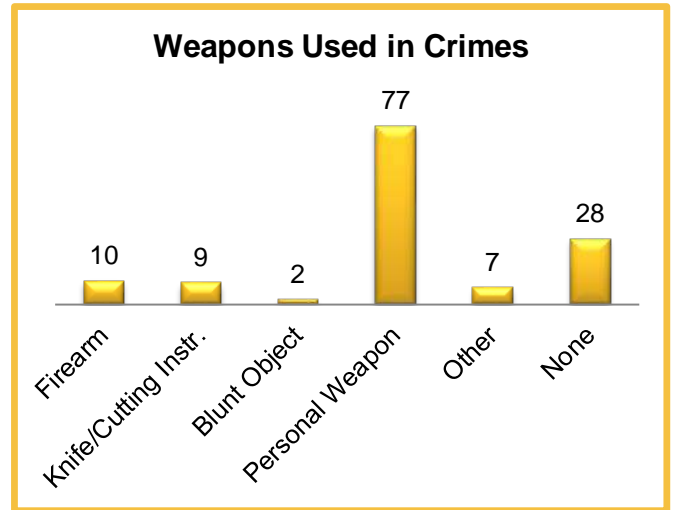
2024 Washington NIBRS Submission Agencies

East Wenatchee PD

Continued

2024 Group B Arrests

| Offense | Adult | Juvenile |
|-----------------------|------------|-----------|
| Bad Checks | 0 | 0 |
| Curfew/Vagrancy | 0 | 0 |
| Disorderly Conduct | 4 | 13 |
| Drunkenness | 0 | 0 |
| DUI | 70 | 4 |
| Family Offenses | 0 | 0 |
| Liquor Law Violations | 1 | 0 |
| Peeping Tom | 0 | 0 |
| Trespass | 37 | 0 |
| All Other Offenses | 70 | 2 |
| Total | 182 | 19 |



2024 Property Values by Type

| Type | Value |
|----------------------|-------------|
| Seized | \$2 |
| Burned | \$0 |
| Counterfeited/Forged | \$18,914 |
| Destroyed/Damaged | \$66,204 |
| Recovered | \$90,518 |
| Stolen | \$1,355,876 |

2024 Washington NIBRS Submission Agencies

Ferry SO

Ferry County

Population: 7,350
Months Reported: 6

Offense Overview

Offense Total 43
of Cleared Offense 21
Percent Cleared 48.8%

Group A Arrest Overview

Arrest Total 15
Adult Arrest Total 15
Juvenile Arrest Total 0

| Group A Offenses | Reported 2023 | Reported 2024 | % of Change* | Crime Rate per 1,000 | Total Arrests | DV Offense Totals |
|----------------------------------|---------------|---------------|--------------|----------------------|---------------|-------------------|
| Murder | 0 | 0 | | 0.0 | 0 | 0 |
| Manslaughter | 0 | 0 | | 0.0 | 0 | 0 |
| Rape | 3 | 1 | | 0.1 | 0 | 1 |
| Sodomy | 0 | 0 | | 0.0 | 0 | 0 |
| Sexual Assault w/Object | 0 | 0 | | 0.0 | 0 | 0 |
| Fondling | 3 | 0 | | 0.0 | 0 | 0 |
| Aggravated Assault | 10 | 0 | | 0.0 | 0 | 0 |
| Simple Assault | 25 | 13 | | 1.8 | 8 | 9 |
| Intimidation | 0 | 0 | | 0.0 | 0 | 0 |
| Kidnapping | 0 | 0 | | 0.0 | 0 | 0 |
| Incest | 0 | 0 | | 0.0 | 0 | 0 |
| Statutory Rape | 0 | 0 | | 0.0 | 0 | 0 |
| Human Trafficking Offenses | 0 | 0 | | 0.0 | 0 | 0 |
| Violation of No Contact/Protect. | 12 | 5 | | 0.7 | 1 | 2 |
| Robbery | 0 | 0 | | 0.0 | 0 | 0 |
| Burglary | 4 | 9 | | 1.2 | 3 | 0 |
| Larceny-Theft Offenses | 15 | 9 | | 1.2 | 1 | 1 |
| Motor Vehicle Theft | 2 | 1 | | 0.1 | 1 | 0 |
| Arson | 0 | 0 | | 0.0 | 0 | 0 |
| Destruction of Property | 3 | 3 | | 0.4 | 0 | 0 |
| Counterfeiting/Forgery | 0 | 0 | | 0.0 | 0 | 0 |
| Fraud Offenses | 2 | 1 | | 0.1 | 0 | 0 |
| Embezzlement | 0 | 0 | | 0.0 | 0 | 0 |
| Extortion/Blackmail | 0 | 0 | | 0.0 | 0 | 0 |
| Bribery | 0 | 0 | | 0.0 | 0 | 0 |
| Stolen Property Offenses | 1 | 1 | | 0.1 | 1 | 0 |
| Animal Cruelty | 0 | 0 | | 0.0 | 0 | 0 |
| Drug/Narcotic Violations | 2 | 0 | | 0.0 | 0 | 0 |
| Drug Equipment Violations | 1 | 0 | | 0.0 | 0 | 0 |
| Gambling Offenses | 0 | 0 | | 0.0 | 0 | 0 |
| Pornography | 0 | 0 | | 0.0 | 0 | 0 |
| Prostitution Offenses | 0 | 0 | | 0.0 | 0 | 0 |
| Weapon Law Violations | 1 | 0 | | 0.0 | 0 | 0 |
| Grand Total | 84 | 43 | | 5.9 | 15 | 13 |

* Please see #10 in the NIBRS Individual Agency Page Table Legend.

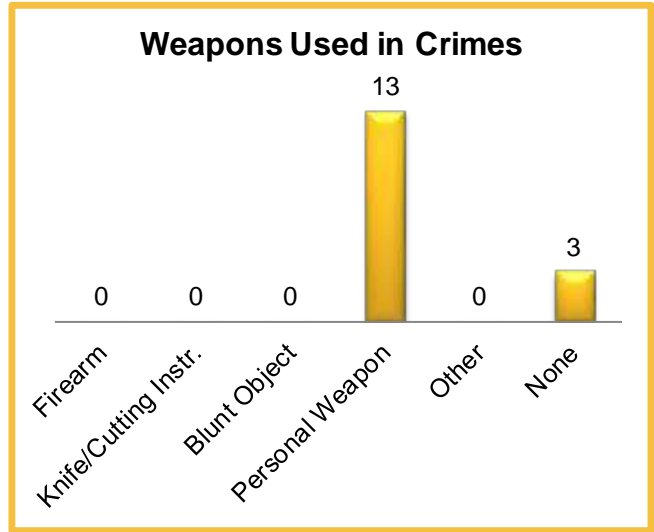
2024 Washington NIBRS Submission Agencies

Ferry SO

Continued

2024 Group B Arrests

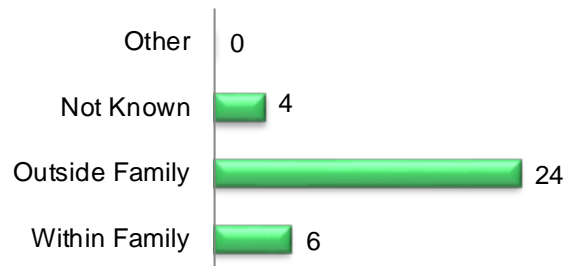
| Offense | Adult | Juvenile |
|-----------------------|----------|----------|
| Bad Checks | 0 | 0 |
| Curfew/Vagrancy | 0 | 0 |
| Disorderly Conduct | 0 | 0 |
| Drunkenness | 0 | 0 |
| DUI | 1 | 0 |
| Family Offenses | 0 | 0 |
| Liquor Law Violations | 0 | 0 |
| Peeping Tom | 0 | 0 |
| Trespass | 1 | 0 |
| All Other Offenses | 0 | 0 |
| Total | 2 | 0 |



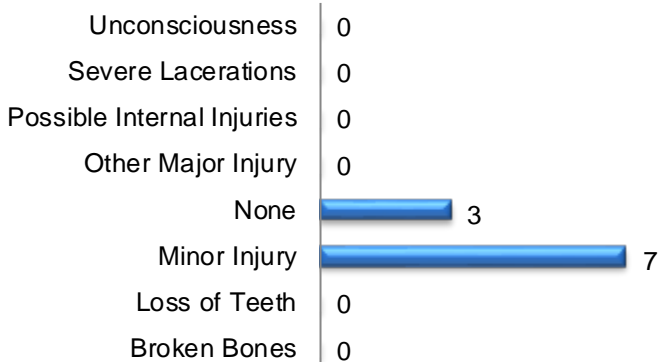
Drug Offenses by Type

No Drug Offenses by Type Reported

Relationship of Victim to Offender



Domestic Violence Injuries



2024 Property Values by Type

| Type | Value |
|----------------------|----------|
| Seized | \$0 |
| Burned | \$0 |
| Counterfeited/Forged | \$0 |
| Destroyed/Damaged | \$19,500 |
| Recovered | \$30,000 |
| Stolen | \$91,800 |

2024 Washington NIBRS Submission Agencies

Franklin SO

Franklin County

Population: 14,905
Months Reported: 12

Offense Overview

Offense Total 525
of Cleared Offense 189
Percent Cleared 36.0%

Group A Arrest Overview

Arrest Total 144
Adult Arrest Total 136
Juvenile Arrest Total 8

| Group A Offenses | Reported 2023 | Reported 2024 | % of Change | Crime Rate per 1,000 | Total Arrests | DV Offense Totals |
|----------------------------------|---------------|---------------|--------------|----------------------|---------------|-------------------|
| Murder | 2 | 1 | -50.0% | 0.1 | 1 | 0 |
| Manslaughter | 2 | 0 | -100.0% | 0.0 | 1 | 0 |
| Rape | 10 | 7 | -30.0% | 0.5 | 0 | 6 |
| Sodomy | 1 | 2 | 100.0% | 0.1 | 0 | 0 |
| Sexual Assault w/Object | 0 | 0 | | 0.0 | 0 | 0 |
| Fondling | 4 | 5 | 25.0% | 0.3 | 1 | 2 |
| Aggravated Assault | 41 | 38 | -7.3% | 2.5 | 19 | 14 |
| Simple Assault | 81 | 95 | 17.3% | 6.4 | 52 | 48 |
| Intimidation | 12 | 17 | 41.7% | 1.1 | 4 | 6 |
| Kidnapping | 6 | 3 | -50.0% | 0.2 | 1 | 3 |
| Incest | 0 | 0 | | 0.0 | 0 | 0 |
| Statutory Rape | 2 | 1 | -50.0% | 0.1 | 1 | 0 |
| Human Trafficking Offenses | 0 | 0 | | 0.0 | 0 | 0 |
| Violation of No Contact/Protect. | 24 | 40 | 66.7% | 2.7 | 14 | 30 |
| Robbery | 4 | 1 | -75.0% | 0.1 | 0 | 1 |
| Burglary | 31 | 24 | -22.6% | 1.6 | 4 | 3 |
| Larceny-Theft Offenses | 75 | 99 | 32.0% | 6.6 | 3 | 7 |
| Motor Vehicle Theft | 22 | 26 | 18.2% | 1.7 | 4 | 0 |
| Arson | 0 | 5 | | 0.3 | 0 | 3 |
| Destruction of Property | 50 | 59 | 18.0% | 4.0 | 5 | 18 |
| Counterfeiting/Forgery | 3 | 7 | 133.3% | 0.5 | 1 | 0 |
| Fraud Offenses | 34 | 28 | -17.6% | 1.9 | 0 | 2 |
| Embezzlement | 0 | 0 | | 0.0 | 0 | 0 |
| Extortion/Blackmail | 4 | 2 | -50.0% | 0.1 | 0 | 1 |
| Bribery | 0 | 0 | | 0.0 | 0 | 0 |
| Stolen Property Offenses | 8 | 14 | 75.0% | 0.9 | 7 | 1 |
| Animal Cruelty | 2 | 2 | 0.0% | 0.1 | 0 | 0 |
| Drug/Narcotic Violations | 17 | 37 | 117.6% | 2.5 | 21 | 0 |
| Drug Equipment Violations | 0 | 1 | | 0.1 | 0 | 0 |
| Gambling Offenses | 0 | 0 | | 0.0 | 0 | 0 |
| Pornography | 7 | 2 | -71.4% | 0.1 | 1 | 0 |
| Prostitution Offenses | 0 | 0 | | 0.0 | 0 | 0 |
| Weapon Law Violations | 12 | 9 | -25.0% | 0.6 | 4 | 0 |
| Grand Total | 454 | 525 | 15.6% | 35.2 | 144 | 145 |

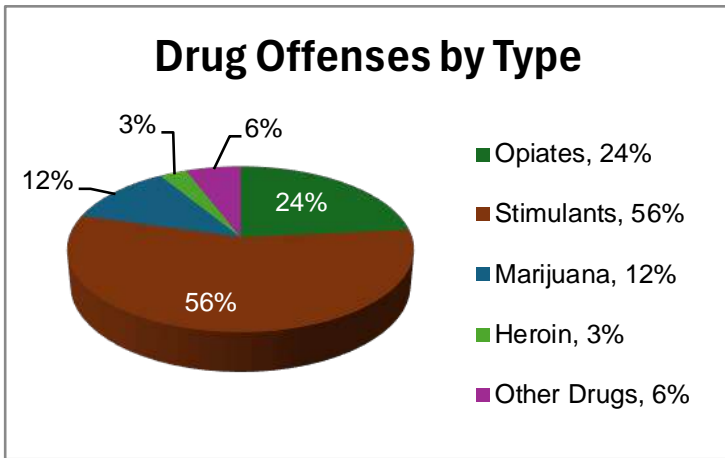
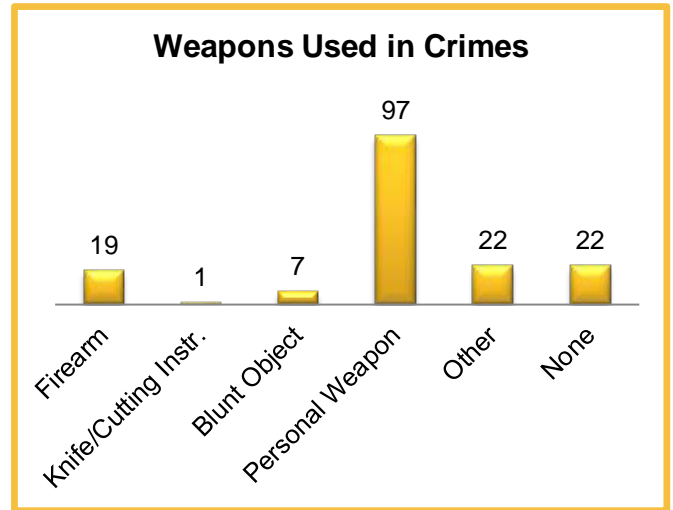
2024 Washington NIBRS Submission Agencies

Franklin SO

Continued

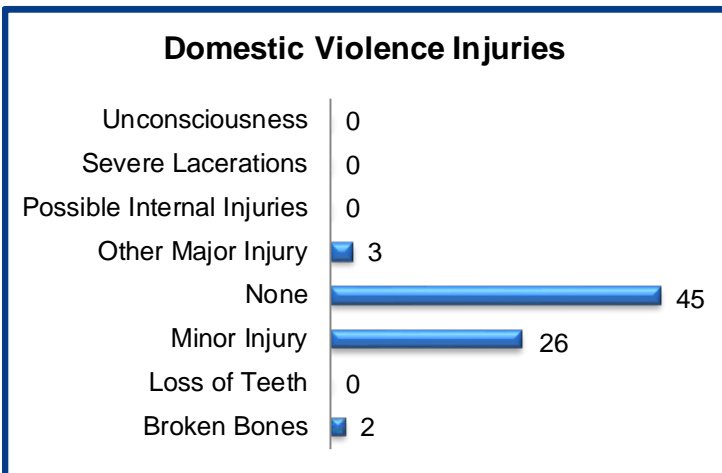
2024 Group B Arrests

| Offense | Adult | Juvenile |
|-----------------------|------------|----------|
| Bad Checks | 0 | 0 |
| Curfew/Vagrancy | 0 | 0 |
| Disorderly Conduct | 0 | 0 |
| Drunkenness | 0 | 0 |
| DUI | 101 | 4 |
| Family Offenses | 0 | 0 |
| Liquor Law Violations | 1 | 0 |
| Peeping Tom | 0 | 0 |
| Trespass | 2 | 1 |
| All Other Offenses | 12 | 1 |
| Total | 116 | 6 |



2024 Property Values by Type

| Type | Value |
|----------------------|-----------|
| Seized | \$0 |
| Burned | \$70,000 |
| Counterfeited/Forged | \$21,981 |
| Destroyed/Damaged | \$101,498 |
| Recovered | \$151,264 |
| Stolen | \$640,454 |



2024 Washington NIBRS Submission Agencies

Connell PD

Franklin County

Population: 5,175
Months Reported: 12

Offense Overview

Offense Total 108
of Cleared Offense 20
Percent Cleared 18.5%

Group A Arrest Overview

Arrest Total 16
Adult Arrest Total 13
Juvenile Arrest Total 3

| Group A Offenses | Reported 2023 | Reported 2024 | % of Change | Crime Rate per 1,000 | Total Arrests | DV Offense Totals |
|----------------------------------|---------------|---------------|-------------|----------------------|---------------|-------------------|
| Murder | 0 | 0 | | 0.0 | 0 | 0 |
| Manslaughter | 0 | 0 | | 0.0 | 0 | 0 |
| Rape | 1 | 0 | -100.0% | 0.0 | 0 | 0 |
| Sodomy | 1 | 0 | -100.0% | 0.0 | 0 | 0 |
| Sexual Assault w/Object | 0 | 0 | | 0.0 | 0 | 0 |
| Fondling | 0 | 1 | | 0.2 | 0 | 0 |
| Aggravated Assault | 4 | 1 | -75.0% | 0.2 | 0 | 1 |
| Simple Assault | 20 | 22 | 10.0% | 4.3 | 8 | 11 |
| Intimidation | 1 | 6 | 500.0% | 1.2 | 0 | 1 |
| Kidnapping | 0 | 0 | | 0.0 | 0 | 0 |
| Incest | 0 | 0 | | 0.0 | 0 | 0 |
| Statutory Rape | 1 | 0 | -100.0% | 0.0 | 0 | 0 |
| Human Trafficking Offenses | 0 | 0 | | 0.0 | 0 | 0 |
| Violation of No Contact/Protect. | 4 | 14 | 250.0% | 2.7 | 3 | 8 |
| Robbery | 0 | 0 | | 0.0 | 0 | 0 |
| Burglary | 5 | 6 | 20.0% | 1.2 | 0 | 1 |
| Larceny-Theft Offenses | 27 | 22 | -18.5% | 4.3 | 2 | 0 |
| Motor Vehicle Theft | 4 | 6 | 50.0% | 1.2 | 0 | 0 |
| Arson | 0 | 1 | | 0.2 | 0 | 0 |
| Destruction of Property | 28 | 20 | -28.6% | 3.9 | 2 | 4 |
| Counterfeiting/Forgery | 1 | 0 | -100.0% | 0.0 | 0 | 0 |
| Fraud Offenses | 5 | 3 | -40.0% | 0.6 | 0 | 0 |
| Embezzlement | 0 | 0 | | 0.0 | 0 | 0 |
| Extortion/Blackmail | 0 | 0 | | 0.0 | 0 | 0 |
| Bribery | 0 | 0 | | 0.0 | 0 | 0 |
| Stolen Property Offenses | 1 | 2 | 100.0% | 0.4 | 0 | 0 |
| Animal Cruelty | 0 | 0 | | 0.0 | 0 | 0 |
| Drug/Narcotic Violations | 3 | 1 | -66.7% | 0.2 | 0 | 0 |
| Drug Equipment Violations | 0 | 0 | | 0.0 | 0 | 0 |
| Gambling Offenses | 0 | 0 | | 0.0 | 0 | 0 |
| Pornography | 0 | 1 | | 0.2 | 0 | 0 |
| Prostitution Offenses | 0 | 0 | | 0.0 | 0 | 0 |
| Weapon Law Violations | 0 | 2 | | 0.4 | 1 | 0 |
| Grand Total | 106 | 108 | 1.9% | 20.9 | 16 | 26 |

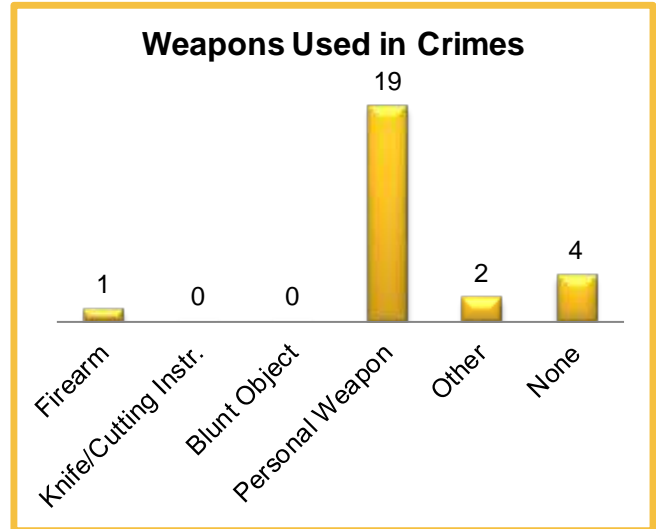
2024 Washington NIBRS Submission Agencies

Connell PD

Continued

2024 Group B Arrests

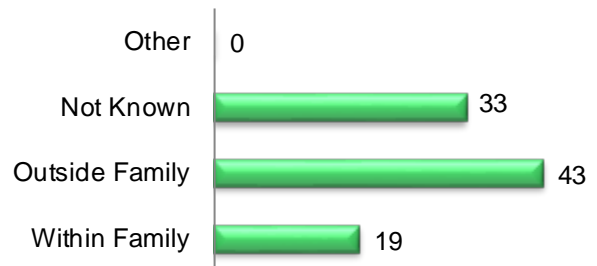
| Offense | Adult | Juvenile |
|-----------------------|----------|----------|
| Bad Checks | 0 | 0 |
| Curfew/Vagrancy | 0 | 0 |
| Disorderly Conduct | 0 | 0 |
| Drunkenness | 0 | 0 |
| DUI | 2 | 0 |
| Family Offenses | 0 | 0 |
| Liquor Law Violations | 0 | 0 |
| Peeping Tom | 0 | 0 |
| Trespass | 0 | 0 |
| All Other Offenses | 2 | 0 |
| Total | 4 | 0 |



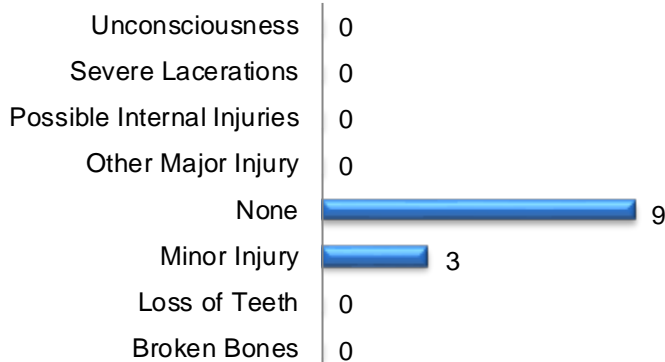
Drug Offenses by Type

No Drug Offenses by Type Reported

Relationship of Victim to Offender



Domestic Violence Injuries



2024 Property Values by Type

| Type | Value |
|----------------------|----------|
| Seized | \$0 |
| Burned | \$2,400 |
| Counterfeited/Forged | \$0 |
| Destroyed/Damaged | \$6,475 |
| Recovered | \$3,858 |
| Stolen | \$64,906 |

2024 Washington NIBRS Submission Agencies

Pasco PD

Franklin County

Population: 82,220
Months Reported: 12

Offense Overview

Offense Total 4,702
of Cleared Offense 1,955
Percent Cleared 41.6%

Group A Arrest Overview

Arrest Total 1,702
Adult Arrest Total 1,357
Juvenile Arrest Total 345

| Group A Offenses | Reported 2023 | Reported 2024 | % of Change | Crime Rate per 1,000 | Total Arrests | DV Offense Totals |
|----------------------------------|---------------|---------------|-------------|----------------------|---------------|-------------------|
| Murder | 1 | 0 | -100.0% | 0.0 | 0 | 0 |
| Manslaughter | 0 | 3 | | 0.0 | 3 | 0 |
| Rape | 23 | 21 | -8.7% | 0.3 | 5 | 5 |
| Sodomy | 0 | 2 | | 0.0 | 0 | 0 |
| Sexual Assault w/Object | 0 | 1 | | 0.0 | 0 | 0 |
| Fondling | 31 | 46 | 48.4% | 0.6 | 8 | 10 |
| Aggravated Assault | 168 | 217 | 29.2% | 2.6 | 102 | 49 |
| Simple Assault | 591 | 676 | 14.4% | 8.2 | 502 | 367 |
| Intimidation | 128 | 102 | -20.3% | 1.2 | 44 | 43 |
| Kidnapping | 20 | 41 | 105.0% | 0.5 | 19 | 30 |
| Incest | 0 | 0 | | 0.0 | 0 | 0 |
| Statutory Rape | 12 | 5 | -58.3% | 0.1 | 3 | 0 |
| Human Trafficking Offenses | 0 | 0 | | 0.0 | 0 | 0 |
| Violation of No Contact/Protect. | 216 | 238 | 10.2% | 2.9 | 172 | 179 |
| Robbery | 57 | 46 | -19.3% | 0.6 | 33 | 9 |
| Burglary | 293 | 249 | -15.0% | 3.0 | 86 | 17 |
| Larceny-Theft Offenses | 1,229 | 1,285 | 4.6% | 15.6 | 319 | 17 |
| Motor Vehicle Theft | 323 | 355 | 9.9% | 4.3 | 35 | 4 |
| Arson | 13 | 14 | 7.7% | 0.2 | 3 | 0 |
| Destruction of Property | 735 | 762 | 3.7% | 9.3 | 92 | 83 |
| Counterfeiting/Forgery | 21 | 23 | 9.5% | 0.3 | 2 | 0 |
| Fraud Offenses | 206 | 175 | -15.0% | 2.1 | 4 | 1 |
| Embezzlement | 1 | 0 | -100.0% | 0.0 | 0 | 0 |
| Extortion/Blackmail | 15 | 8 | -46.7% | 0.1 | 1 | 0 |
| Bribery | 0 | 0 | | 0.0 | 0 | 0 |
| Stolen Property Offenses | 59 | 68 | 15.3% | 0.8 | 46 | 1 |
| Animal Cruelty | 3 | 2 | -33.3% | 0.0 | 1 | 0 |
| Drug/Narcotic Violations | 225 | 244 | 8.4% | 3.0 | 187 | 0 |
| Drug Equipment Violations | 1 | 0 | -100.0% | 0.0 | 0 | 0 |
| Gambling Offenses | 0 | 0 | | 0.0 | 0 | 0 |
| Pornography | 10 | 9 | -10.0% | 0.1 | 0 | 0 |
| Prostitution Offenses | 2 | 0 | -100.0% | 0.0 | 0 | 0 |
| Weapon Law Violations | 81 | 110 | 35.8% | 1.3 | 35 | 0 |
| Grand Total | 4,464 | 4,702 | 5.3% | 57.2 | 1,702 | 815 |

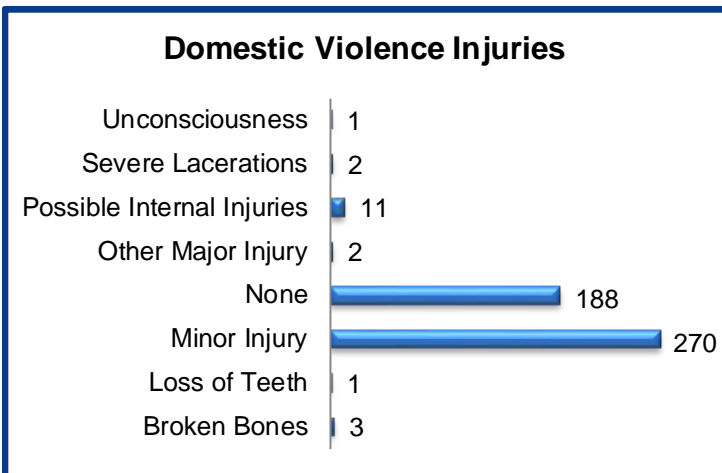
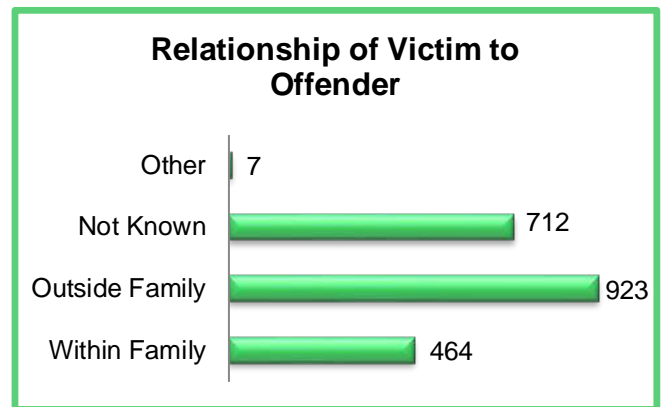
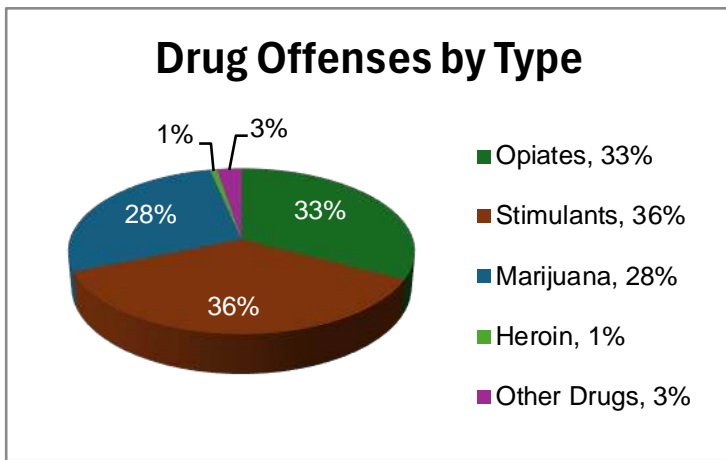
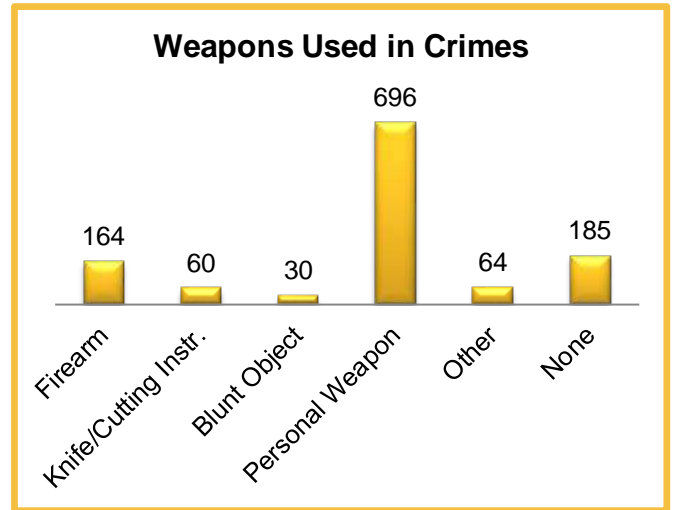
2024 Washington NIBRS Submission Agencies

Pasco PD

Continued

2024 Group B Arrests

| Offense | Adult | Juvenile |
|-----------------------|------------|-----------|
| Bad Checks | 1 | 0 |
| Curfew/Vagrancy | 0 | 0 |
| Disorderly Conduct | 37 | 39 |
| Drunkenness | 0 | 0 |
| DUI | 141 | 1 |
| Family Offenses | 11 | 1 |
| Liquor Law Violations | 4 | 9 |
| Peeping Tom | 1 | 1 |
| Trespass | 253 | 12 |
| All Other Offenses | 101 | 24 |
| Total | 549 | 87 |



2024 Property Values by Type

| Type | Value |
|----------------------|-------------|
| Seized | \$7,390 |
| Burned | \$27,490 |
| Counterfeited/Forged | \$47,413 |
| Destroyed/Damaged | \$613,836 |
| Recovered | \$2,027,865 |
| Stolen | \$5,964,189 |

2024 Washington NIBRS Submission Agencies

Garfield SO

Garfield County

Population: 2,325
Months Reported: 12

Offense Overview

Offense Total 126
of Cleared Offense 15
Percent Cleared 11.9%

Group A Arrest Overview

Arrest Total 11
Adult Arrest Total 9
Juvenile Arrest Total 2

| Group A Offenses | Reported 2023 | Reported 2024 | % of Change | Crime Rate per 1,000 | Total Arrests | DV Offense Totals |
|----------------------------------|---------------|---------------|--------------|----------------------|---------------|-------------------|
| Murder | 0 | 0 | | 0.0 | 0 | 0 |
| Manslaughter | 0 | 0 | | 0.0 | 0 | 0 |
| Rape | 0 | 0 | | 0.0 | 0 | 0 |
| Sodomy | 0 | 0 | | 0.0 | 0 | 0 |
| Sexual Assault w/Object | 0 | 0 | | 0.0 | 0 | 0 |
| Fondling | 0 | 5 | | 2.2 | 0 | 0 |
| Aggravated Assault | 21 | 44 | 109.5% | 18.9 | 0 | 34 |
| Simple Assault | 10 | 6 | -40.0% | 2.6 | 8 | 2 |
| Intimidation | 6 | 10 | 66.7% | 4.3 | 0 | 1 |
| Kidnapping | 0 | 0 | | 0.0 | 0 | 0 |
| Incest | 0 | 0 | | 0.0 | 0 | 0 |
| Statutory Rape | 0 | 0 | | 0.0 | 0 | 0 |
| Human Trafficking Offenses | 0 | 0 | | 0.0 | 0 | 0 |
| Violation of No Contact/Protect. | 28 | 5 | -82.1% | 2.2 | 0 | 1 |
| Robbery | 0 | 0 | | 0.0 | 0 | 0 |
| Burglary | 7 | 7 | 0.0% | 3.0 | 1 | 0 |
| Larceny-Theft Offenses | 18 | 22 | 22.2% | 9.5 | 0 | 2 |
| Motor Vehicle Theft | 0 | 1 | | 0.4 | 0 | 0 |
| Arson | 0 | 0 | | 0.0 | 0 | 0 |
| Destruction of Property | 10 | 15 | 50.0% | 6.5 | 1 | 1 |
| Counterfeiting/Forgery | 0 | 0 | | 0.0 | 0 | 0 |
| Fraud Offenses | 0 | 2 | | 0.9 | 0 | 0 |
| Embezzlement | 0 | 0 | | 0.0 | 0 | 0 |
| Extortion/Blackmail | 0 | 0 | | 0.0 | 0 | 0 |
| Bribery | 0 | 0 | | 0.0 | 0 | 0 |
| Stolen Property Offenses | 0 | 0 | | 0.0 | 0 | 0 |
| Animal Cruelty | 0 | 0 | | 0.0 | 0 | 0 |
| Drug/Narcotic Violations | 1 | 2 | 100.0% | 0.9 | 1 | 0 |
| Drug Equipment Violations | 0 | 2 | | 0.9 | 0 | 0 |
| Gambling Offenses | 0 | 0 | | 0.0 | 0 | 0 |
| Pornography | 0 | 0 | | 0.0 | 0 | 0 |
| Prostitution Offenses | 0 | 1 | | 0.4 | 0 | 0 |
| Weapon Law Violations | 6 | 4 | -33.3% | 1.7 | 0 | 0 |
| Grand Total | 107 | 126 | 17.8% | 54.2 | 11 | 41 |

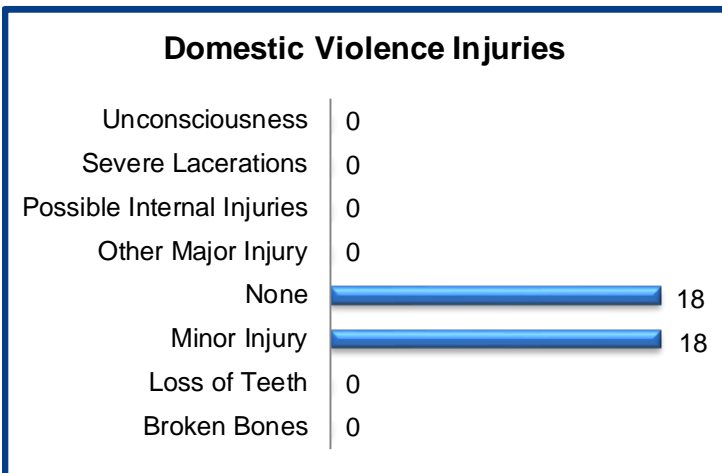
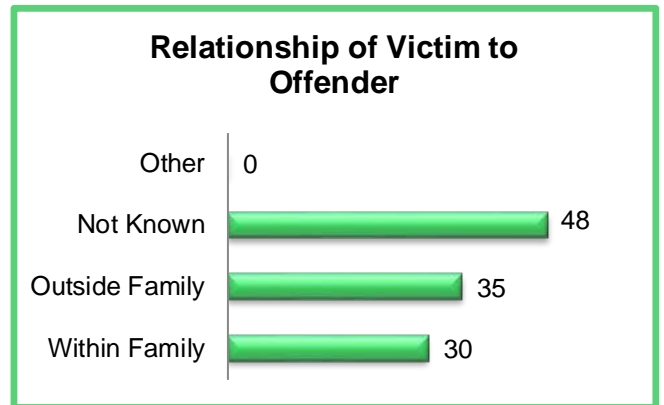
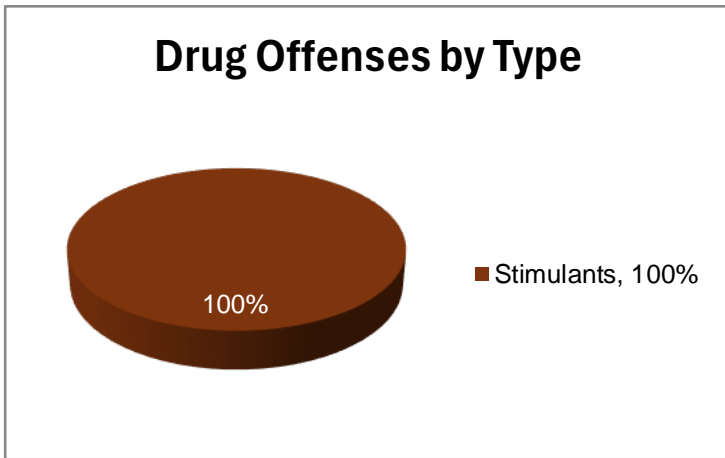
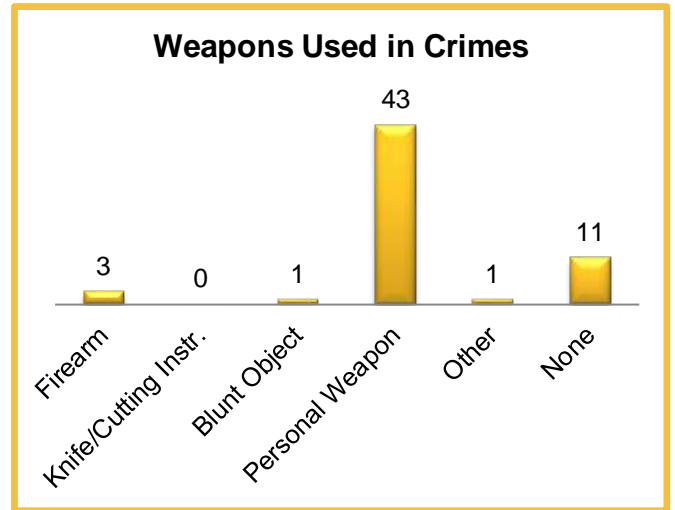
2024 Washington NIBRS Submission Agencies

Garfield SO

Continued

2024 Group B Arrests

| Offense | Adult | Juvenile |
|-----------------------|-----------|----------|
| Bad Checks | 0 | 0 |
| Curfew/Vagrancy | 0 | 0 |
| Disorderly Conduct | 1 | 0 |
| Drunkenness | 0 | 0 |
| DUI | 2 | 0 |
| Family Offenses | 0 | 0 |
| Liquor Law Violations | 0 | 0 |
| Peeping Tom | 0 | 0 |
| Trespass | 2 | 0 |
| All Other Offenses | 43 | 0 |
| Total | 48 | 0 |



2024 Property Values by Type

| Type | Value |
|----------------------|----------|
| Seized | \$0 |
| Burned | \$0 |
| Counterfeited/Forged | \$0 |
| Destroyed/Damaged | \$29,656 |
| Recovered | \$417 |
| Stolen | \$7,798 |

2024 Washington NIBRS Submission Agencies

Grant SO

Grant County

Population: 48,890
Months Reported: 12

Offense Overview

Offense Total 1,900
of Cleared Offense 548
Percent Cleared 28.8%

Group A Arrest Overview

Arrest Total 413
Adult Arrest Total 374
Juvenile Arrest Total 39

| Group A Offenses | Reported 2023 | Reported 2024 | % of Change | Crime Rate per 1,000 | Total Arrests | DV Offense Totals |
|----------------------------------|---------------|---------------|-------------|----------------------|---------------|-------------------|
| Murder | 2 | 2 | 0.0% | 0.0 | 0 | 0 |
| Manslaughter | 0 | 0 | | 0.0 | 0 | 0 |
| Rape | 13 | 14 | 7.7% | 0.3 | 4 | 3 |
| Sodomy | 1 | 1 | 0.0% | 0.0 | 0 | 0 |
| Sexual Assault w/Object | 0 | 0 | | 0.0 | 0 | 0 |
| Fondling | 30 | 16 | -46.7% | 0.3 | 4 | 5 |
| Aggravated Assault | 64 | 93 | 45.3% | 1.9 | 56 | 39 |
| Simple Assault | 373 | 428 | 14.7% | 8.8 | 160 | 277 |
| Intimidation | 9 | 31 | 244.4% | 0.6 | 15 | 16 |
| Kidnapping | 9 | 6 | -33.3% | 0.1 | 5 | 5 |
| Incest | 2 | 0 | -100.0% | 0.0 | 0 | 0 |
| Statutory Rape | 1 | 0 | -100.0% | 0.0 | 0 | 0 |
| Human Trafficking Offenses | 0 | 0 | | 0.0 | 0 | 0 |
| Violation of No Contact/Protect. | 110 | 124 | 12.7% | 2.5 | 31 | 103 |
| Robbery | 10 | 5 | -50.0% | 0.1 | 8 | 0 |
| Burglary | 188 | 159 | -15.4% | 3.3 | 29 | 14 |
| Larceny-Theft Offenses | 455 | 433 | -4.8% | 8.9 | 11 | 10 |
| Motor Vehicle Theft | 113 | 106 | -6.2% | 2.2 | 7 | 4 |
| Arson | 3 | 5 | 66.7% | 0.1 | 2 | 1 |
| Destruction of Property | 289 | 300 | 3.8% | 6.1 | 9 | 62 |
| Counterfeiting/Forgery | 0 | 2 | | 0.0 | 0 | 0 |
| Fraud Offenses | 30 | 49 | 63.3% | 1.0 | 0 | 0 |
| Embezzlement | 0 | 1 | | 0.0 | 0 | 0 |
| Extortion/Blackmail | 0 | 0 | | 0.0 | 1 | 0 |
| Bribery | 0 | 0 | | 0.0 | 0 | 0 |
| Stolen Property Offenses | 21 | 33 | 57.1% | 0.7 | 20 | 0 |
| Animal Cruelty | 1 | 5 | 400.0% | 0.1 | 0 | 0 |
| Drug/Narcotic Violations | 24 | 53 | 120.8% | 1.1 | 42 | 0 |
| Drug Equipment Violations | 1 | 1 | 0.0% | 0.0 | 0 | 0 |
| Gambling Offenses | 0 | 0 | | 0.0 | 0 | 0 |
| Pornography | 6 | 1 | -83.3% | 0.0 | 0 | 0 |
| Prostitution Offenses | 0 | 0 | | 0.0 | 0 | 0 |
| Weapon Law Violations | 16 | 32 | 100.0% | 0.7 | 9 | 0 |
| Grand Total | 1,771 | 1,900 | 7.3% | 38.9 | 413 | 539 |

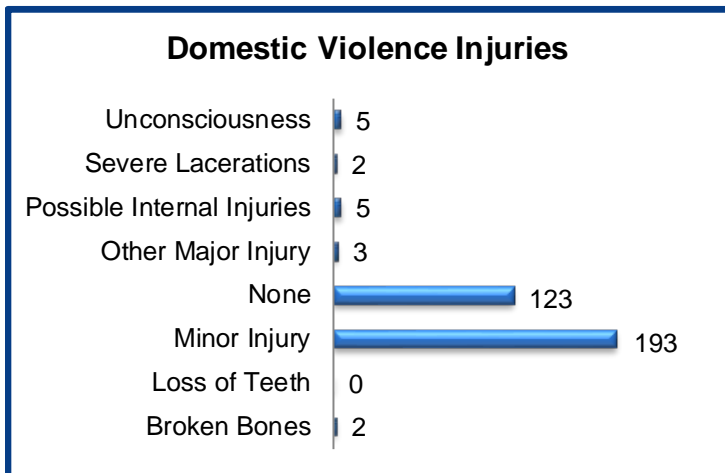
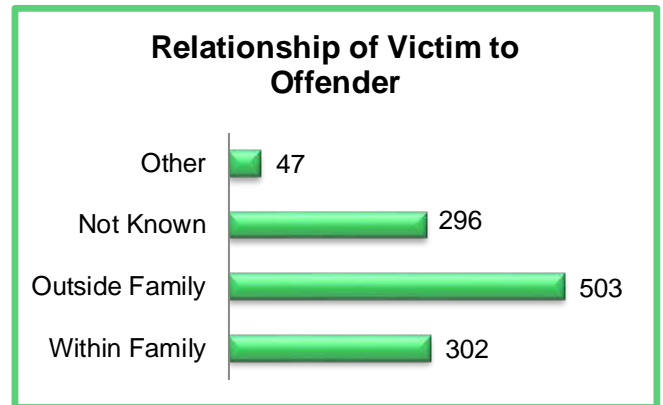
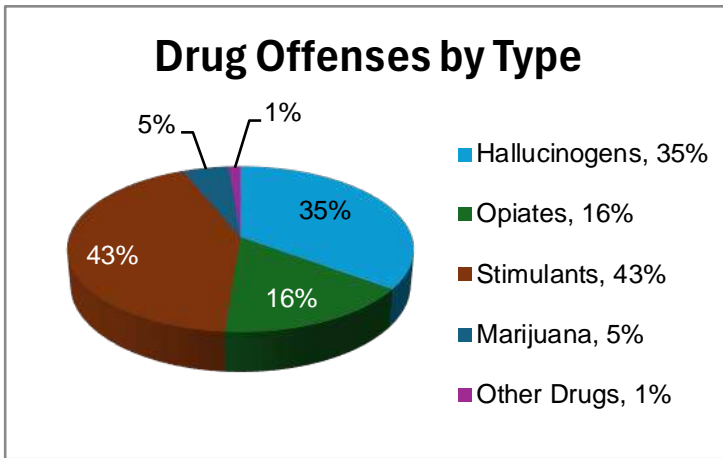
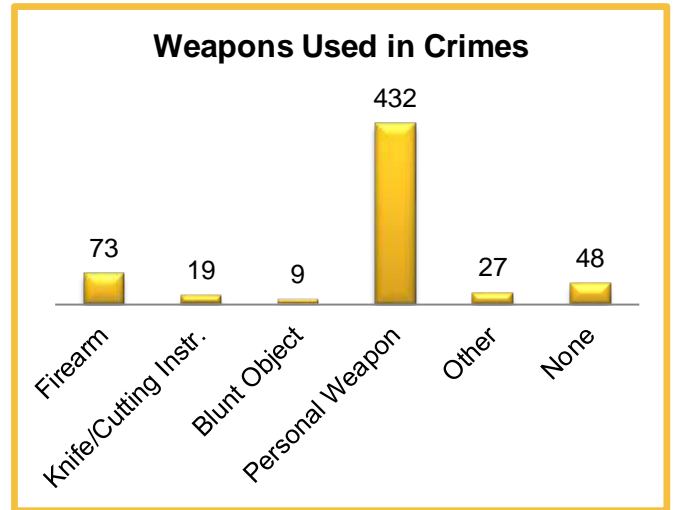
2024 Washington NIBRS Submission Agencies

Grant SO

Continued

2024 Group B Arrests

| Offense | Adult | Juvenile |
|-----------------------|------------|----------|
| Bad Checks | 0 | 0 |
| Curfew/Vagrancy | 0 | 0 |
| Disorderly Conduct | 11 | 0 |
| Drunkenness | 0 | 0 |
| DUI | 46 | 0 |
| Family Offenses | 0 | 0 |
| Liquor Law Violations | 0 | 0 |
| Peeping Tom | 0 | 0 |
| Trespass | 11 | 0 |
| All Other Offenses | 96 | 3 |
| Total | 164 | 3 |



2024 Property Values by Type

| Type | Value |
|----------------------|-------------|
| Seized | \$9,525 |
| Burned | \$367,500 |
| Counterfeited/Forged | \$0 |
| Destroyed/Damaged | \$455,636 |
| Recovered | \$729,875 |
| Stolen | \$3,840,830 |

2024 Washington NIBRS Submission Agencies

Ephrata PD

Grant County

Population: 8,810
Months Reported: 12

Offense Overview

Offense Total 520
of Cleared Offense 160
Percent Cleared 30.8%

Group A Arrest Overview

Arrest Total 117
Adult Arrest Total 104
Juvenile Arrest Total 13

| Group A Offenses | Reported 2023 | Reported 2024 | % of Change | Crime Rate per 1,000 | Total Arrests | DV Offense Totals |
|----------------------------------|---------------|---------------|--------------|----------------------|---------------|-------------------|
| Murder | 1 | 0 | -100.0% | 0.0 | 1 | 0 |
| Manslaughter | 0 | 0 | | 0.0 | 0 | 0 |
| Rape | 1 | 0 | -100.0% | 0.0 | 0 | 0 |
| Sodomy | 0 | 0 | | 0.0 | 0 | 0 |
| Sexual Assault w/Object | 0 | 0 | | 0.0 | 0 | 0 |
| Fondling | 0 | 1 | | 0.1 | 0 | 0 |
| Aggravated Assault | 14 | 17 | 21.4% | 1.9 | 9 | 6 |
| Simple Assault | 83 | 78 | -6.0% | 8.9 | 44 | 61 |
| Intimidation | 19 | 10 | -47.4% | 1.1 | 4 | 4 |
| Kidnapping | 1 | 0 | -100.0% | 0.0 | 1 | 0 |
| Incest | 0 | 0 | | 0.0 | 0 | 0 |
| Statutory Rape | 0 | 0 | | 0.0 | 0 | 0 |
| Human Trafficking Offenses | 0 | 0 | | 0.0 | 0 | 0 |
| Violation of No Contact/Protect. | 23 | 23 | 0.0% | 2.6 | 7 | 13 |
| Robbery | 0 | 2 | | 0.2 | 5 | 0 |
| Burglary | 56 | 36 | -35.7% | 4.1 | 16 | 4 |
| Larceny-Theft Offenses | 218 | 223 | 2.3% | 25.3 | 10 | 4 |
| Motor Vehicle Theft | 22 | 18 | -18.2% | 2.0 | 2 | 0 |
| Arson | 4 | 4 | 0.0% | 0.5 | 6 | 0 |
| Destruction of Property | 38 | 40 | 5.3% | 4.5 | 7 | 15 |
| Counterfeiting/Forgery | 1 | 5 | 400.0% | 0.6 | 1 | 0 |
| Fraud Offenses | 30 | 33 | 10.0% | 3.7 | 0 | 0 |
| Embezzlement | 0 | 0 | | 0.0 | 0 | 0 |
| Extortion/Blackmail | 0 | 0 | | 0.0 | 0 | 0 |
| Bribery | 0 | 0 | | 0.0 | 0 | 0 |
| Stolen Property Offenses | 7 | 8 | 14.3% | 0.9 | 2 | 0 |
| Animal Cruelty | 3 | 2 | -33.3% | 0.2 | 0 | 0 |
| Drug/Narcotic Violations | 11 | 10 | -9.1% | 1.1 | 2 | 0 |
| Drug Equipment Violations | 0 | 0 | | 0.0 | 0 | 0 |
| Gambling Offenses | 0 | 0 | | 0.0 | 0 | 0 |
| Pornography | 0 | 0 | | 0.0 | 0 | 0 |
| Prostitution Offenses | 0 | 0 | | 0.0 | 0 | 0 |
| Weapon Law Violations | 19 | 10 | -47.4% | 1.1 | 0 | 0 |
| Grand Total | 551 | 520 | -5.6% | 59.0 | 117 | 107 |

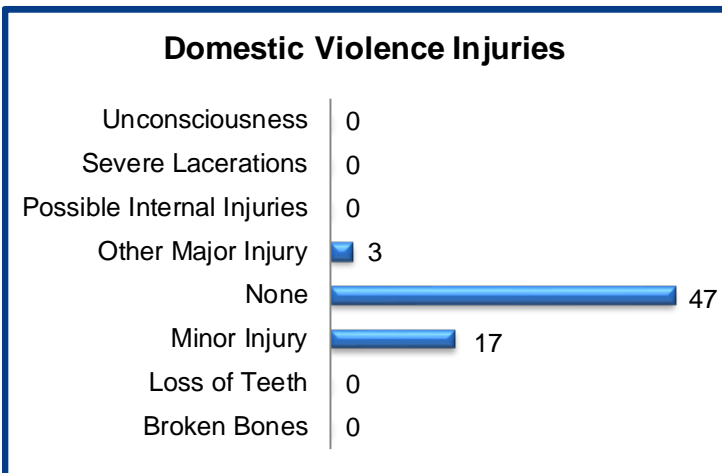
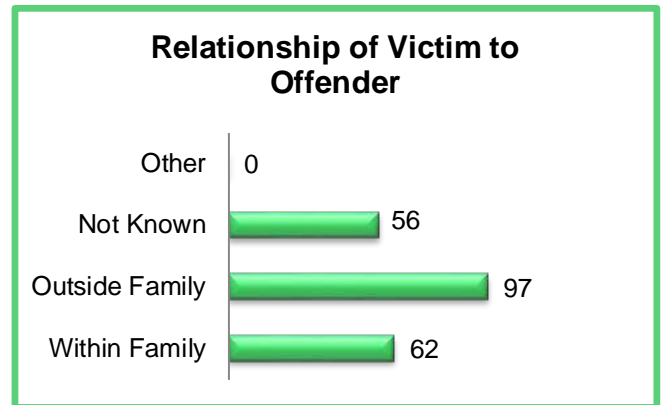
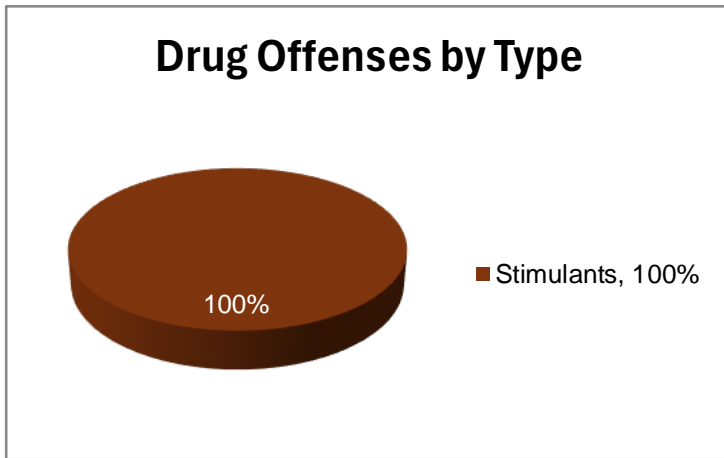
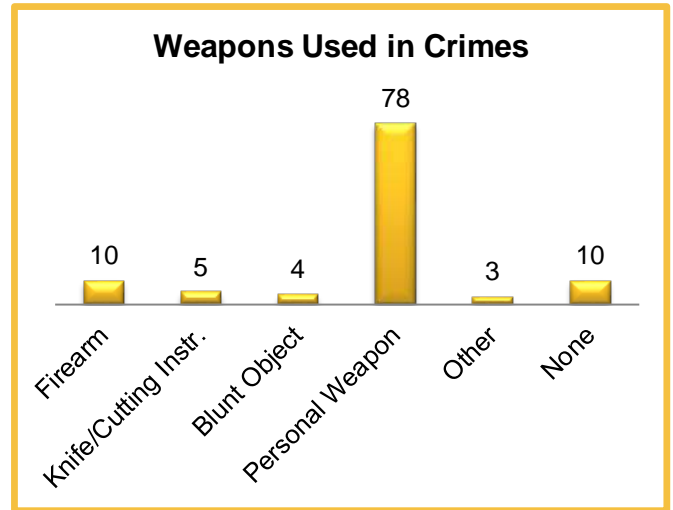
2024 Washington NIBRS Submission Agencies

Ephrata PD

Continued

2024 Group B Arrests

| Offense | Adult | Juvenile |
|-----------------------|-----------|----------|
| Bad Checks | 0 | 0 |
| Curfew/Vagrancy | 0 | 0 |
| Disorderly Conduct | 3 | 0 |
| Drunkenness | 0 | 0 |
| DUI | 9 | 0 |
| Family Offenses | 0 | 0 |
| Liquor Law Violations | 0 | 0 |
| Peeping Tom | 0 | 0 |
| Trespass | 7 | 0 |
| All Other Offenses | 11 | 0 |
| Total | 30 | 0 |



2024 Property Values by Type

| Type | Value |
|----------------------|-----------|
| Seized | \$0 |
| Burned | \$31,726 |
| Counterfeited/Forged | \$8,070 |
| Destroyed/Damaged | \$6,318 |
| Recovered | \$65,172 |
| Stolen | \$409,827 |

2024 Washington NIBRS Submission Agencies

Grand Coulee PD

Grant County

Population: 1,930
Months Reported: 7

Offense Overview

Offense Total 26
of Cleared Offense 7
Percent Cleared 26.9%

Group A Arrest Overview

Arrest Total 6
Adult Arrest Total 6
Juvenile Arrest Total 0

| Group A Offenses | Reported 2023 | Reported 2024 | % of Change* | Crime Rate per 1,000 | Total Arrests | DV Offense Totals |
|----------------------------------|---------------|---------------|--------------|----------------------|---------------|-------------------|
| Murder | 0 | 0 | | 0.0 | 0 | 0 |
| Manslaughter | 0 | 0 | | 0.0 | 0 | 0 |
| Rape | 2 | 0 | | 0.0 | 0 | 0 |
| Sodomy | 0 | 0 | | 0.0 | 0 | 0 |
| Sexual Assault w/Object | 0 | 0 | | 0.0 | 0 | 0 |
| Fondling | 0 | 1 | | 0.5 | 0 | 0 |
| Aggravated Assault | 1 | 1 | | 0.5 | 1 | 0 |
| Simple Assault | 23 | 2 | | 1.0 | 1 | 1 |
| Intimidation | 2 | 0 | | 0.0 | 0 | 0 |
| Kidnapping | 0 | 0 | | 0.0 | 0 | 0 |
| Incest | 0 | 0 | | 0.0 | 0 | 0 |
| Statutory Rape | 1 | 0 | | 0.0 | 0 | 0 |
| Human Trafficking Offenses | 0 | 0 | | 0.0 | 0 | 0 |
| Violation of No Contact/Protect. | 11 | 2 | | 1.0 | 1 | 0 |
| Robbery | 0 | 0 | | 0.0 | 0 | 0 |
| Burglary | 10 | 4 | | 2.1 | 1 | 1 |
| Larceny-Theft Offenses | 22 | 9 | | 4.7 | 1 | 0 |
| Motor Vehicle Theft | 5 | 0 | | 0.0 | 0 | 0 |
| Arson | 1 | 0 | | 0.0 | 0 | 0 |
| Destruction of Property | 11 | 4 | | 2.1 | 1 | 1 |
| Counterfeiting/Forgery | 0 | 0 | | 0.0 | 0 | 0 |
| Fraud Offenses | 3 | 1 | | 0.5 | 0 | 0 |
| Embezzlement | 1 | 0 | | 0.0 | 0 | 0 |
| Extortion/Blackmail | 0 | 0 | | 0.0 | 0 | 0 |
| Bribery | 0 | 0 | | 0.0 | 0 | 0 |
| Stolen Property Offenses | 0 | 1 | | 0.5 | 0 | 0 |
| Animal Cruelty | 0 | 0 | | 0.0 | 0 | 0 |
| Drug/Narcotic Violations | 3 | 1 | | 0.5 | 0 | 0 |
| Drug Equipment Violations | 0 | 0 | | 0.0 | 0 | 0 |
| Gambling Offenses | 0 | 0 | | 0.0 | 0 | 0 |
| Pornography | 0 | 0 | | 0.0 | 0 | 0 |
| Prostitution Offenses | 0 | 0 | | 0.0 | 0 | 0 |
| Weapon Law Violations | 0 | 0 | | 0.0 | 0 | 0 |
| Grand Total | 96 | 26 | | 13.5 | 6 | 3 |

* Please see #10 in the NIBRS Individual Agency Page Table Legend.

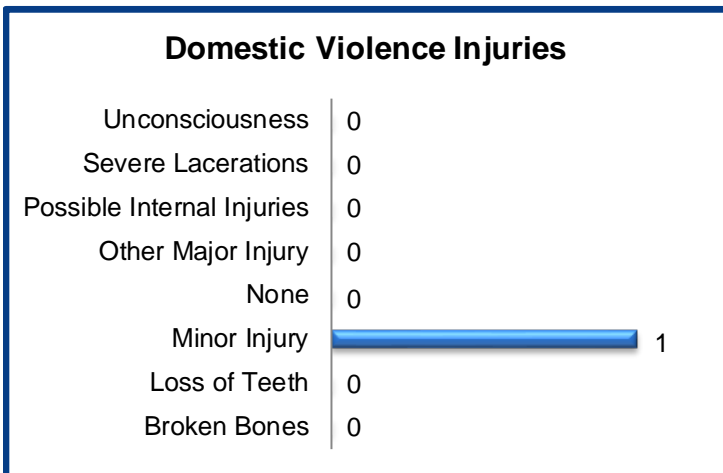
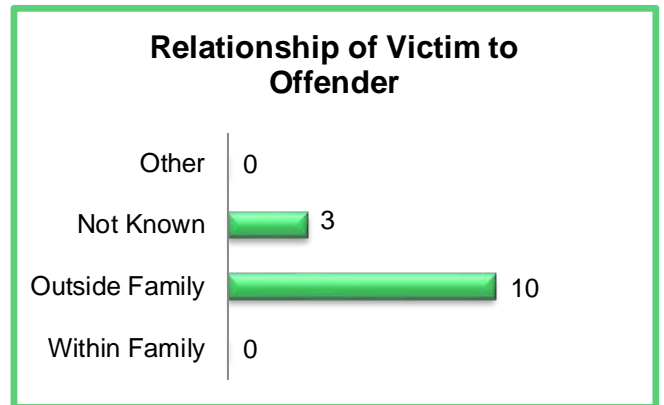
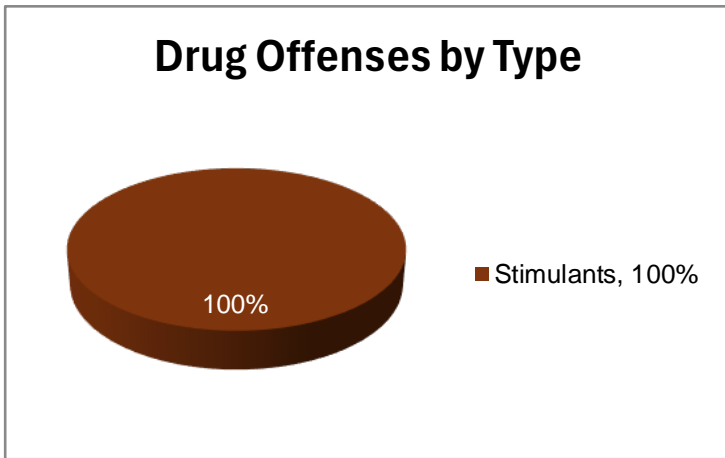
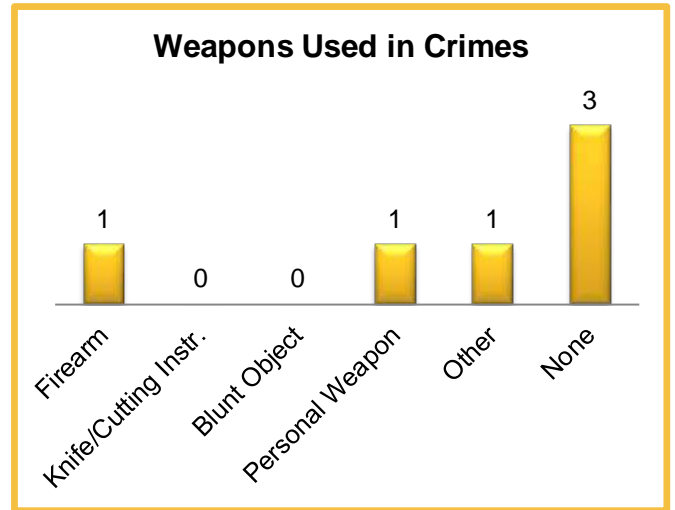
2024 Washington NIBRS Submission Agencies

Grand Coulee PD

Continued

2024 Group B Arrests

| Offense | Adult | Juvenile |
|-----------------------|----------|----------|
| Bad Checks | 0 | 0 |
| Curfew/Vagrancy | 0 | 0 |
| Disorderly Conduct | 0 | 0 |
| Drunkenness | 0 | 0 |
| DUI | 1 | 0 |
| Family Offenses | 0 | 0 |
| Liquor Law Violations | 0 | 0 |
| Peeping Tom | 0 | 0 |
| Trespass | 0 | 0 |
| All Other Offenses | 1 | 1 |
| Total | 2 | 1 |



2024 Property Values by Type

| Type | Value |
|----------------------|---------|
| Seized | \$0 |
| Burned | \$0 |
| Counterfeited/Forged | \$0 |
| Destroyed/Damaged | \$850 |
| Recovered | \$350 |
| Stolen | \$7,810 |

2024 Washington NIBRS Submission Agencies

Moses Lake PD

Grant County

Population: 27,070
Months Reported: 12

Offense Overview

Offense Total 2,113
of Cleared Offense 1,097
Percent Cleared 51.9%

Group A Arrest Overview

Arrest Total 959
Adult Arrest Total 827
Juvenile Arrest Total 132

| Group A Offenses | Reported 2023 | Reported 2024 | % of Change | Crime Rate per 1,000 | Total Arrests | DV Offense Totals |
|----------------------------------|---------------|---------------|-------------|----------------------|---------------|-------------------|
| Murder | 2 | 6 | 200.0% | 0.2 | 8 | 1 |
| Manslaughter | 0 | 0 | | 0.0 | 0 | 0 |
| Rape | 7 | 5 | -28.6% | 0.2 | 3 | 3 |
| Sodomy | 0 | 1 | | 0.0 | 0 | 1 |
| Sexual Assault w/Object | 0 | 0 | | 0.0 | 0 | 0 |
| Fondling | 1 | 4 | 300.0% | 0.1 | 1 | 0 |
| Aggravated Assault | 114 | 75 | -34.2% | 2.8 | 46 | 24 |
| Simple Assault | 269 | 266 | -1.1% | 9.8 | 202 | 199 |
| Intimidation | 21 | 20 | -4.8% | 0.7 | 10 | 5 |
| Kidnapping | 9 | 11 | 22.2% | 0.4 | 11 | 8 |
| Incest | 0 | 0 | | 0.0 | 0 | 0 |
| Statutory Rape | 1 | 0 | -100.0% | 0.0 | 0 | 0 |
| Human Trafficking Offenses | 0 | 0 | | 0.0 | 0 | 0 |
| Violation of No Contact/Protect. | 91 | 78 | -14.3% | 2.9 | 56 | 64 |
| Robbery | 11 | 21 | 90.9% | 0.8 | 15 | 1 |
| Burglary | 154 | 167 | 8.4% | 6.2 | 109 | 10 |
| Larceny-Theft Offenses | 895 | 929 | 3.8% | 34.3 | 307 | 12 |
| Motor Vehicle Theft | 85 | 51 | -40.0% | 1.9 | 11 | 5 |
| Arson | 8 | 10 | 25.0% | 0.4 | 8 | 1 |
| Destruction of Property | 184 | 195 | 6.0% | 7.2 | 46 | 68 |
| Counterfeiting/Forgery | 18 | 18 | 0.0% | 0.7 | 2 | 0 |
| Fraud Offenses | 40 | 48 | 20.0% | 1.8 | 2 | 3 |
| Embezzlement | 7 | 7 | 0.0% | 0.3 | 1 | 0 |
| Extortion/Blackmail | 0 | 0 | | 0.0 | 0 | 0 |
| Bribery | 0 | 0 | | 0.0 | 0 | 0 |
| Stolen Property Offenses | 39 | 31 | -20.5% | 1.1 | 13 | 3 |
| Animal Cruelty | 1 | 2 | 100.0% | 0.1 | 0 | 0 |
| Drug/Narcotic Violations | 57 | 105 | 84.2% | 3.9 | 74 | 0 |
| Drug Equipment Violations | 7 | 3 | -57.1% | 0.1 | 1 | 0 |
| Gambling Offenses | 0 | 2 | | 0.1 | 0 | 0 |
| Pornography | 4 | 2 | -50.0% | 0.1 | 0 | 0 |
| Prostitution Offenses | 0 | 19 | | 0.7 | 12 | 0 |
| Weapon Law Violations | 69 | 37 | -46.4% | 1.4 | 21 | 0 |
| Grand Total | 2,094 | 2,113 | 0.9% | 78.1 | 959 | 408 |

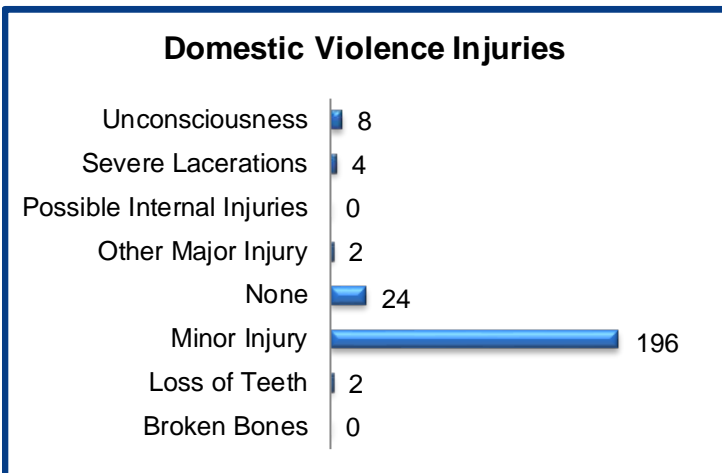
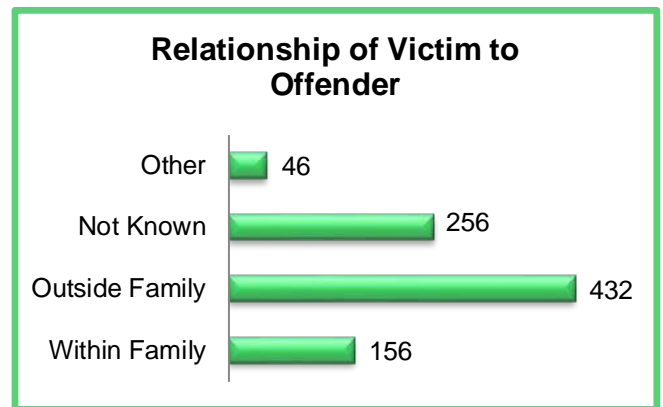
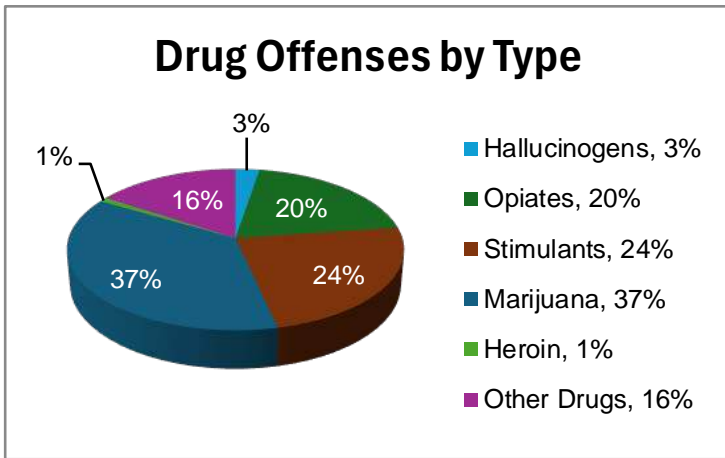
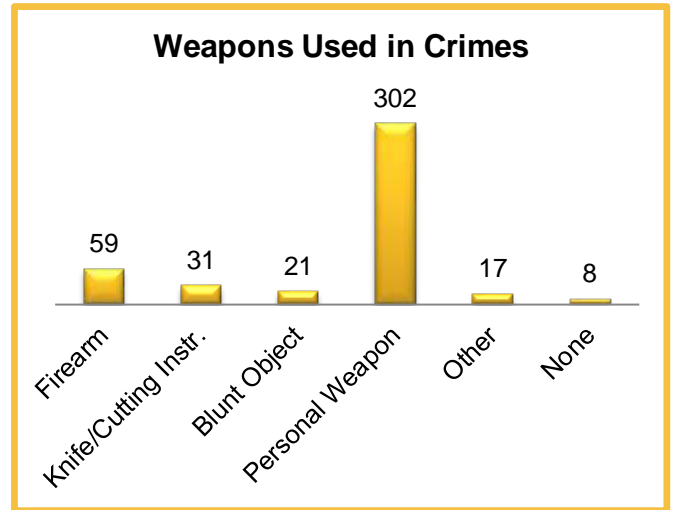
2024 Washington NIBRS Submission Agencies

Moses Lake PD

Continued

2024 Group B Arrests

| Offense | Adult | Juvenile |
|-----------------------|------------|-----------|
| Bad Checks | 0 | 0 |
| Curfew/Vagrancy | 0 | 0 |
| Disorderly Conduct | 14 | 2 |
| Drunkenness | 0 | 0 |
| DUI | 52 | 1 |
| Family Offenses | 0 | 0 |
| Liquor Law Violations | 2 | 2 |
| Peeping Tom | 0 | 0 |
| Trespass | 80 | 1 |
| All Other Offenses | 79 | 6 |
| Total | 227 | 12 |



2024 Property Values by Type

| Type | Value |
|----------------------|-------------|
| Seized | \$35 |
| Burned | \$3,920 |
| Counterfeited/Forged | \$6,791 |
| Destroyed/Damaged | \$95,817 |
| Recovered | \$601,358 |
| Stolen | \$1,412,614 |

2024 Washington NIBRS Submission Agencies

Quincy PD

Grant County

Population: 8,220
Months Reported: 12

Offense Overview

Offense Total 600
of Cleared Offense 132
Percent Cleared 22.0%

Group A Arrest Overview

Arrest Total 92
Adult Arrest Total 78
Juvenile Arrest Total 14

| Group A Offenses | Reported 2023 | Reported 2024 | % of Change | Crime Rate per 1,000 | Total Arrests | DV Offense Totals |
|----------------------------------|---------------|---------------|-------------|----------------------|---------------|-------------------|
| Murder | 0 | 0 | | 0.0 | 0 | 0 |
| Manslaughter | 0 | 0 | | 0.0 | 0 | 0 |
| Rape | 4 | 2 | -50.0% | 0.2 | 1 | 1 |
| Sodomy | 0 | 0 | | 0.0 | 0 | 0 |
| Sexual Assault w/Object | 0 | 0 | | 0.0 | 0 | 0 |
| Fondling | 3 | 1 | -66.7% | 0.1 | 0 | 0 |
| Aggravated Assault | 15 | 19 | 26.7% | 2.3 | 10 | 9 |
| Simple Assault | 92 | 85 | -7.6% | 10.3 | 33 | 49 |
| Intimidation | 7 | 15 | 114.3% | 1.8 | 4 | 6 |
| Kidnapping | 1 | 3 | 200.0% | 0.4 | 2 | 3 |
| Incest | 0 | 0 | | 0.0 | 0 | 0 |
| Statutory Rape | 0 | 0 | | 0.0 | 0 | 0 |
| Human Trafficking Offenses | 0 | 0 | | 0.0 | 0 | 0 |
| Violation of No Contact/Protect. | 40 | 25 | -37.5% | 3.0 | 11 | 19 |
| Robbery | 5 | 3 | -40.0% | 0.4 | 1 | 1 |
| Burglary | 66 | 63 | -4.5% | 7.7 | 12 | 10 |
| Larceny-Theft Offenses | 112 | 136 | 21.4% | 16.5 | 4 | 0 |
| Motor Vehicle Theft | 41 | 45 | 9.8% | 5.5 | 1 | 0 |
| Arson | 0 | 1 | | 0.1 | 0 | 0 |
| Destruction of Property | 161 | 169 | 5.0% | 20.6 | 10 | 14 |
| Counterfeiting/Forgery | 5 | 2 | -60.0% | 0.2 | 0 | 0 |
| Fraud Offenses | 11 | 6 | -45.5% | 0.7 | 0 | 0 |
| Embezzlement | 0 | 0 | | 0.0 | 0 | 0 |
| Extortion/Blackmail | 0 | 0 | | 0.0 | 0 | 0 |
| Bribery | 1 | 1 | 0.0% | 0.1 | 0 | 0 |
| Stolen Property Offenses | 4 | 4 | 0.0% | 0.5 | 2 | 0 |
| Animal Cruelty | 2 | 1 | -50.0% | 0.1 | 0 | 0 |
| Drug/Narcotic Violations | 9 | 11 | 22.2% | 1.3 | 1 | 0 |
| Drug Equipment Violations | 1 | 0 | -100.0% | 0.0 | 0 | 0 |
| Gambling Offenses | 0 | 0 | | 0.0 | 0 | 0 |
| Pornography | 0 | 0 | | 0.0 | 0 | 0 |
| Prostitution Offenses | 0 | 0 | | 0.0 | 0 | 0 |
| Weapon Law Violations | 11 | 8 | -27.3% | 1.0 | 0 | 0 |
| Grand Total | 591 | 600 | 1.5% | 73.0 | 92 | 112 |

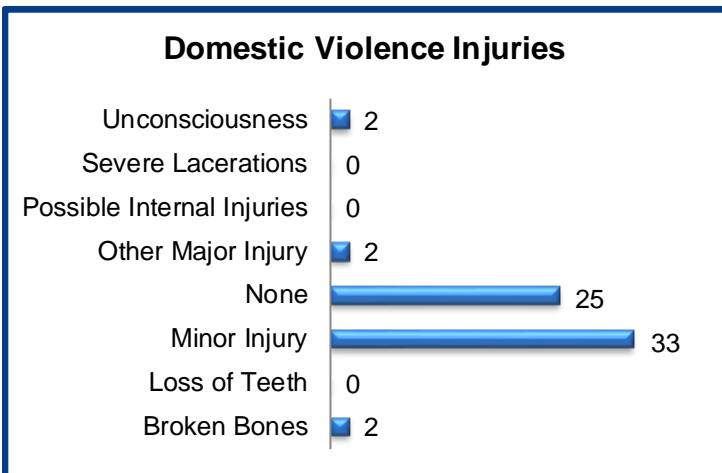
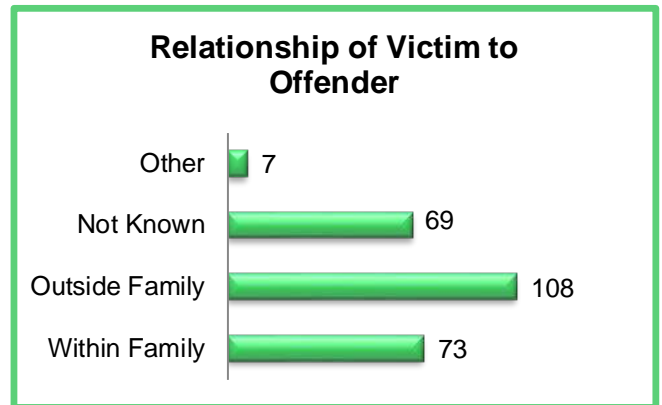
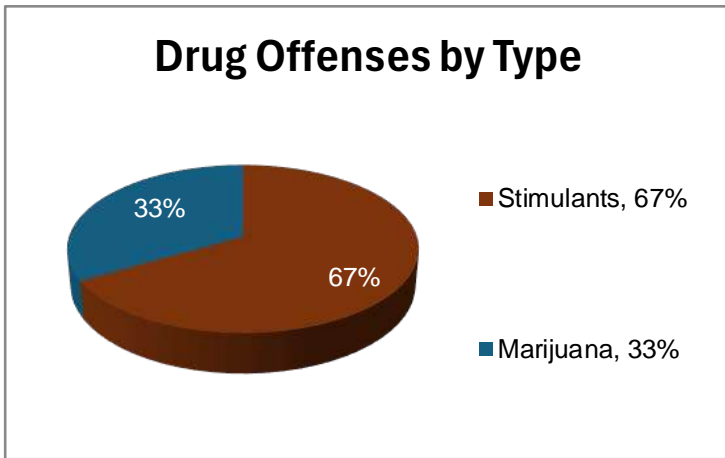
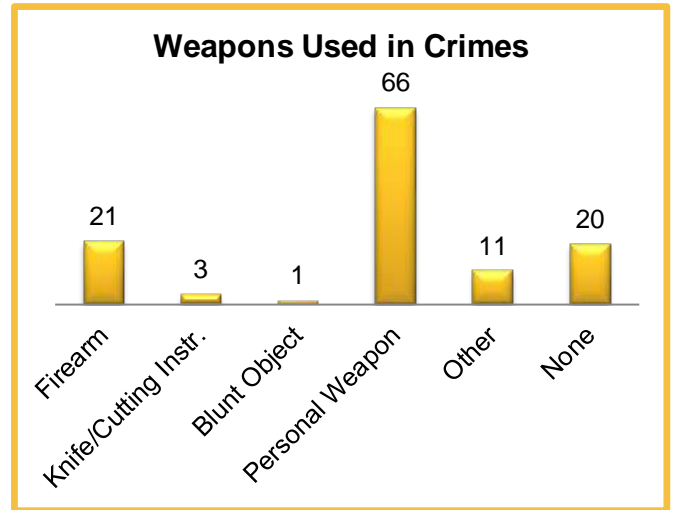
2024 Washington NIBRS Submission Agencies

Quincy PD

Continued

2024 Group B Arrests

| Offense | Adult | Juvenile |
|-----------------------|-----------|----------|
| Bad Checks | 0 | 0 |
| Curfew/Vagrancy | 0 | 0 |
| Disorderly Conduct | 1 | 0 |
| Drunkenness | 0 | 0 |
| DUI | 17 | 0 |
| Family Offenses | 0 | 0 |
| Liquor Law Violations | 0 | 0 |
| Peeping Tom | 0 | 0 |
| Trespass | 2 | 0 |
| All Other Offenses | 54 | 6 |
| Total | 74 | 6 |



2024 Property Values by Type

| Type | Value |
|----------------------|-----------|
| Seized | \$8,023 |
| Burned | \$10 |
| Counterfeited/Forged | \$110 |
| Destroyed/Damaged | \$194,867 |
| Recovered | \$183,451 |
| Stolen | \$693,750 |

2024 Washington NIBRS Submission Agencies

Royal City PD

Grant County

Population: 1,960
Months Reported: 12

Offense Overview

Offense Total 79
of Cleared Offense 19
Percent Cleared 24.1%

Group A Arrest Overview

Arrest Total 16
Adult Arrest Total 11
Juvenile Arrest Total 5

| Group A Offenses | Reported 2023 | Reported 2024 | % of Change | Crime Rate per 1,000 | Total Arrests | DV Offense Totals |
|----------------------------------|---------------|---------------|---------------|----------------------|---------------|-------------------|
| Murder | 0 | 0 | | 0.0 | 0 | 0 |
| Manslaughter | 0 | 0 | | 0.0 | 0 | 0 |
| Rape | 1 | 0 | -100.0% | 0.0 | 0 | 0 |
| Sodomy | 0 | 0 | | 0.0 | 0 | 0 |
| Sexual Assault w/Object | 0 | 0 | | 0.0 | 0 | 0 |
| Fondling | 0 | 1 | | 0.5 | 0 | 0 |
| Aggravated Assault | 3 | 3 | 0.0% | 1.5 | 1 | 1 |
| Simple Assault | 23 | 17 | -26.1% | 8.7 | 6 | 10 |
| Intimidation | 6 | 5 | -16.7% | 2.6 | 1 | 1 |
| Kidnapping | 0 | 0 | | 0.0 | 0 | 0 |
| Incest | 0 | 0 | | 0.0 | 0 | 0 |
| Statutory Rape | 0 | 0 | | 0.0 | 0 | 0 |
| Human Trafficking Offenses | 0 | 0 | | 0.0 | 0 | 0 |
| Violation of No Contact/Protect. | 7 | 5 | -28.6% | 2.6 | 2 | 5 |
| Robbery | 0 | 0 | | 0.0 | 0 | 0 |
| Burglary | 5 | 2 | -60.0% | 1.0 | 0 | 0 |
| Larceny-Theft Offenses | 20 | 9 | -55.0% | 4.6 | 0 | 0 |
| Motor Vehicle Theft | 4 | 1 | -75.0% | 0.5 | 0 | 0 |
| Arson | 3 | 0 | -100.0% | 0.0 | 0 | 0 |
| Destruction of Property | 43 | 14 | -67.4% | 7.1 | 3 | 5 |
| Counterfeiting/Forgery | 0 | 0 | | 0.0 | 0 | 0 |
| Fraud Offenses | 1 | 2 | 100.0% | 1.0 | 0 | 0 |
| Embezzlement | 0 | 0 | | 0.0 | 0 | 0 |
| Extortion/Blackmail | 0 | 0 | | 0.0 | 0 | 0 |
| Bribery | 0 | 0 | | 0.0 | 0 | 0 |
| Stolen Property Offenses | 1 | 0 | -100.0% | 0.0 | 1 | 0 |
| Animal Cruelty | 0 | 0 | | 0.0 | 0 | 0 |
| Drug/Narcotic Violations | 9 | 10 | 11.1% | 5.1 | 0 | 0 |
| Drug Equipment Violations | 0 | 0 | | 0.0 | 0 | 0 |
| Gambling Offenses | 0 | 0 | | 0.0 | 0 | 0 |
| Pornography | 0 | 0 | | 0.0 | 0 | 0 |
| Prostitution Offenses | 0 | 0 | | 0.0 | 0 | 0 |
| Weapon Law Violations | 8 | 10 | 25.0% | 5.1 | 2 | 0 |
| Grand Total | 134 | 79 | -41.0% | 40.3 | 16 | 22 |

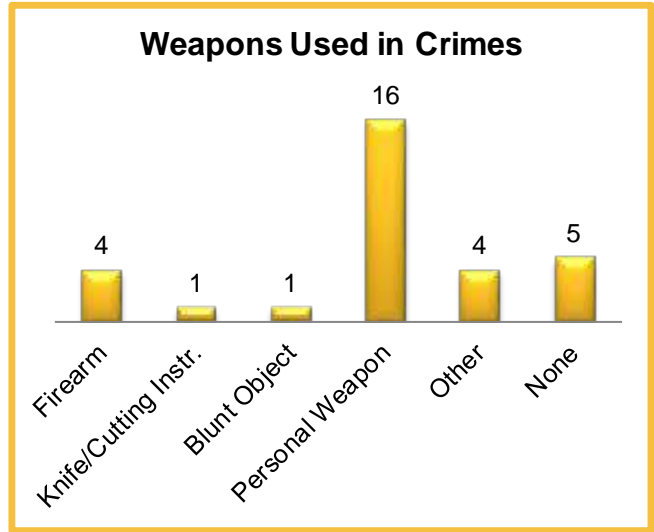
2024 Washington NIBRS Submission Agencies

Royal City PD

Continued

2024 Group B Arrests

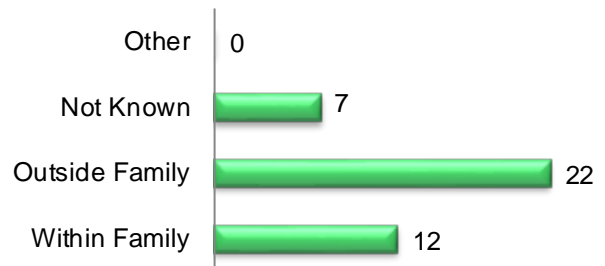
| Offense | Adult | Juvenile |
|-----------------------|----------|----------|
| Bad Checks | 0 | 0 |
| Curfew/Vagrancy | 0 | 0 |
| Disorderly Conduct | 0 | 0 |
| Drunkenness | 0 | 0 |
| DUI | 4 | 0 |
| Family Offenses | 0 | 0 |
| Liquor Law Violations | 0 | 0 |
| Peeping Tom | 0 | 0 |
| Trespass | 0 | 0 |
| All Other Offenses | 3 | 4 |
| Total | 7 | 4 |



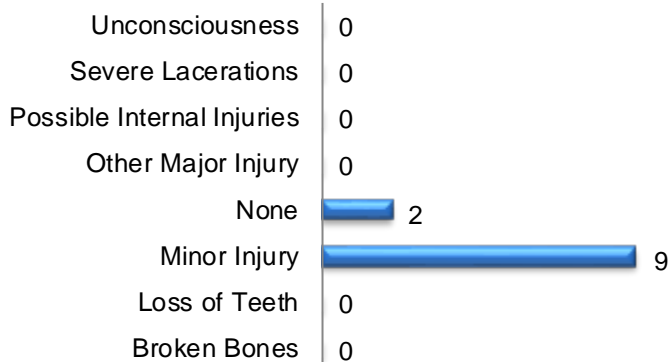
Drug Offenses by Type

No Drug Offenses by Type Reported

Relationship of Victim to Offender



Domestic Violence Injuries



2024 Property Values by Type

| Type | Value |
|----------------------|----------|
| Seized | \$0 |
| Burned | \$0 |
| Counterfeited/Forged | \$0 |
| Destroyed/Damaged | \$2,610 |
| Recovered | \$7,000 |
| Stolen | \$17,436 |

2024 Washington NIBRS Submission Agencies

Soap Lake PD

Grant County

Population: 1,795
Months Reported: 12

Offense Overview

Offense Total 96
of Cleared Offense 42
Percent Cleared 43.8%

Group A Arrest Overview

Arrest Total 47
Adult Arrest Total 34
Juvenile Arrest Total 13

| Group A Offenses | Reported 2023 | Reported 2024 | % of Change | Crime Rate per 1,000 | Total Arrests | DV Offense Totals |
|----------------------------------|---------------|---------------|--------------|----------------------|---------------|-------------------|
| Murder | 0 | 0 | | 0.0 | 0 | 0 |
| Manslaughter | 0 | 0 | | 0.0 | 0 | 0 |
| Rape | 0 | 1 | | 0.6 | 1 | 1 |
| Sodomy | 0 | 0 | | 0.0 | 0 | 0 |
| Sexual Assault w/Object | 0 | 0 | | 0.0 | 0 | 0 |
| Fondling | 0 | 0 | | 0.0 | 0 | 0 |
| Aggravated Assault | 5 | 4 | -20.0% | 2.2 | 3 | 0 |
| Simple Assault | 11 | 17 | 54.5% | 9.5 | 18 | 11 |
| Intimidation | 1 | 0 | -100.0% | 0.0 | 0 | 0 |
| Kidnapping | 0 | 0 | | 0.0 | 0 | 0 |
| Incest | 0 | 0 | | 0.0 | 0 | 0 |
| Statutory Rape | 0 | 0 | | 0.0 | 0 | 0 |
| Human Trafficking Offenses | 0 | 0 | | 0.0 | 0 | 0 |
| Violation of No Contact/Protect. | 4 | 5 | 25.0% | 2.8 | 5 | 2 |
| Robbery | 1 | 1 | 0.0% | 0.6 | 1 | 0 |
| Burglary | 9 | 3 | -66.7% | 1.7 | 0 | 0 |
| Larceny-Theft Offenses | 34 | 45 | 32.4% | 25.1 | 5 | 0 |
| Motor Vehicle Theft | 6 | 1 | -83.3% | 0.6 | 0 | 0 |
| Arson | 0 | 1 | | 0.6 | 1 | 0 |
| Destruction of Property | 13 | 12 | -7.7% | 6.7 | 7 | 1 |
| Counterfeiting/Forgery | 0 | 0 | | 0.0 | 0 | 0 |
| Fraud Offenses | 0 | 0 | | 0.0 | 0 | 0 |
| Embezzlement | 0 | 0 | | 0.0 | 0 | 0 |
| Extortion/Blackmail | 0 | 0 | | 0.0 | 0 | 0 |
| Bribery | 0 | 0 | | 0.0 | 0 | 0 |
| Stolen Property Offenses | 1 | 1 | 0.0% | 0.6 | 1 | 0 |
| Animal Cruelty | 0 | 0 | | 0.0 | 0 | 0 |
| Drug/Narcotic Violations | 2 | 3 | 50.0% | 1.7 | 3 | 0 |
| Drug Equipment Violations | 0 | 1 | | 0.6 | 1 | 0 |
| Gambling Offenses | 0 | 0 | | 0.0 | 0 | 0 |
| Pornography | 0 | 0 | | 0.0 | 0 | 0 |
| Prostitution Offenses | 0 | 0 | | 0.0 | 0 | 0 |
| Weapon Law Violations | 0 | 1 | | 0.6 | 1 | 0 |
| Grand Total | 87 | 96 | 10.3% | 53.5 | 47 | 15 |

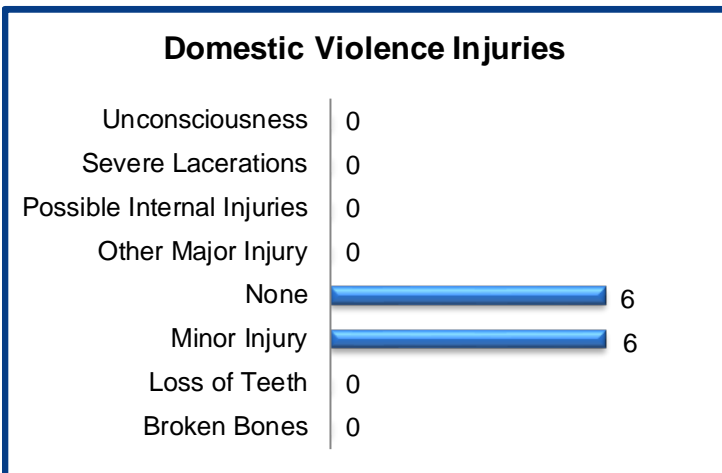
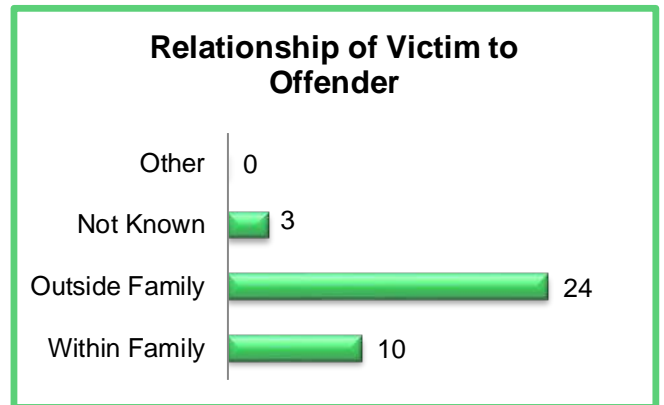
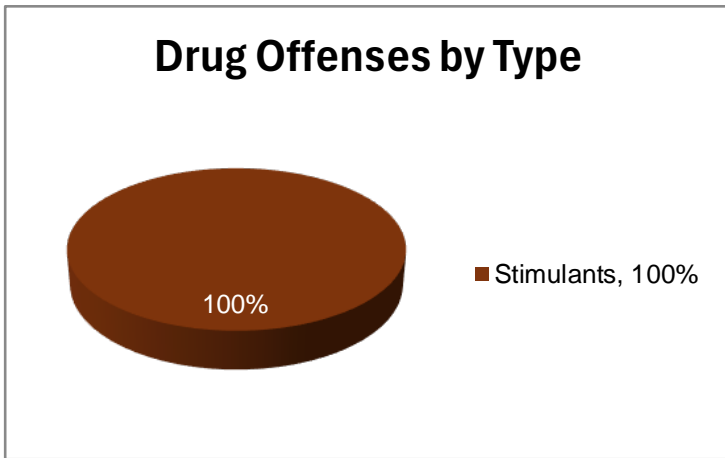
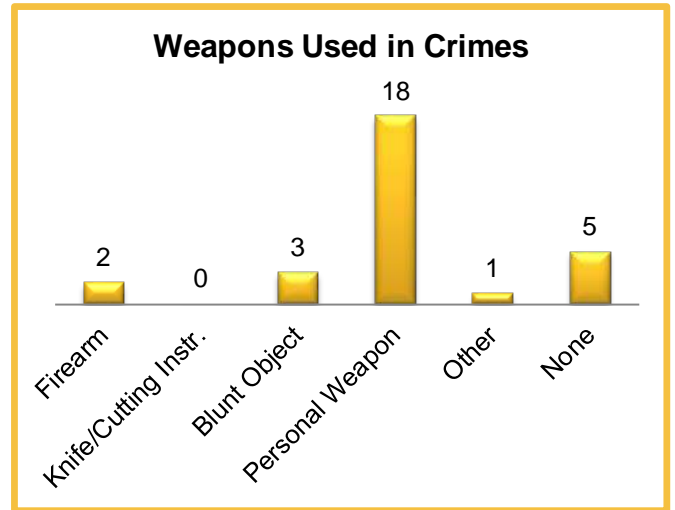
2024 Washington NIBRS Submission Agencies

Soap Lake PD

Continued

2024 Group B Arrests

| Offense | Adult | Juvenile |
|-----------------------|-----------|----------|
| Bad Checks | 0 | 0 |
| Curfew/Vagrancy | 0 | 0 |
| Disorderly Conduct | 0 | 0 |
| Drunkenness | 0 | 0 |
| DUI | 17 | 0 |
| Family Offenses | 0 | 0 |
| Liquor Law Violations | 0 | 0 |
| Peeping Tom | 0 | 0 |
| Trespass | 1 | 0 |
| All Other Offenses | 1 | 0 |
| Total | 19 | 0 |



2024 Property Values by Type

| Type | Value |
|----------------------|----------|
| Seized | \$0 |
| Burned | \$2 |
| Counterfeited/Forged | \$0 |
| Destroyed/Damaged | \$8,433 |
| Recovered | \$2,000 |
| Stolen | \$26,743 |

2024 Washington NIBRS Submission Agencies

Warden PD

Grant County

Population: 2,750
Months Reported: 12

Offense Overview

Offense Total 123
of Cleared Offense 57
Percent Cleared 46.3%

Group A Arrest Overview

Arrest Total 45
Adult Arrest Total 35
Juvenile Arrest Total 10

| Group A Offenses | Reported 2023 | Reported 2024 | % of Change | Crime Rate per 1,000 | Total Arrests | DV Offense Totals |
|----------------------------------|---------------|---------------|---------------|----------------------|---------------|-------------------|
| Murder | 0 | 0 | | 0.0 | 0 | 0 |
| Manslaughter | 0 | 0 | | 0.0 | 0 | 0 |
| Rape | 2 | 1 | -50.0% | 0.4 | 1 | 1 |
| Sodomy | 0 | 0 | | 0.0 | 0 | 0 |
| Sexual Assault w/Object | 0 | 0 | | 0.0 | 0 | 0 |
| Fondling | 1 | 1 | 0.0% | 0.4 | 1 | 0 |
| Aggravated Assault | 4 | 4 | 0.0% | 1.5 | 4 | 3 |
| Simple Assault | 36 | 24 | -33.3% | 8.7 | 17 | 15 |
| Intimidation | 6 | 4 | -33.3% | 1.5 | 1 | 1 |
| Kidnapping | 1 | 1 | 0.0% | 0.4 | 1 | 0 |
| Incest | 0 | 0 | | 0.0 | 0 | 0 |
| Statutory Rape | 0 | 0 | | 0.0 | 0 | 0 |
| Human Trafficking Offenses | 0 | 0 | | 0.0 | 0 | 0 |
| Violation of No Contact/Protect. | 8 | 3 | -62.5% | 1.1 | 3 | 3 |
| Robbery | 2 | 0 | -100.0% | 0.0 | 0 | 0 |
| Burglary | 13 | 6 | -53.8% | 2.2 | 2 | 0 |
| Larceny-Theft Offenses | 22 | 24 | 9.1% | 8.7 | 5 | 1 |
| Motor Vehicle Theft | 6 | 5 | -16.7% | 1.8 | 3 | 0 |
| Arson | 0 | 0 | | 0.0 | 0 | 0 |
| Destruction of Property | 30 | 32 | 6.7% | 11.6 | 6 | 4 |
| Counterfeiting/Forgery | 0 | 0 | | 0.0 | 0 | 0 |
| Fraud Offenses | 7 | 6 | -14.3% | 2.2 | 0 | 0 |
| Embezzlement | 0 | 0 | | 0.0 | 0 | 0 |
| Extortion/Blackmail | 0 | 0 | | 0.0 | 0 | 0 |
| Bribery | 0 | 0 | | 0.0 | 0 | 0 |
| Stolen Property Offenses | 0 | 1 | | 0.4 | 0 | 0 |
| Animal Cruelty | 1 | 0 | -100.0% | 0.0 | 0 | 0 |
| Drug/Narcotic Violations | 6 | 2 | -66.7% | 0.7 | 0 | 0 |
| Drug Equipment Violations | 0 | 0 | | 0.0 | 0 | 0 |
| Gambling Offenses | 0 | 0 | | 0.0 | 0 | 0 |
| Pornography | 0 | 0 | | 0.0 | 0 | 0 |
| Prostitution Offenses | 0 | 0 | | 0.0 | 0 | 0 |
| Weapon Law Violations | 10 | 9 | -10.0% | 3.3 | 1 | 0 |
| Grand Total | 155 | 123 | -20.6% | 44.7 | 45 | 28 |

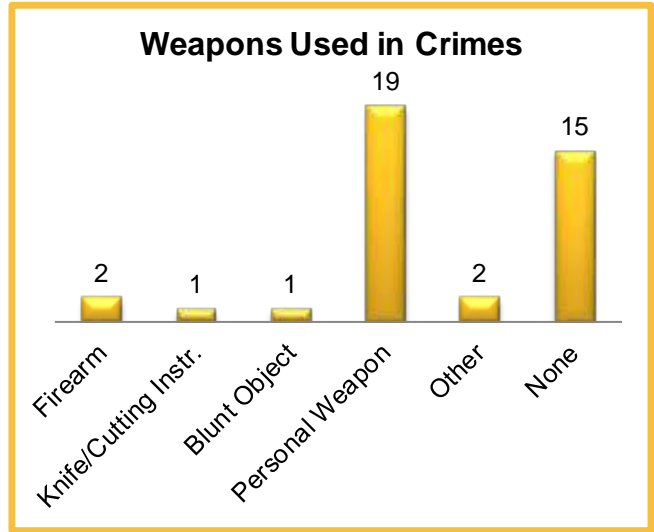
2024 Washington NIBRS Submission Agencies

Warden PD

Continued

2024 Group B Arrests

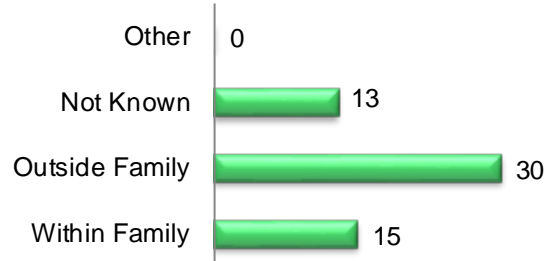
| Offense | Adult | Juvenile |
|-----------------------|----------|----------|
| Bad Checks | 0 | 0 |
| Curfew/Vagrancy | 0 | 0 |
| Disorderly Conduct | 0 | 0 |
| Drunkenness | 0 | 0 |
| DUI | 0 | 0 |
| Family Offenses | 0 | 0 |
| Liquor Law Violations | 0 | 0 |
| Peeping Tom | 0 | 0 |
| Trespass | 1 | 2 |
| All Other Offenses | 5 | 3 |
| Total | 6 | 5 |



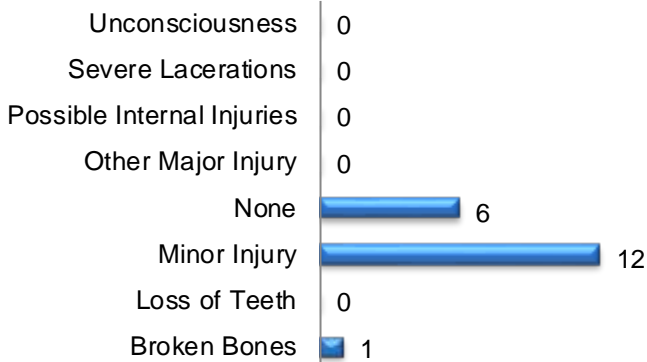
Drug Offenses by Type

No Drug Offenses by Type Reported

Relationship of Victim to Offender



Domestic Violence Injuries



2024 Property Values by Type

| Type | Value |
|----------------------|----------|
| Seized | \$0 |
| Burned | \$0 |
| Counterfeited/Forged | \$0 |
| Destroyed/Damaged | \$12,602 |
| Recovered | \$18,499 |
| Stolen | \$29,986 |

2024 Washington NIBRS Submission Agencies

Grays Harbor SO

Grays Harbor County

Population: 29,420
Months Reported: 12

Offense Overview

Offense Total 719
of Cleared Offense 345
Percent Cleared 48.0%

Group A Arrest Overview

Arrest Total 281
Adult Arrest Total 260
Juvenile Arrest Total 21

| Group A Offenses | Reported 2023 | Reported 2024 | % of Change | Crime Rate per 1,000 | Total Arrests | DV Offense Totals |
|----------------------------------|---------------|---------------|-------------|----------------------|---------------|-------------------|
| Murder | 3 | 1 | -66.7% | 0.0 | 2 | 0 |
| Manslaughter | 0 | 0 | | 0.0 | 0 | 0 |
| Rape | 6 | 15 | 150.0% | 0.5 | 7 | 5 |
| Sodomy | 7 | 1 | -85.7% | 0.0 | 1 | 0 |
| Sexual Assault w/Object | 3 | 2 | -33.3% | 0.1 | 0 | 0 |
| Fondling | 13 | 17 | 30.8% | 0.6 | 4 | 7 |
| Aggravated Assault | 45 | 35 | -22.2% | 1.2 | 16 | 20 |
| Simple Assault | 130 | 134 | 3.1% | 4.6 | 60 | 94 |
| Intimidation | 30 | 36 | 20.0% | 1.2 | 13 | 10 |
| Kidnapping | 0 | 3 | | 0.1 | 3 | 1 |
| Incest | 0 | 0 | | 0.0 | 0 | 0 |
| Statutory Rape | 0 | 0 | | 0.0 | 0 | 0 |
| Human Trafficking Offenses | 0 | 0 | | 0.0 | 0 | 0 |
| Violation of No Contact/Protect. | 57 | 41 | -28.1% | 1.4 | 21 | 27 |
| Robbery | 2 | 4 | 100.0% | 0.1 | 5 | 0 |
| Burglary | 79 | 88 | 11.4% | 3.0 | 30 | 4 |
| Larceny-Theft Offenses | 124 | 93 | -25.0% | 3.2 | 33 | 4 |
| Motor Vehicle Theft | 38 | 29 | -23.7% | 1.0 | 6 | 3 |
| Arson | 4 | 6 | 50.0% | 0.2 | 1 | 0 |
| Destruction of Property | 86 | 107 | 24.4% | 3.6 | 22 | 24 |
| Counterfeiting/Forgery | 3 | 1 | -66.7% | 0.0 | 2 | 0 |
| Fraud Offenses | 11 | 11 | 0.0% | 0.4 | 0 | 1 |
| Embezzlement | 0 | 0 | | 0.0 | 0 | 0 |
| Extortion/Blackmail | 0 | 2 | | 0.1 | 0 | 0 |
| Bribery | 0 | 0 | | 0.0 | 0 | 0 |
| Stolen Property Offenses | 19 | 13 | -31.6% | 0.4 | 6 | 2 |
| Animal Cruelty | 1 | 0 | -100.0% | 0.0 | 0 | 0 |
| Drug/Narcotic Violations | 25 | 50 | 100.0% | 1.7 | 37 | 0 |
| Drug Equipment Violations | 0 | 1 | | 0.0 | 1 | 0 |
| Gambling Offenses | 0 | 0 | | 0.0 | 0 | 0 |
| Pornography | 8 | 8 | 0.0% | 0.3 | 4 | 0 |
| Prostitution Offenses | 0 | 0 | | 0.0 | 0 | 0 |
| Weapon Law Violations | 14 | 21 | 50.0% | 0.7 | 7 | 0 |
| Grand Total | 708 | 719 | 1.6% | 24.4 | 281 | 202 |

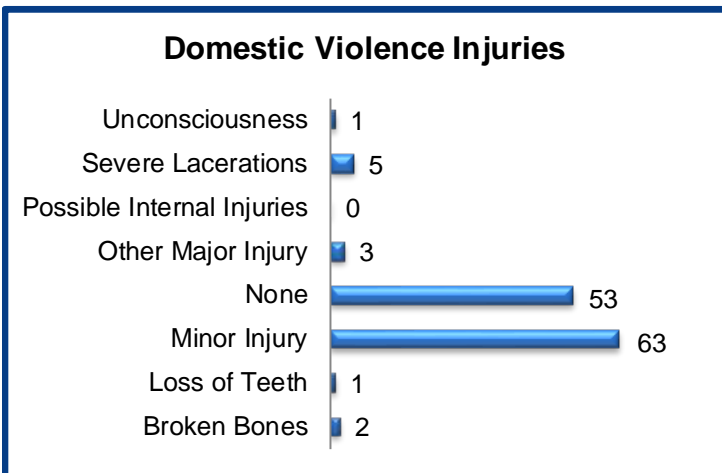
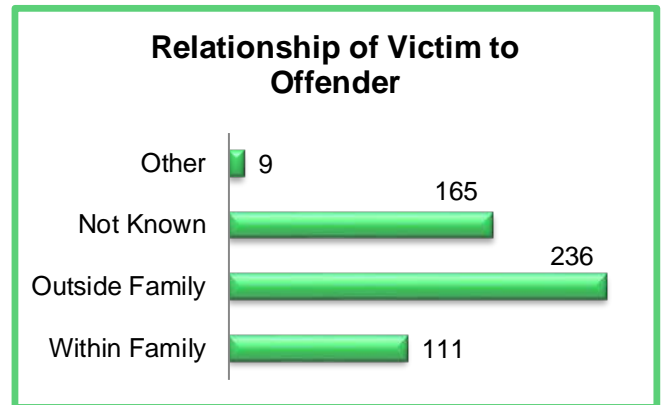
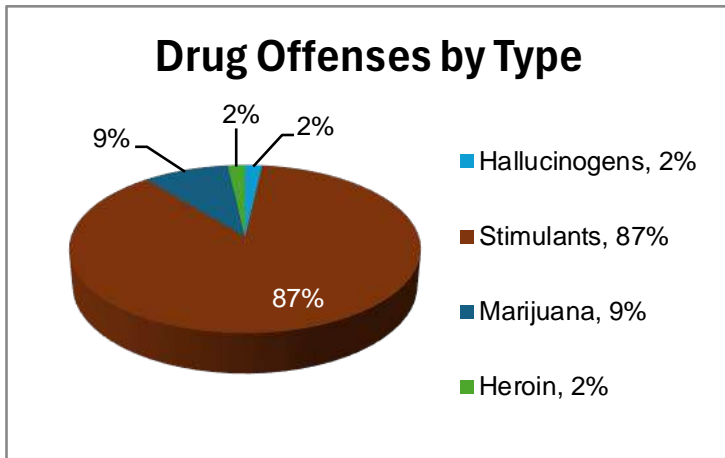
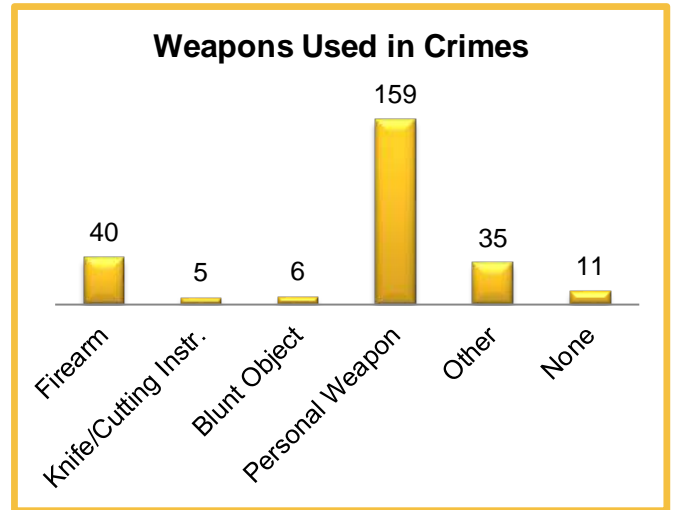
2024 Washington NIBRS Submission Agencies

Grays Harbor SO

Continued

2024 Group B Arrests

| Offense | Adult | Juvenile |
|-----------------------|------------|----------|
| Bad Checks | 0 | 0 |
| Curfew/Vagrancy | 0 | 0 |
| Disorderly Conduct | 7 | 0 |
| Drunkenness | 0 | 0 |
| DUI | 62 | 0 |
| Family Offenses | 0 | 0 |
| Liquor Law Violations | 7 | 3 |
| Peeping Tom | 0 | 0 |
| Trespass | 23 | 0 |
| All Other Offenses | 35 | 1 |
| Total | 134 | 4 |



2024 Property Values by Type

| Type | Value |
|----------------------|-----------|
| Seized | \$0 |
| Burned | \$1,000 |
| Counterfeited/Forged | \$0 |
| Destroyed/Damaged | \$123,470 |
| Recovered | \$97,883 |
| Stolen | \$433,188 |

2024 Washington NIBRS Submission Agencies

Aberdeen PD

Grays Harbor County

Population: 17,100
Months Reported: 12

Offense Overview

Offense Total 1,346
of Cleared Offense 765
Percent Cleared 56.8%

Group A Arrest Overview

Arrest Total 674
Adult Arrest Total 663
Juvenile Arrest Total 11

| Group A Offenses | Reported 2023 | Reported 2024 | % of Change | Crime Rate per 1,000 | Total Arrests | DV Offense Totals |
|----------------------------------|---------------|---------------|--------------|----------------------|---------------|-------------------|
| Murder | 0 | 0 | | 0.0 | 0 | 0 |
| Manslaughter | 0 | 0 | | 0.0 | 0 | 0 |
| Rape | 20 | 22 | 10.0% | 1.3 | 1 | 1 |
| Sodomy | 1 | 0 | -100.0% | 0.0 | 0 | 0 |
| Sexual Assault w/Object | 0 | 0 | | 0.0 | 0 | 0 |
| Fondling | 32 | 20 | -37.5% | 1.2 | 2 | 0 |
| Aggravated Assault | 44 | 30 | -31.8% | 1.8 | 19 | 12 |
| Simple Assault | 236 | 242 | 2.5% | 14.2 | 126 | 110 |
| Intimidation | 24 | 44 | 83.3% | 2.6 | 11 | 12 |
| Kidnapping | 9 | 5 | -44.4% | 0.3 | 2 | 3 |
| Incest | 0 | 0 | | 0.0 | 0 | 0 |
| Statutory Rape | 0 | 1 | | 0.1 | 0 | 0 |
| Human Trafficking Offenses | 0 | 0 | | 0.0 | 0 | 0 |
| Violation of No Contact/Protect. | 106 | 79 | -25.5% | 4.6 | 30 | 28 |
| Robbery | 11 | 13 | 18.2% | 0.8 | 9 | 0 |
| Burglary | 74 | 51 | -31.1% | 3.0 | 21 | 2 |
| Larceny-Theft Offenses | 439 | 407 | -7.3% | 23.8 | 266 | 1 |
| Motor Vehicle Theft | 62 | 56 | -9.7% | 3.3 | 7 | 0 |
| Arson | 6 | 7 | 16.7% | 0.4 | 3 | 0 |
| Destruction of Property | 136 | 100 | -26.5% | 5.8 | 24 | 12 |
| Counterfeiting/Forgery | 8 | 12 | 50.0% | 0.7 | 1 | 0 |
| Fraud Offenses | 30 | 40 | 33.3% | 2.3 | 3 | 0 |
| Embezzlement | 0 | 0 | | 0.0 | 0 | 0 |
| Extortion/Blackmail | 0 | 0 | | 0.0 | 0 | 0 |
| Bribery | 0 | 0 | | 0.0 | 0 | 0 |
| Stolen Property Offenses | 23 | 13 | -43.5% | 0.8 | 2 | 0 |
| Animal Cruelty | 0 | 0 | | 0.0 | 0 | 0 |
| Drug/Narcotic Violations | 62 | 162 | 161.3% | 9.5 | 136 | 0 |
| Drug Equipment Violations | 22 | 0 | -100.0% | 0.0 | 1 | 0 |
| Gambling Offenses | 0 | 0 | | 0.0 | 0 | 0 |
| Pornography | 2 | 5 | 150.0% | 0.3 | 0 | 0 |
| Prostitution Offenses | 0 | 0 | | 0.0 | 0 | 0 |
| Weapon Law Violations | 28 | 37 | 32.1% | 2.2 | 10 | 0 |
| Grand Total | 1,375 | 1,346 | -2.1% | 78.7 | 674 | 181 |

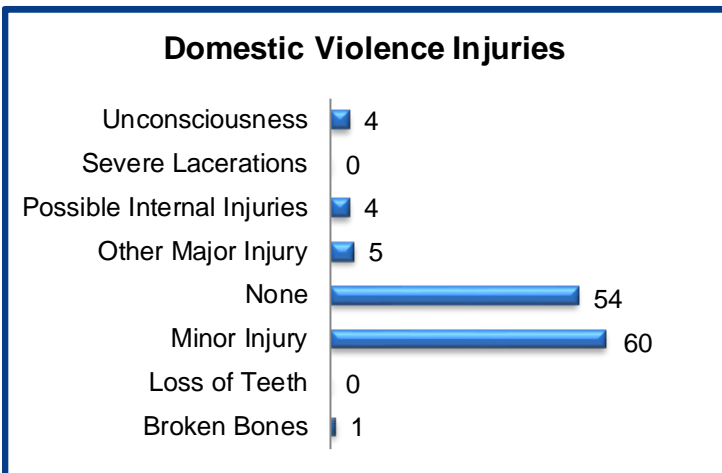
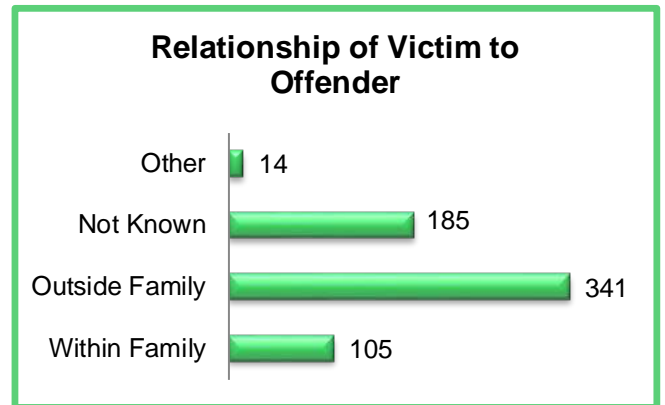
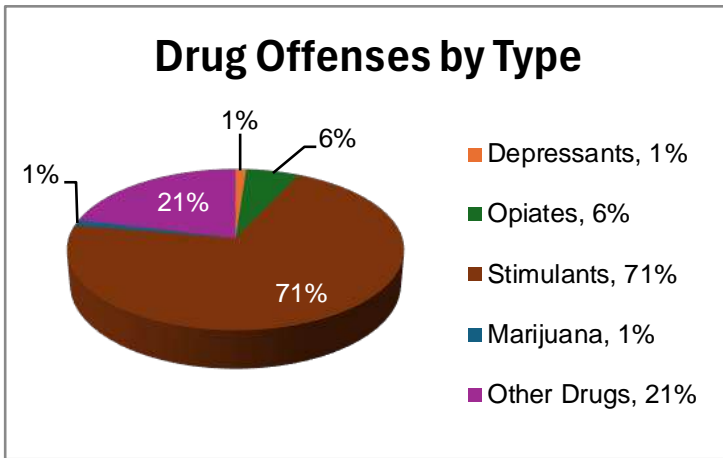
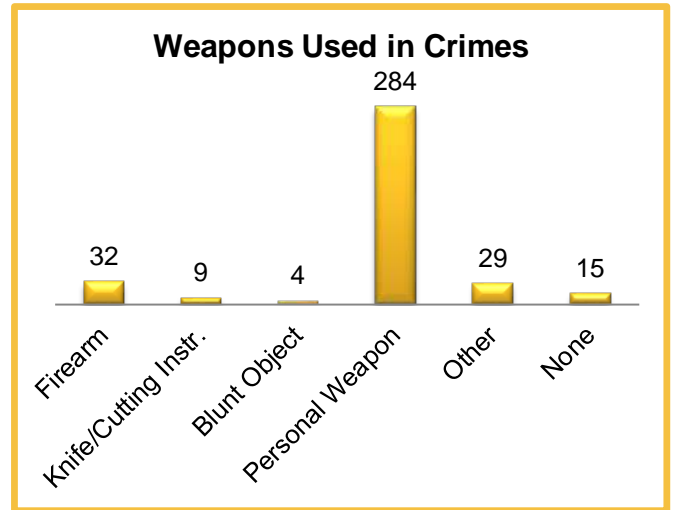
2024 Washington NIBRS Submission Agencies

Aberdeen PD

Continued

2024 Group B Arrests

| Offense | Adult | Juvenile |
|-----------------------|--------------|----------|
| Bad Checks | 0 | 0 |
| Curfew/Vagrancy | 0 | 0 |
| Disorderly Conduct | 35 | 0 |
| Drunkenness | 1 | 0 |
| DUI | 122 | 1 |
| Family Offenses | 0 | 0 |
| Liquor Law Violations | 32 | 2 |
| Peeping Tom | 0 | 0 |
| Trespass | 220 | 0 |
| All Other Offenses | 756 | 1 |
| Total | 1,166 | 4 |



2024 Property Values by Type

| Type | Value |
|----------------------|-----------|
| Seized | \$11,476 |
| Burned | \$8 |
| Counterfeited/Forged | \$362 |
| Destroyed/Damaged | \$70,880 |
| Recovered | \$253,972 |
| Stolen | \$784,538 |

2024 Washington NIBRS Submission Agencies

Chehalis Tribal PD

Grays Harbor County

Population: 0
Months Reported: 12

Offense Overview

Offense Total 136
of Cleared Offense 21
Percent Cleared 15.4%

Group A Arrest Overview

Arrest Total 20
Adult Arrest Total 14
Juvenile Arrest Total 6

| Group A Offenses | Reported 2023 | Reported 2024 | % of Change | Crime Rate per 1,000 | Total Arrests | DV Offense Totals |
|----------------------------------|---------------|---------------|---------------|----------------------|---------------|-------------------|
| Murder | 0 | 0 | | 0.0 | 0 | 0 |
| Manslaughter | 0 | 0 | | 0.0 | 0 | 0 |
| Rape | 4 | 1 | -75.0% | 0.0 | 0 | 1 |
| Sodomy | 0 | 0 | | 0.0 | 0 | 0 |
| Sexual Assault w/Object | 0 | 0 | | 0.0 | 0 | 0 |
| Fondling | 3 | 3 | 0.0% | 0.0 | 1 | 0 |
| Aggravated Assault | 6 | 7 | 16.7% | 0.0 | 3 | 0 |
| Simple Assault | 34 | 39 | 14.7% | 0.0 | 6 | 3 |
| Intimidation | 1 | 0 | -100.0% | 0.0 | 0 | 0 |
| Kidnapping | 0 | 0 | | 0.0 | 0 | 0 |
| Incest | 0 | 0 | | 0.0 | 0 | 0 |
| Statutory Rape | 0 | 0 | | 0.0 | 0 | 0 |
| Human Trafficking Offenses | 0 | 0 | | 0.0 | 0 | 0 |
| Violation of No Contact/Protect. | 0 | 0 | | 0.0 | 0 | 0 |
| Robbery | 1 | 0 | -100.0% | 0.0 | 0 | 0 |
| Burglary | 7 | 6 | -14.3% | 0.0 | 5 | 0 |
| Larceny-Theft Offenses | 75 | 43 | -42.7% | 0.0 | 1 | 0 |
| Motor Vehicle Theft | 16 | 7 | -56.3% | 0.0 | 1 | 0 |
| Arson | 0 | 2 | | 0.0 | 0 | 1 |
| Destruction of Property | 19 | 9 | -52.6% | 0.0 | 1 | 0 |
| Counterfeiting/Forgery | 11 | 6 | -45.5% | 0.0 | 0 | 0 |
| Fraud Offenses | 4 | 2 | -50.0% | 0.0 | 0 | 0 |
| Embezzlement | 0 | 0 | | 0.0 | 0 | 0 |
| Extortion/Blackmail | 0 | 0 | | 0.0 | 0 | 0 |
| Bribery | 0 | 0 | | 0.0 | 0 | 0 |
| Stolen Property Offenses | 1 | 0 | -100.0% | 0.0 | 0 | 0 |
| Animal Cruelty | 0 | 1 | | 0.0 | 0 | 0 |
| Drug/Narcotic Violations | 14 | 10 | -28.6% | 0.0 | 2 | 0 |
| Drug Equipment Violations | 0 | 0 | | 0.0 | 0 | 0 |
| Gambling Offenses | 0 | 0 | | 0.0 | 0 | 0 |
| Pornography | 0 | 0 | | 0.0 | 0 | 0 |
| Prostitution Offenses | 1 | 0 | -100.0% | 0.0 | 0 | 0 |
| Weapon Law Violations | 1 | 0 | -100.0% | 0.0 | 0 | 0 |
| Grand Total | 198 | 136 | -31.3% | 0.0 | 20 | 5 |

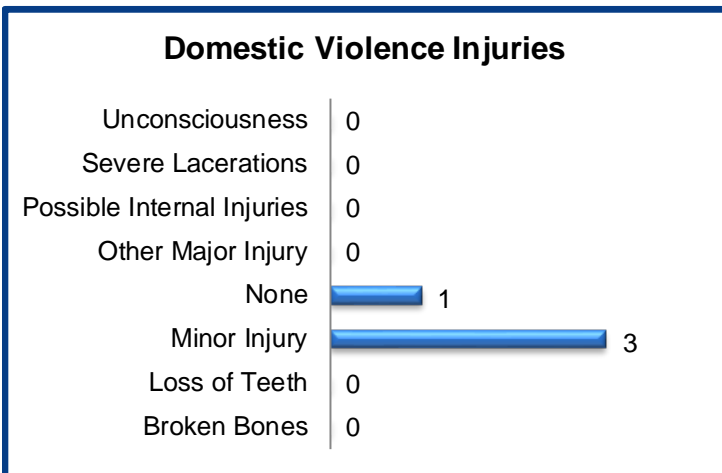
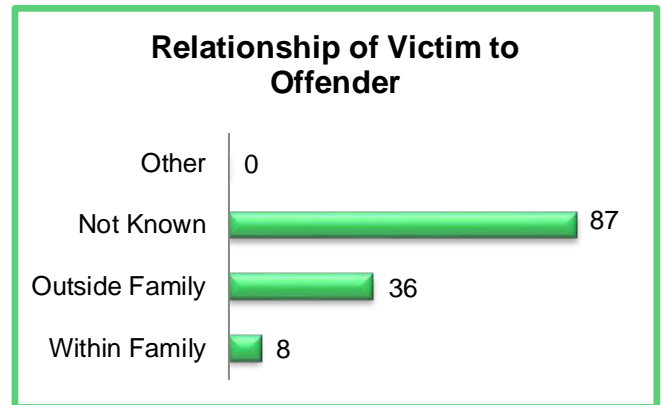
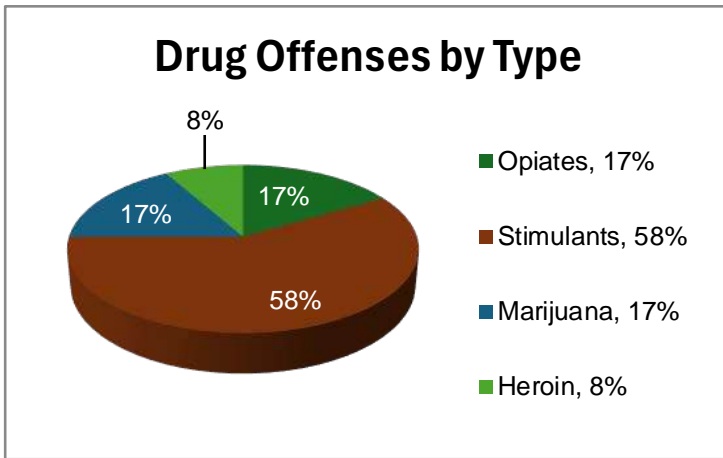
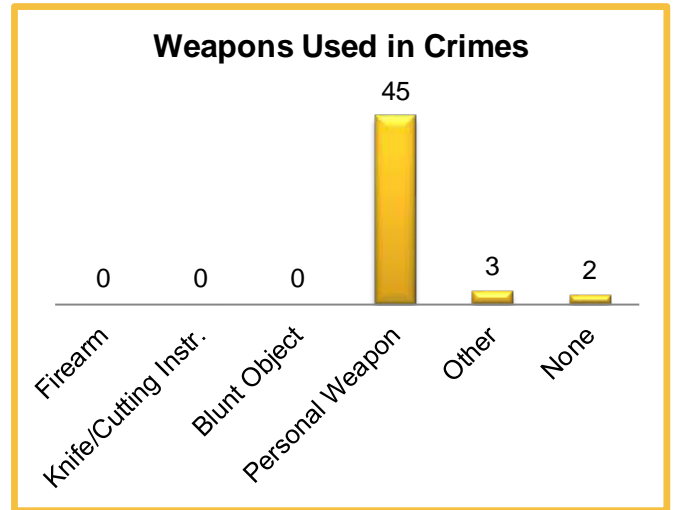
2024 Washington NIBRS Submission Agencies

Chehalis Tribal PD

Continued

2024 Group B Arrests

| Offense | Adult | Juvenile |
|-----------------------|-----------|----------|
| Bad Checks | 0 | 0 |
| Curfew/Vagrancy | 0 | 0 |
| Disorderly Conduct | 1 | 0 |
| Drunkenness | 0 | 0 |
| DUI | 2 | 0 |
| Family Offenses | 0 | 0 |
| Liquor Law Violations | 0 | 0 |
| Peeping Tom | 0 | 0 |
| Trespass | 5 | 0 |
| All Other Offenses | 7 | 0 |
| Total | 15 | 0 |



2024 Property Values by Type

| Type | Value |
|----------------------|-----------|
| Seized | \$0 |
| Burned | \$0 |
| Counterfeited/Forged | \$630 |
| Destroyed/Damaged | \$155,134 |
| Recovered | \$20,337 |
| Stolen | \$83,347 |

2024 Washington NIBRS Submission Agencies

Elma PD

Grays Harbor County

Population: 3,505
Months Reported: 12

Offense Overview

Offense Total 205
of Cleared Offense 98
Percent Cleared 47.8%

Group A Arrest Overview

Arrest Total 83
Adult Arrest Total 70
Juvenile Arrest Total 13

| Group A Offenses | Reported 2023 | Reported 2024 | % of Change | Crime Rate per 1,000 | Total Arrests | DV Offense Totals |
|----------------------------------|---------------|---------------|-------------|----------------------|---------------|-------------------|
| Murder | 0 | 1 | | 0.3 | 1 | 0 |
| Manslaughter | 0 | 0 | | 0.0 | 0 | 0 |
| Rape | 3 | 1 | -66.7% | 0.3 | 2 | 0 |
| Sodomy | 0 | 0 | | 0.0 | 0 | 0 |
| Sexual Assault w/Object | 0 | 0 | | 0.0 | 0 | 0 |
| Fondling | 5 | 6 | 20.0% | 1.7 | 1 | 3 |
| Aggravated Assault | 6 | 5 | -16.7% | 1.4 | 1 | 0 |
| Simple Assault | 27 | 23 | -14.8% | 6.6 | 15 | 17 |
| Intimidation | 22 | 18 | -18.2% | 5.1 | 4 | 0 |
| Kidnapping | 0 | 1 | | 0.3 | 0 | 0 |
| Incest | 0 | 0 | | 0.0 | 0 | 0 |
| Statutory Rape | 0 | 0 | | 0.0 | 0 | 0 |
| Human Trafficking Offenses | 0 | 0 | | 0.0 | 0 | 0 |
| Violation of No Contact/Protect. | 12 | 12 | 0.0% | 3.4 | 8 | 3 |
| Robbery | 1 | 1 | 0.0% | 0.3 | 0 | 0 |
| Burglary | 14 | 11 | -21.4% | 3.1 | 4 | 0 |
| Larceny-Theft Offenses | 51 | 38 | -25.5% | 10.8 | 10 | 0 |
| Motor Vehicle Theft | 7 | 5 | -28.6% | 1.4 | 2 | 0 |
| Arson | 0 | 0 | | 0.0 | 0 | 0 |
| Destruction of Property | 18 | 31 | 72.2% | 8.8 | 10 | 5 |
| Counterfeiting/Forgery | 2 | 1 | -50.0% | 0.3 | 0 | 0 |
| Fraud Offenses | 11 | 11 | 0.0% | 3.1 | 1 | 0 |
| Embezzlement | 0 | 0 | | 0.0 | 0 | 0 |
| Extortion/Blackmail | 0 | 0 | | 0.0 | 0 | 0 |
| Bribery | 0 | 0 | | 0.0 | 0 | 0 |
| Stolen Property Offenses | 0 | 0 | | 0.0 | 0 | 0 |
| Animal Cruelty | 0 | 0 | | 0.0 | 0 | 0 |
| Drug/Narcotic Violations | 8 | 15 | 87.5% | 4.3 | 11 | 0 |
| Drug Equipment Violations | 3 | 20 | 566.7% | 5.7 | 12 | 0 |
| Gambling Offenses | 0 | 0 | | 0.0 | 0 | 0 |
| Pornography | 0 | 0 | | 0.0 | 0 | 0 |
| Prostitution Offenses | 0 | 0 | | 0.0 | 0 | 0 |
| Weapon Law Violations | 4 | 5 | 25.0% | 1.4 | 1 | 0 |
| Grand Total | 194 | 205 | 5.7% | 58.5 | 83 | 28 |

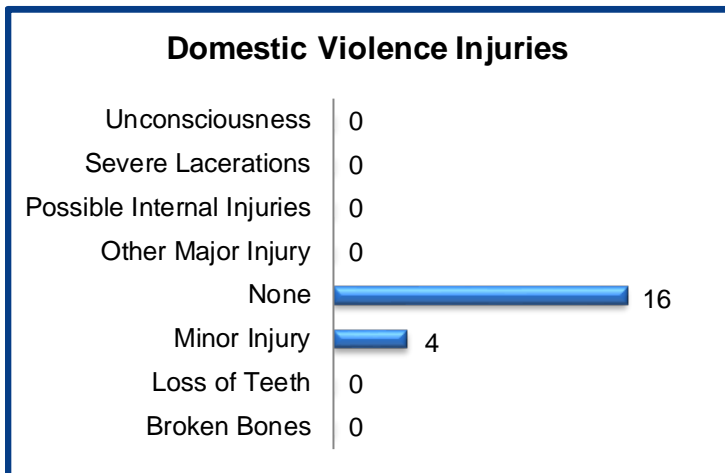
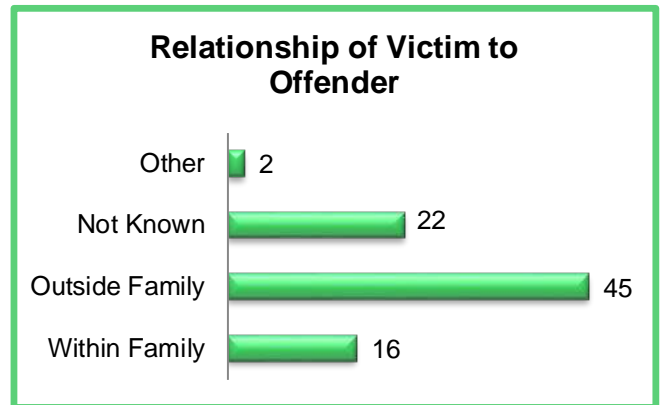
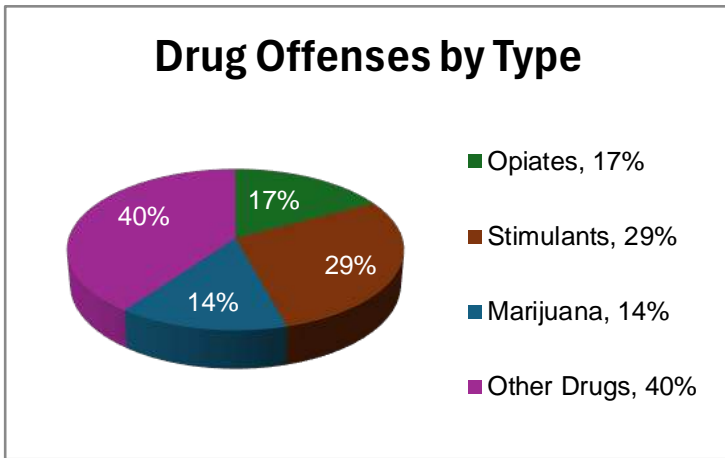
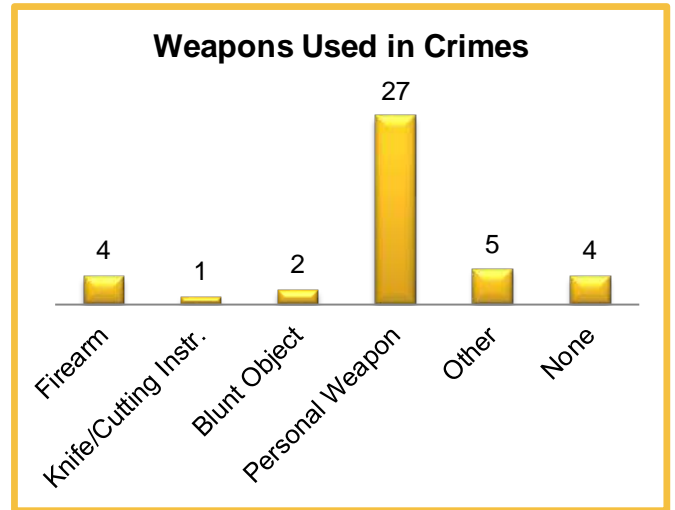
2024 Washington NIBRS Submission Agencies

Elma PD

Continued

2024 Group B Arrests

| Offense | Adult | Juvenile |
|-----------------------|-----------|----------|
| Bad Checks | 0 | 0 |
| Curfew/Vagrancy | 0 | 0 |
| Disorderly Conduct | 3 | 0 |
| Drunkenness | 0 | 0 |
| DUI | 17 | 0 |
| Family Offenses | 0 | 0 |
| Liquor Law Violations | 0 | 0 |
| Peeping Tom | 0 | 0 |
| Trespass | 6 | 0 |
| All Other Offenses | 14 | 0 |
| Total | 40 | 0 |



2024 Property Values by Type

| Type | Value |
|----------------------|----------|
| Seized | \$312 |
| Burned | \$0 |
| Counterfeited/Forged | \$300 |
| Destroyed/Damaged | \$19,720 |
| Recovered | \$32,163 |
| Stolen | \$99,338 |

2024 Washington NIBRS Submission Agencies

Hoquiam PD

Grays Harbor County

Population: 8,800
Months Reported: 12

Offense Overview

Offense Total 478
of Cleared Offense 128
Percent Cleared 26.8%

Group A Arrest Overview

Arrest Total 95
Adult Arrest Total 95
Juvenile Arrest Total 0

| Group A Offenses | Reported 2023 | Reported 2024 | % of Change | Crime Rate per 1,000 | Total Arrests | DV Offense Totals |
|----------------------------------|---------------|---------------|---------------|----------------------|---------------|-------------------|
| Murder | 0 | 1 | | 0.1 | 0 | 0 |
| Manslaughter | 0 | 0 | | 0.0 | 0 | 0 |
| Rape | 4 | 3 | -25.0% | 0.3 | 0 | 2 |
| Sodomy | 0 | 0 | | 0.0 | 0 | 0 |
| Sexual Assault w/Object | 0 | 0 | | 0.0 | 0 | 0 |
| Fondling | 30 | 6 | -80.0% | 0.7 | 0 | 0 |
| Aggravated Assault | 8 | 14 | 75.0% | 1.6 | 1 | 4 |
| Simple Assault | 94 | 85 | -9.6% | 9.7 | 37 | 38 |
| Intimidation | 23 | 19 | -17.4% | 2.2 | 0 | 1 |
| Kidnapping | 3 | 0 | -100.0% | 0.0 | 0 | 0 |
| Incest | 0 | 0 | | 0.0 | 0 | 0 |
| Statutory Rape | 0 | 0 | | 0.0 | 0 | 0 |
| Human Trafficking Offenses | 0 | 0 | | 0.0 | 0 | 0 |
| Violation of No Contact/Protect. | 60 | 40 | -33.3% | 4.5 | 16 | 17 |
| Robbery | 0 | 3 | | 0.3 | 0 | 0 |
| Burglary | 20 | 29 | 45.0% | 3.3 | 0 | 0 |
| Larceny-Theft Offenses | 136 | 107 | -21.3% | 12.2 | 8 | 0 |
| Motor Vehicle Theft | 12 | 13 | 8.3% | 1.5 | 2 | 0 |
| Arson | 1 | 0 | -100.0% | 0.0 | 0 | 0 |
| Destruction of Property | 90 | 77 | -14.4% | 8.8 | 5 | 11 |
| Counterfeiting/Forgery | 1 | 0 | -100.0% | 0.0 | 0 | 0 |
| Fraud Offenses | 12 | 10 | -16.7% | 1.1 | 0 | 0 |
| Embezzlement | 0 | 0 | | 0.0 | 0 | 0 |
| Extortion/Blackmail | 0 | 0 | | 0.0 | 0 | 0 |
| Bribery | 0 | 0 | | 0.0 | 0 | 0 |
| Stolen Property Offenses | 1 | 1 | 0.0% | 0.1 | 1 | 0 |
| Animal Cruelty | 0 | 0 | | 0.0 | 0 | 0 |
| Drug/Narcotic Violations | 41 | 46 | 12.2% | 5.2 | 23 | 0 |
| Drug Equipment Violations | 14 | 12 | -14.3% | 1.4 | 0 | 0 |
| Gambling Offenses | 0 | 0 | | 0.0 | 0 | 0 |
| Pornography | 0 | 0 | | 0.0 | 0 | 0 |
| Prostitution Offenses | 1 | 0 | -100.0% | 0.0 | 0 | 0 |
| Weapon Law Violations | 12 | 12 | 0.0% | 1.4 | 2 | 0 |
| Grand Total | 563 | 478 | -15.1% | 54.3 | 95 | 73 |

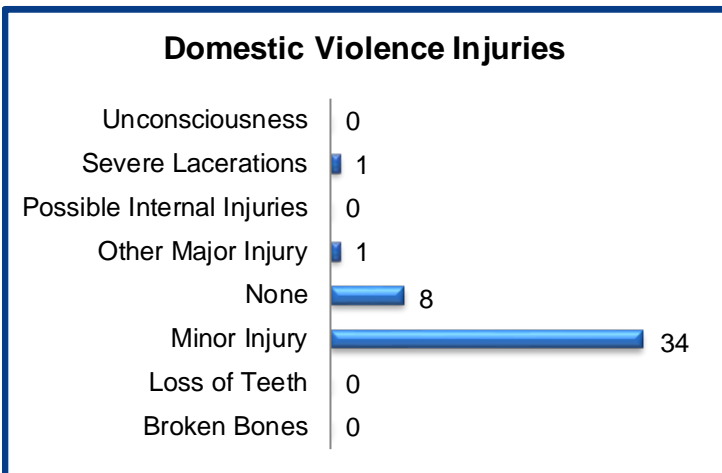
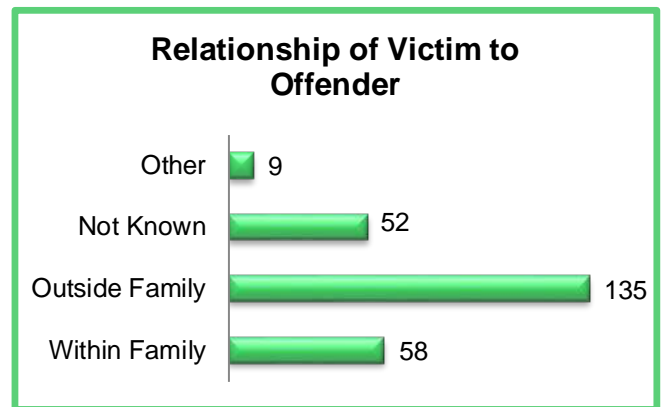
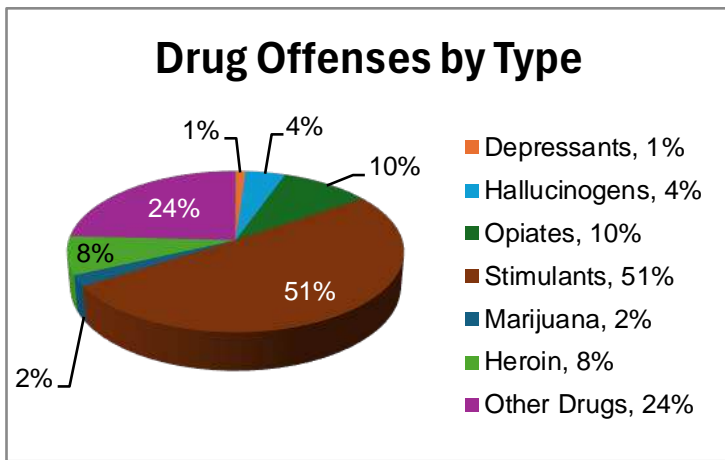
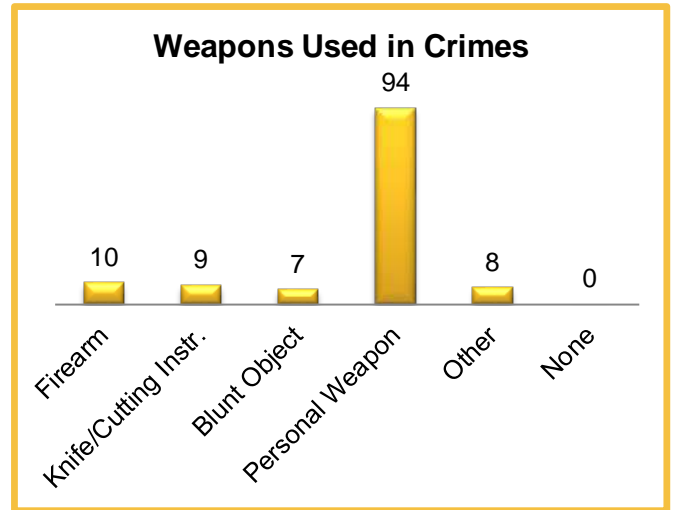
2024 Washington NIBRS Submission Agencies

Hoquiam PD

Continued

2024 Group B Arrests

| Offense | Adult | Juvenile |
|-----------------------|------------|----------|
| Bad Checks | 0 | 0 |
| Curfew/Vagrancy | 0 | 0 |
| Disorderly Conduct | 5 | 0 |
| Drunkenness | 0 | 0 |
| DUI | 6 | 0 |
| Family Offenses | 0 | 0 |
| Liquor Law Violations | 5 | 0 |
| Peeping Tom | 0 | 0 |
| Trespass | 4 | 0 |
| All Other Offenses | 237 | 0 |
| Total | 257 | 0 |



2024 Property Values by Type

| Type | Value |
|----------------------|-----------|
| Seized | \$8,895 |
| Burned | \$0 |
| Counterfeited/Forged | \$0 |
| Destroyed/Damaged | \$80,729 |
| Recovered | \$95,734 |
| Stolen | \$246,664 |

2024 Washington NIBRS Submission Agencies

McCleary PD

Grays Harbor County

Population: 2,085
Months Reported: 12

Offense Overview

Offense Total 41
of Cleared Offense 18
Percent Cleared 43.9%

Group A Arrest Overview

Arrest Total 10
Adult Arrest Total 10
Juvenile Arrest Total 0

| Group A Offenses | Reported 2023 | Reported 2024 | % of Change* | Crime Rate per 1,000 | Total Arrests | DV Offense Totals |
|----------------------------------|---------------|---------------|--------------|----------------------|---------------|-------------------|
| Murder | 0 | 0 | | 0.0 | 0 | 0 |
| Manslaughter | 0 | 0 | | 0.0 | 0 | 0 |
| Rape | 0 | 2 | | 1.0 | 0 | 0 |
| Sodomy | 0 | 0 | | 0.0 | 0 | 0 |
| Sexual Assault w/Object | 0 | 0 | | 0.0 | 0 | 0 |
| Fondling | 1 | 0 | | 0.0 | 0 | 0 |
| Aggravated Assault | 0 | 4 | | 1.9 | 2 | 0 |
| Simple Assault | 0 | 7 | | 3.4 | 2 | 4 |
| Intimidation | 0 | 4 | | 1.9 | 0 | 1 |
| Kidnapping | 0 | 0 | | 0.0 | 0 | 0 |
| Incest | 0 | 0 | | 0.0 | 0 | 0 |
| Statutory Rape | 0 | 0 | | 0.0 | 0 | 0 |
| Human Trafficking Offenses | 0 | 0 | | 0.0 | 0 | 0 |
| Violation of No Contact/Protect. | 0 | 3 | | 1.4 | 1 | 1 |
| Robbery | 0 | 0 | | 0.0 | 0 | 0 |
| Burglary | 0 | 1 | | 0.5 | 0 | 0 |
| Larceny-Theft Offenses | 1 | 4 | | 1.9 | 2 | 0 |
| Motor Vehicle Theft | 0 | 0 | | 0.0 | 0 | 0 |
| Arson | 0 | 0 | | 0.0 | 0 | 0 |
| Destruction of Property | 1 | 3 | | 1.4 | 1 | 2 |
| Counterfeiting/Forgery | 0 | 0 | | 0.0 | 0 | 0 |
| Fraud Offenses | 0 | 1 | | 0.5 | 0 | 0 |
| Embezzlement | 0 | 0 | | 0.0 | 0 | 0 |
| Extortion/Blackmail | 0 | 0 | | 0.0 | 0 | 0 |
| Bribery | 0 | 0 | | 0.0 | 0 | 0 |
| Stolen Property Offenses | 0 | 0 | | 0.0 | 0 | 0 |
| Animal Cruelty | 0 | 0 | | 0.0 | 0 | 0 |
| Drug/Narcotic Violations | 0 | 7 | | 3.4 | 2 | 0 |
| Drug Equipment Violations | 0 | 4 | | 1.9 | 0 | 0 |
| Gambling Offenses | 0 | 0 | | 0.0 | 0 | 0 |
| Pornography | 0 | 0 | | 0.0 | 0 | 0 |
| Prostitution Offenses | 0 | 0 | | 0.0 | 0 | 0 |
| Weapon Law Violations | 0 | 1 | | 0.5 | 0 | 0 |
| Grand Total | 3 | 41 | | 19.7 | 10 | 8 |

* Please see #10 in the NIBRS Individual Agency Page Table Legend.

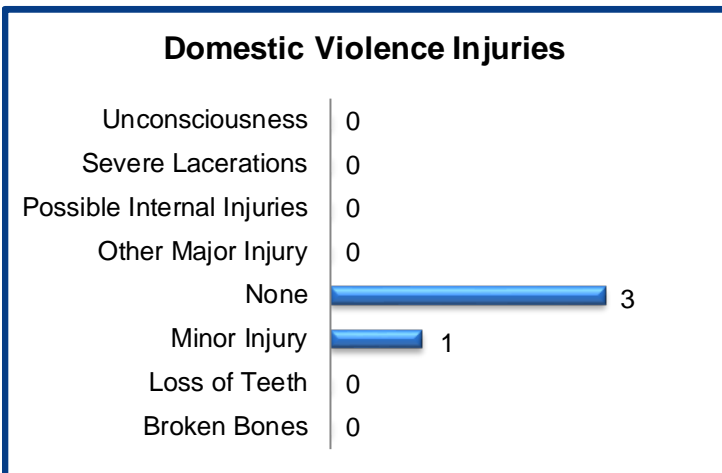
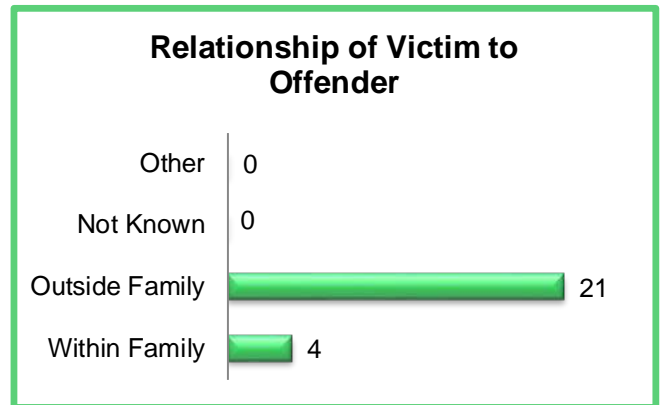
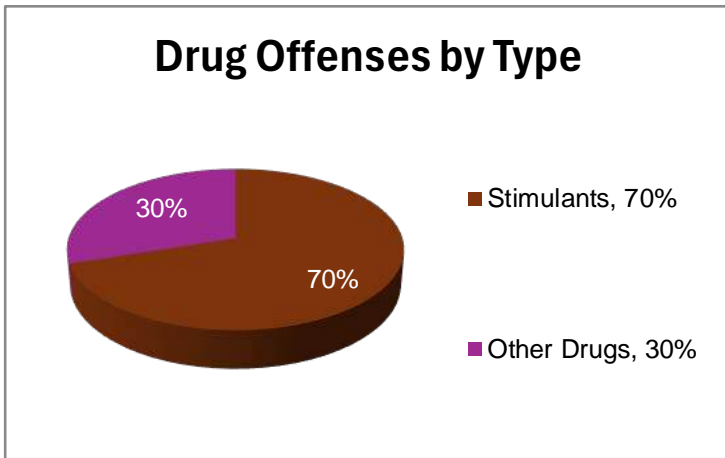
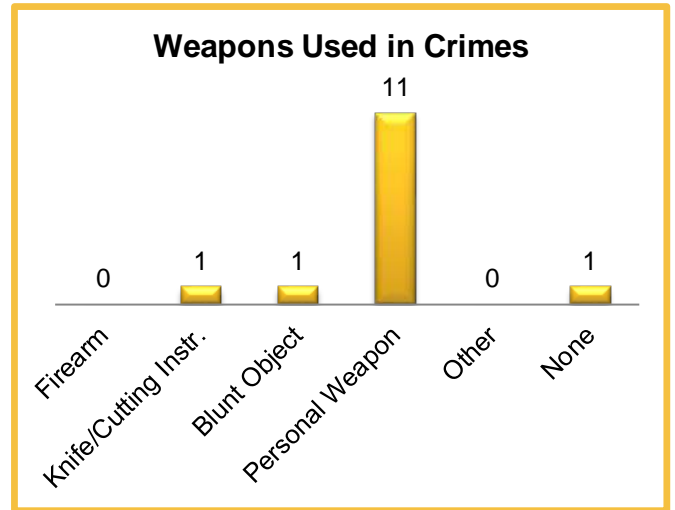
2024 Washington NIBRS Submission Agencies

McCleary PD

Continued

2024 Group B Arrests

| Offense | Adult | Juvenile |
|-----------------------|-----------|----------|
| Bad Checks | 0 | 0 |
| Curfew/Vagrancy | 0 | 0 |
| Disorderly Conduct | 0 | 0 |
| Drunkenness | 0 | 0 |
| DUI | 2 | 0 |
| Family Offenses | 0 | 0 |
| Liquor Law Violations | 0 | 0 |
| Peeping Tom | 0 | 0 |
| Trespass | 1 | 0 |
| All Other Offenses | 14 | 0 |
| Total | 17 | 0 |



2024 Property Values by Type

| Type | Value |
|----------------------|---------|
| Seized | \$0 |
| Burned | \$0 |
| Counterfeited/Forged | \$0 |
| Destroyed/Damaged | \$270 |
| Recovered | \$64 |
| Stolen | \$7,803 |

2024 Washington NIBRS Submission Agencies

Montesano PD

Grays Harbor County

Population: 4,135
Months Reported: 12

Offense Overview

Offense Total 171
of Cleared Offense 96
Percent Cleared 56.1%

Group A Arrest Overview

Arrest Total 86
Adult Arrest Total 71
Juvenile Arrest Total 15

| Group A Offenses | Reported 2023 | Reported 2024 | % of Change | Crime Rate per 1,000 | Total Arrests | DV Offense Totals |
|----------------------------------|---------------|---------------|--------------|----------------------|---------------|-------------------|
| Murder | 0 | 0 | | 0.0 | 0 | 0 |
| Manslaughter | 0 | 0 | | 0.0 | 0 | 0 |
| Rape | 1 | 0 | -100.0% | 0.0 | 1 | 0 |
| Sodomy | 0 | 0 | | 0.0 | 0 | 0 |
| Sexual Assault w/Object | 0 | 0 | | 0.0 | 0 | 0 |
| Fondling | 5 | 5 | 0.0% | 1.2 | 3 | 3 |
| Aggravated Assault | 2 | 4 | 100.0% | 1.0 | 4 | 1 |
| Simple Assault | 21 | 27 | 28.6% | 6.5 | 17 | 14 |
| Intimidation | 1 | 2 | 100.0% | 0.5 | 0 | 0 |
| Kidnapping | 0 | 1 | | 0.2 | 1 | 1 |
| Incest | 0 | 0 | | 0.0 | 0 | 0 |
| Statutory Rape | 0 | 0 | | 0.0 | 0 | 0 |
| Human Trafficking Offenses | 0 | 0 | | 0.0 | 0 | 0 |
| Violation of No Contact/Protect. | 7 | 15 | 114.3% | 3.6 | 13 | 11 |
| Robbery | 1 | 0 | -100.0% | 0.0 | 0 | 0 |
| Burglary | 3 | 4 | 33.3% | 1.0 | 2 | 1 |
| Larceny-Theft Offenses | 42 | 58 | 38.1% | 14.0 | 28 | 0 |
| Motor Vehicle Theft | 5 | 3 | -40.0% | 0.7 | 1 | 0 |
| Arson | 0 | 0 | | 0.0 | 0 | 0 |
| Destruction of Property | 20 | 20 | 0.0% | 4.8 | 13 | 4 |
| Counterfeiting/Forgery | 0 | 5 | | 1.2 | 0 | 0 |
| Fraud Offenses | 7 | 10 | 42.9% | 2.4 | 1 | 0 |
| Embezzlement | 0 | 1 | | 0.2 | 0 | 0 |
| Extortion/Blackmail | 0 | 0 | | 0.0 | 0 | 0 |
| Bribery | 0 | 0 | | 0.0 | 0 | 0 |
| Stolen Property Offenses | 2 | 0 | -100.0% | 0.0 | 0 | 0 |
| Animal Cruelty | 0 | 0 | | 0.0 | 0 | 0 |
| Drug/Narcotic Violations | 5 | 5 | 0.0% | 1.2 | 2 | 0 |
| Drug Equipment Violations | 4 | 2 | -50.0% | 0.5 | 0 | 0 |
| Gambling Offenses | 0 | 0 | | 0.0 | 0 | 0 |
| Pornography | 2 | 6 | 200.0% | 1.5 | 0 | 0 |
| Prostitution Offenses | 0 | 0 | | 0.0 | 0 | 0 |
| Weapon Law Violations | 1 | 3 | 200.0% | 0.7 | 0 | 0 |
| Grand Total | 129 | 171 | 32.6% | 41.4 | 86 | 35 |

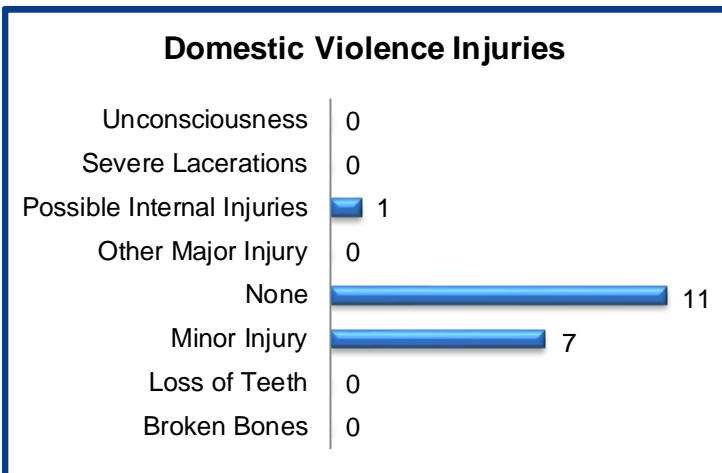
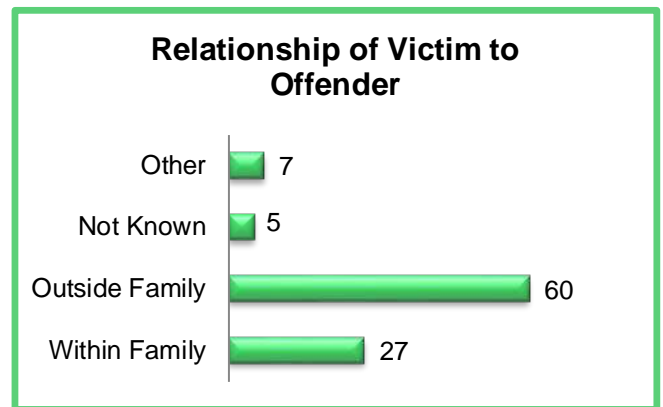
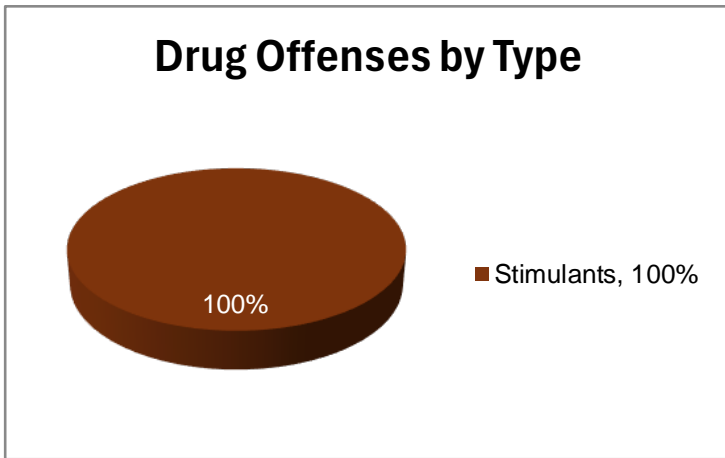
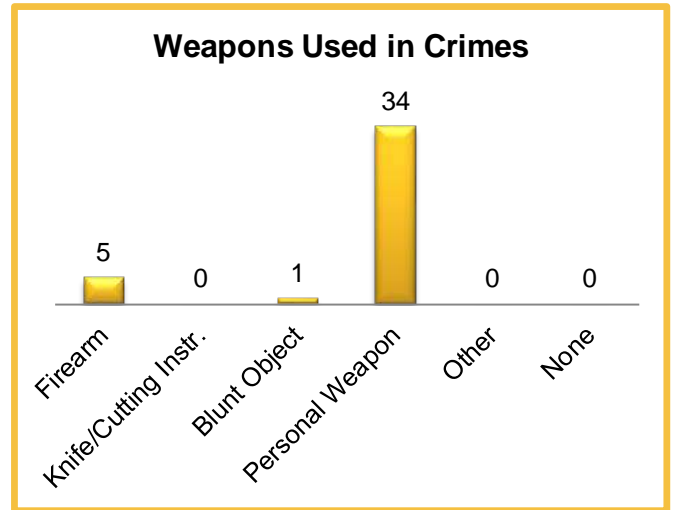
2024 Washington NIBRS Submission Agencies

Montesano PD

Continued

2024 Group B Arrests

| Offense | Adult | Juvenile |
|-----------------------|-----------|----------|
| Bad Checks | 0 | 0 |
| Curfew/Vagrancy | 0 | 0 |
| Disorderly Conduct | 0 | 0 |
| Drunkenness | 0 | 0 |
| DUI | 8 | 0 |
| Family Offenses | 0 | 0 |
| Liquor Law Violations | 1 | 1 |
| Peeping Tom | 0 | 0 |
| Trespass | 3 | 0 |
| All Other Offenses | 8 | 1 |
| Total | 20 | 2 |



2024 Property Values by Type

| Type | Value |
|----------------------|----------|
| Seized | \$5 |
| Burned | \$0 |
| Counterfeited/Forged | \$440 |
| Destroyed/Damaged | \$29,210 |
| Recovered | \$10,060 |
| Stolen | \$75,169 |

2024 Washington NIBRS Submission Agencies

Oakville PD

Grays Harbor County

Population: 720
Months Reported: 12

Offense Overview

Offense Total 21
of Cleared Offense 6
Percent Cleared 28.6%

Group A Arrest Overview

Arrest Total 5
Adult Arrest Total 5
Juvenile Arrest Total 0

| Group A Offenses | Reported 2023 | Reported 2024 | % of Change* | Crime Rate per 1,000 | Total Arrests | DV Offense Totals |
|----------------------------------|---------------|---------------|--------------|----------------------|---------------|-------------------|
| Murder | 0 | 0 | | 0.0 | 0 | 0 |
| Manslaughter | 0 | 0 | | 0.0 | 0 | 0 |
| Rape | 0 | 0 | | 0.0 | 0 | 0 |
| Sodomy | 0 | 0 | | 0.0 | 0 | 0 |
| Sexual Assault w/Object | 0 | 0 | | 0.0 | 0 | 0 |
| Fondling | 0 | 0 | | 0.0 | 0 | 0 |
| Aggravated Assault | 1 | 3 | | 4.2 | 2 | 0 |
| Simple Assault | 6 | 2 | | 2.8 | 1 | 1 |
| Intimidation | 2 | 0 | | 0.0 | 0 | 0 |
| Kidnapping | 0 | 0 | | 0.0 | 0 | 0 |
| Incest | 0 | 0 | | 0.0 | 0 | 0 |
| Statutory Rape | 0 | 0 | | 0.0 | 0 | 0 |
| Human Trafficking Offenses | 0 | 0 | | 0.0 | 0 | 0 |
| Violation of No Contact/Protect. | 1 | 1 | | 1.4 | 0 | 1 |
| Robbery | 0 | 0 | | 0.0 | 0 | 0 |
| Burglary | 2 | 4 | | 5.6 | 0 | 0 |
| Larceny-Theft Offenses | 16 | 4 | | 5.6 | 1 | 0 |
| Motor Vehicle Theft | 0 | 1 | | 1.4 | 0 | 0 |
| Arson | 0 | 0 | | 0.0 | 0 | 0 |
| Destruction of Property | 2 | 4 | | 5.6 | 0 | 0 |
| Counterfeiting/Forgery | 0 | 0 | | 0.0 | 0 | 0 |
| Fraud Offenses | 0 | 1 | | 1.4 | 0 | 0 |
| Embezzlement | 0 | 0 | | 0.0 | 0 | 0 |
| Extortion/Blackmail | 0 | 0 | | 0.0 | 0 | 0 |
| Bribery | 0 | 0 | | 0.0 | 0 | 0 |
| Stolen Property Offenses | 1 | 0 | | 0.0 | 0 | 0 |
| Animal Cruelty | 0 | 1 | | 1.4 | 1 | 0 |
| Drug/Narcotic Violations | 0 | 0 | | 0.0 | 0 | 0 |
| Drug Equipment Violations | 0 | 0 | | 0.0 | 0 | 0 |
| Gambling Offenses | 0 | 0 | | 0.0 | 0 | 0 |
| Pornography | 0 | 0 | | 0.0 | 0 | 0 |
| Prostitution Offenses | 0 | 0 | | 0.0 | 0 | 0 |
| Weapon Law Violations | 0 | 0 | | 0.0 | 0 | 0 |
| Grand Total | 31 | 21 | | 29.2 | 5 | 2 |

* Please see #10 in the NIBRS Individual Agency Page Table Legend.

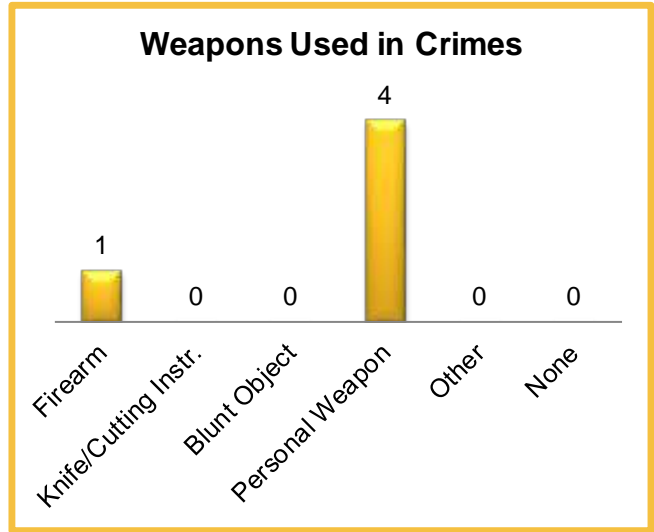
2024 Washington NIBRS Submission Agencies

Oakville PD

Continued

2024 Group B Arrests

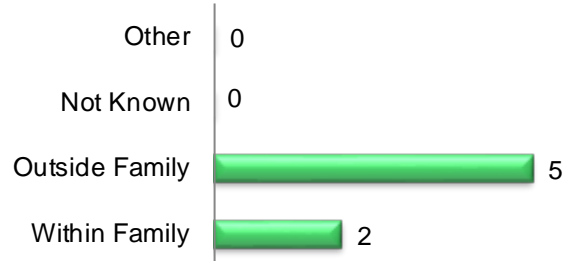
| Offense | Adult | Juvenile |
|-----------------------|----------|----------|
| Bad Checks | 0 | 0 |
| Curfew/Vagrancy | 0 | 0 |
| Disorderly Conduct | 0 | 0 |
| Drunkenness | 0 | 0 |
| DUI | 0 | 0 |
| Family Offenses | 0 | 0 |
| Liquor Law Violations | 0 | 0 |
| Peeping Tom | 0 | 0 |
| Trespass | 0 | 0 |
| All Other Offenses | 0 | 0 |
| Total | 0 | 0 |



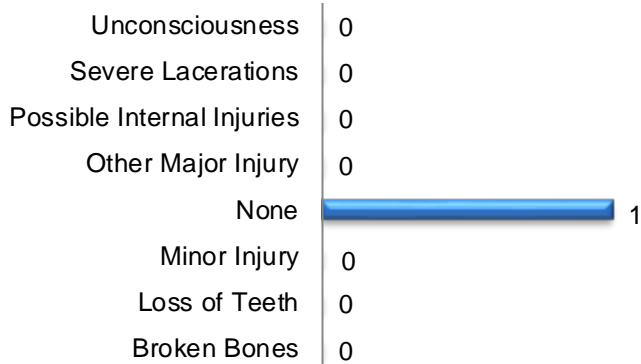
Drug Offenses by Type

No Drug Offenses by Type Reported

Relationship of Victim to Offender



Domestic Violence Injuries



2024 Property Values by Type

| Type | Value |
|----------------------|----------|
| Seized | \$0 |
| Burned | \$0 |
| Counterfeited/Forged | \$0 |
| Destroyed/Damaged | \$14,860 |
| Recovered | \$0 |
| Stolen | \$5,901 |

2024 Washington NIBRS Submission Agencies

Ocean Shores PD

Grays Harbor County

Population: 7,630
Months Reported: 11

Offense Overview

Offense Total 87
of Cleared Offense 9
Percent Cleared 10.3%

Group A Arrest Overview

Arrest Total 8
Adult Arrest Total 8
Juvenile Arrest Total 0

| Group A Offenses | Reported 2023 | Reported 2024 | % of Change* | Crime Rate per 1,000 | Total Arrests | DV Offense Totals |
|----------------------------------|---------------|---------------|--------------|----------------------|---------------|-------------------|
| Murder | 0 | 0 | | 0.0 | 0 | 0 |
| Manslaughter | 0 | 0 | | 0.0 | 0 | 0 |
| Rape | 0 | 2 | | 0.3 | 0 | 0 |
| Sodomy | 0 | 0 | | 0.0 | 0 | 0 |
| Sexual Assault w/Object | 0 | 0 | | 0.0 | 0 | 0 |
| Fondling | 5 | 2 | | 0.3 | 0 | 0 |
| Aggravated Assault | 2 | 5 | | 0.7 | 0 | 3 |
| Simple Assault | 35 | 32 | | 4.2 | 8 | 13 |
| Intimidation | 0 | 3 | | 0.4 | 0 | 0 |
| Kidnapping | 1 | 0 | | 0.0 | 0 | 0 |
| Incest | 0 | 0 | | 0.0 | 0 | 0 |
| Statutory Rape | 0 | 0 | | 0.0 | 0 | 0 |
| Human Trafficking Offenses | 0 | 0 | | 0.0 | 0 | 0 |
| Violation of No Contact/Protect. | 1 | 1 | | 0.1 | 0 | 1 |
| Robbery | 1 | 0 | | 0.0 | 0 | 0 |
| Burglary | 16 | 8 | | 1.0 | 0 | 0 |
| Larceny-Theft Offenses | 31 | 28 | | 3.7 | 0 | 0 |
| Motor Vehicle Theft | 8 | 4 | | 0.5 | 0 | 0 |
| Arson | 0 | 0 | | 0.0 | 0 | 0 |
| Destruction of Property | 5 | 1 | | 0.1 | 0 | 0 |
| Counterfeiting/Forgery | 0 | 0 | | 0.0 | 0 | 0 |
| Fraud Offenses | 0 | 0 | | 0.0 | 0 | 0 |
| Embezzlement | 0 | 0 | | 0.0 | 0 | 0 |
| Extortion/Blackmail | 0 | 0 | | 0.0 | 0 | 0 |
| Bribery | 0 | 0 | | 0.0 | 0 | 0 |
| Stolen Property Offenses | 0 | 0 | | 0.0 | 0 | 0 |
| Animal Cruelty | 0 | 0 | | 0.0 | 0 | 0 |
| Drug/Narcotic Violations | 0 | 1 | | 0.1 | 0 | 0 |
| Drug Equipment Violations | 0 | 0 | | 0.0 | 0 | 0 |
| Gambling Offenses | 0 | 0 | | 0.0 | 0 | 0 |
| Pornography | 0 | 0 | | 0.0 | 0 | 0 |
| Prostitution Offenses | 0 | 0 | | 0.0 | 0 | 0 |
| Weapon Law Violations | 1 | 0 | | 0.0 | 0 | 0 |
| Grand Total | 106 | 87 | | 11.4 | 8 | 17 |

* Please see #10 in the NIBRS Individual Agency Page Table Legend.

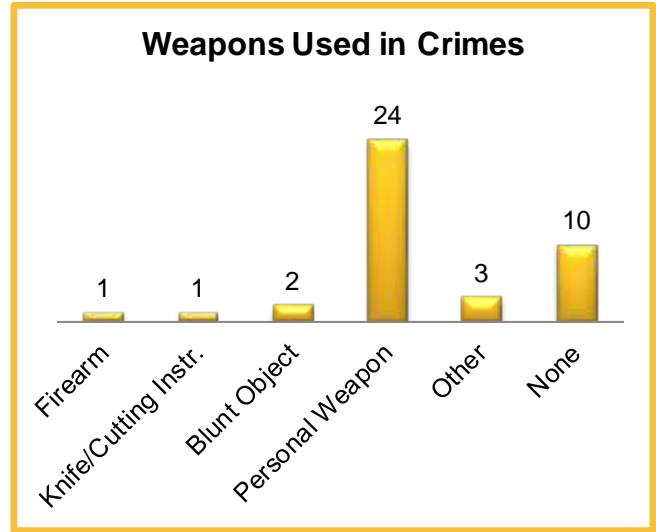
2024 Washington NIBRS Submission Agencies

Ocean Shores PD

Continued

2024 Group B Arrests

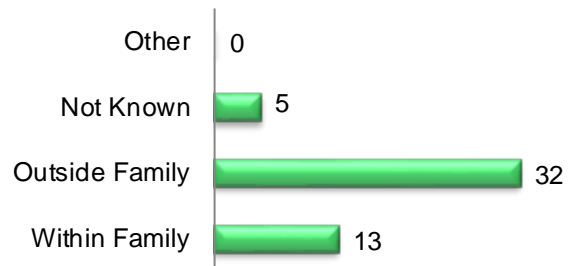
| Offense | Adult | Juvenile |
|-----------------------|-----------|----------|
| Bad Checks | 0 | 0 |
| Curfew/Vagrancy | 0 | 0 |
| Disorderly Conduct | 0 | 0 |
| Drunkenness | 0 | 0 |
| DUI | 4 | 0 |
| Family Offenses | 0 | 0 |
| Liquor Law Violations | 1 | 0 |
| Peeping Tom | 0 | 0 |
| Trespass | 1 | 0 |
| All Other Offenses | 30 | 0 |
| Total | 36 | 0 |



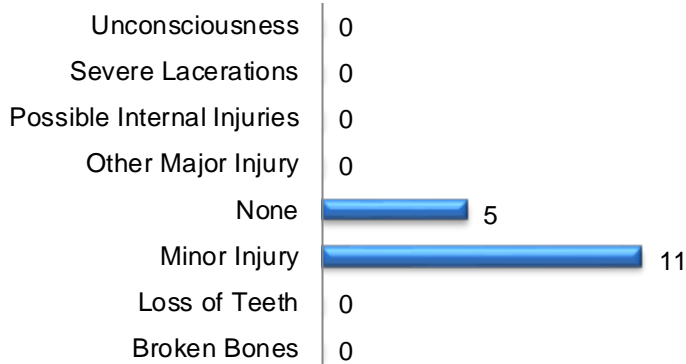
Drug Offenses by Type

No Drug Offenses by Type Reported

Relationship of Victim to Offender



Domestic Violence Injuries



2024 Property Values by Type

| Type | Value |
|----------------------|----------|
| Seized | \$0 |
| Burned | \$0 |
| Counterfeited/Forged | \$0 |
| Destroyed/Damaged | \$20 |
| Recovered | \$3,655 |
| Stolen | \$25,640 |

2024 Washington NIBRS Submission Agencies

Westport PD

Grays Harbor County

Population: 2,325
Months Reported: 11

Offense Overview

Offense Total 74
of Cleared Offense 17
Percent Cleared 23.0%

Group A Arrest Overview

Arrest Total 14
Adult Arrest Total 14
Juvenile Arrest Total 0

| Group A Offenses | Reported 2023 | Reported 2024 | % of Change* | Crime Rate per 1,000 | Total Arrests | DV Offense Totals |
|----------------------------------|---------------|---------------|--------------|----------------------|---------------|-------------------|
| Murder | 0 | 0 | | 0.0 | 0 | 0 |
| Manslaughter | 0 | 0 | | 0.0 | 0 | 0 |
| Rape | 1 | 0 | | 0.0 | 0 | 0 |
| Sodomy | 0 | 0 | | 0.0 | 0 | 0 |
| Sexual Assault w/Object | 0 | 0 | | 0.0 | 0 | 0 |
| Fondling | 4 | 4 | | 1.7 | 1 | 0 |
| Aggravated Assault | 0 | 1 | | 0.4 | 0 | 0 |
| Simple Assault | 21 | 14 | | 6.0 | 9 | 7 |
| Intimidation | 12 | 2 | | 0.9 | 0 | 0 |
| Kidnapping | 0 | 0 | | 0.0 | 0 | 0 |
| Incest | 0 | 0 | | 0.0 | 0 | 0 |
| Statutory Rape | 0 | 0 | | 0.0 | 0 | 0 |
| Human Trafficking Offenses | 0 | 0 | | 0.0 | 0 | 0 |
| Violation of No Contact/Protect. | 4 | 8 | | 3.4 | 2 | 2 |
| Robbery | 0 | 0 | | 0.0 | 0 | 0 |
| Burglary | 5 | 9 | | 3.9 | 0 | 0 |
| Larceny-Theft Offenses | 42 | 23 | | 9.9 | 1 | 0 |
| Motor Vehicle Theft | 1 | 2 | | 0.9 | 0 | 0 |
| Arson | 2 | 0 | | 0.0 | 0 | 0 |
| Destruction of Property | 14 | 5 | | 2.2 | 0 | 0 |
| Counterfeiting/Forgery | 0 | 0 | | 0.0 | 0 | 0 |
| Fraud Offenses | 14 | 2 | | 0.9 | 0 | 0 |
| Embezzlement | 0 | 1 | | 0.4 | 0 | 0 |
| Extortion/Blackmail | 0 | 1 | | 0.4 | 0 | 0 |
| Bribery | 0 | 0 | | 0.0 | 0 | 0 |
| Stolen Property Offenses | 0 | 0 | | 0.0 | 0 | 0 |
| Animal Cruelty | 1 | 0 | | 0.0 | 0 | 0 |
| Drug/Narcotic Violations | 1 | 1 | | 0.4 | 0 | 0 |
| Drug Equipment Violations | 0 | 0 | | 0.0 | 0 | 0 |
| Gambling Offenses | 0 | 0 | | 0.0 | 0 | 0 |
| Pornography | 0 | 0 | | 0.0 | 0 | 0 |
| Prostitution Offenses | 0 | 0 | | 0.0 | 0 | 0 |
| Weapon Law Violations | 1 | 1 | | 0.4 | 1 | 0 |
| Grand Total | 123 | 74 | | 31.8 | 14 | 9 |

* Please see #10 in the NIBRS Individual Agency Page Table Legend.

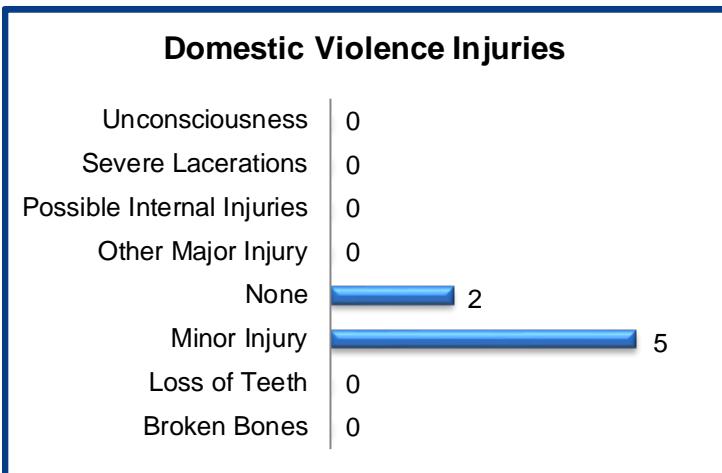
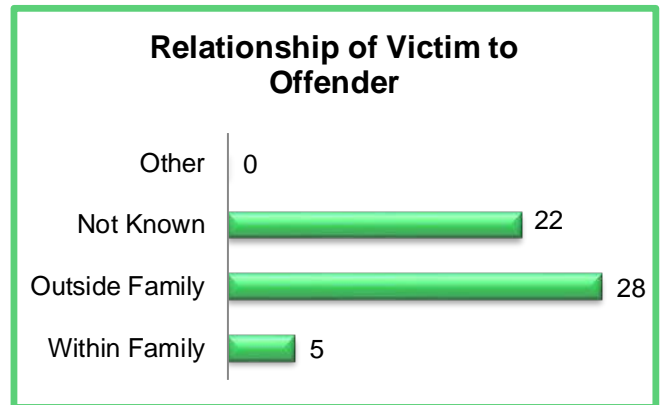
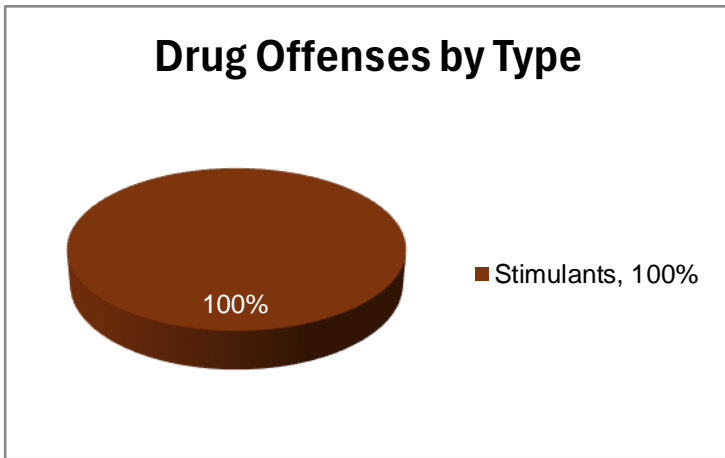
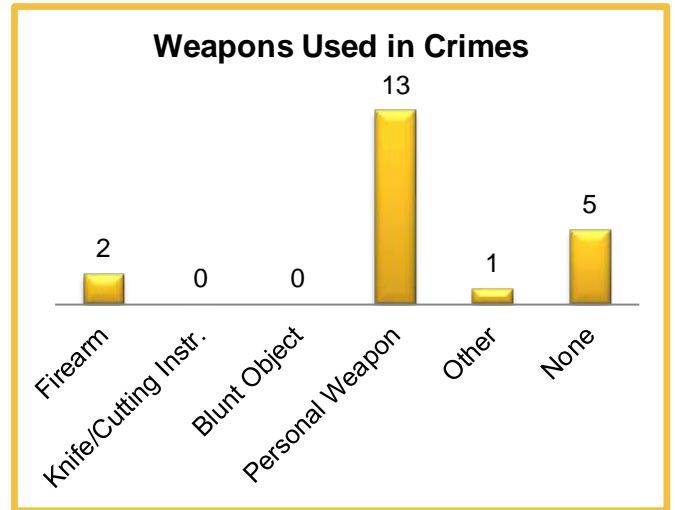
2024 Washington NIBRS Submission Agencies

Westport PD

Continued

2024 Group B Arrests

| Offense | Adult | Juvenile |
|-----------------------|-----------|----------|
| Bad Checks | 0 | 0 |
| Curfew/Vagrancy | 0 | 0 |
| Disorderly Conduct | 0 | 0 |
| Drunkenness | 0 | 0 |
| DUI | 4 | 0 |
| Family Offenses | 0 | 0 |
| Liquor Law Violations | 3 | 0 |
| Peeping Tom | 0 | 0 |
| Trespass | 1 | 0 |
| All Other Offenses | 7 | 0 |
| Total | 15 | 0 |



2024 Property Values by Type

| Type | Value |
|----------------------|-----------|
| Seized | \$0 |
| Burned | \$0 |
| Counterfeited/Forged | \$0 |
| Destroyed/Damaged | \$4,180 |
| Recovered | \$2,681 |
| Stolen | \$190,536 |

2024 Washington NIBRS Submission Agencies

Island SO

Island County

Population: 62,560
Months Reported: 12

Offense Overview

Offense Total 1,185
of Cleared Offense 267
Percent Cleared 22.5%

Group A Arrest Overview

Arrest Total 199
Adult Arrest Total 188
Juvenile Arrest Total 11

| Group A Offenses | Reported 2023 | Reported 2024 | % of Change | Crime Rate per 1,000 | Total Arrests | DV Offense Totals |
|----------------------------------|---------------|---------------|--------------|----------------------|---------------|-------------------|
| Murder | 1 | 1 | 0.0% | 0.0 | 1 | 0 |
| Manslaughter | 0 | 0 | | 0.0 | 0 | 0 |
| Rape | 7 | 8 | 14.3% | 0.1 | 0 | 4 |
| Sodomy | 1 | 1 | 0.0% | 0.0 | 0 | 1 |
| Sexual Assault w/Object | 0 | 0 | | 0.0 | 0 | 0 |
| Fondling | 3 | 7 | 133.3% | 0.1 | 2 | 1 |
| Aggravated Assault | 41 | 41 | 0.0% | 0.7 | 30 | 17 |
| Simple Assault | 178 | 174 | -2.2% | 2.8 | 70 | 108 |
| Intimidation | 69 | 61 | -11.6% | 1.0 | 1 | 9 |
| Kidnapping | 2 | 3 | 50.0% | 0.0 | 2 | 1 |
| Incest | 0 | 0 | | 0.0 | 0 | 0 |
| Statutory Rape | 1 | 0 | -100.0% | 0.0 | 0 | 0 |
| Human Trafficking Offenses | 0 | 0 | | 0.0 | 0 | 0 |
| Violation of No Contact/Protect. | 100 | 102 | 2.0% | 1.6 | 35 | 79 |
| Robbery | 1 | 6 | 500.0% | 0.1 | 4 | 0 |
| Burglary | 111 | 103 | -7.2% | 1.6 | 15 | 3 |
| Larceny-Theft Offenses | 316 | 235 | -25.6% | 3.8 | 12 | 5 |
| Motor Vehicle Theft | 52 | 47 | -9.6% | 0.8 | 9 | 5 |
| Arson | 7 | 3 | -57.1% | 0.0 | 2 | 1 |
| Destruction of Property | 195 | 164 | -15.9% | 2.6 | 7 | 12 |
| Counterfeiting/Forgery | 10 | 11 | 10.0% | 0.2 | 0 | 0 |
| Fraud Offenses | 120 | 157 | 30.8% | 2.5 | 0 | 3 |
| Embezzlement | 0 | 0 | | 0.0 | 0 | 0 |
| Extortion/Blackmail | 2 | 3 | 50.0% | 0.0 | 0 | 0 |
| Bribery | 0 | 0 | | 0.0 | 0 | 0 |
| Stolen Property Offenses | 6 | 9 | 50.0% | 0.1 | 3 | 1 |
| Animal Cruelty | 4 | 3 | -25.0% | 0.0 | 0 | 0 |
| Drug/Narcotic Violations | 4 | 14 | 250.0% | 0.2 | 4 | 0 |
| Drug Equipment Violations | 0 | 4 | | 0.1 | 0 | 0 |
| Gambling Offenses | 0 | 0 | | 0.0 | 0 | 0 |
| Pornography | 3 | 3 | 0.0% | 0.0 | 0 | 0 |
| Prostitution Offenses | 0 | 0 | | 0.0 | 0 | 0 |
| Weapon Law Violations | 13 | 25 | 92.3% | 0.4 | 2 | 0 |
| Grand Total | 1,247 | 1,185 | -5.0% | 18.9 | 199 | 250 |

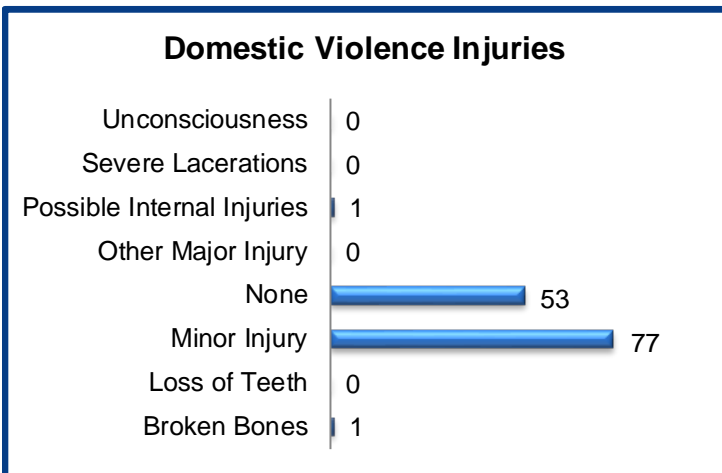
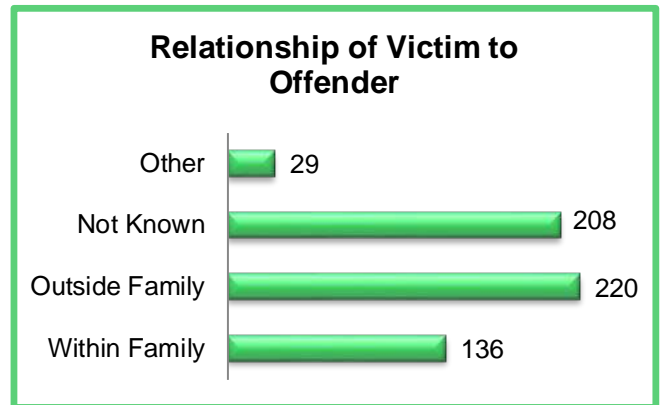
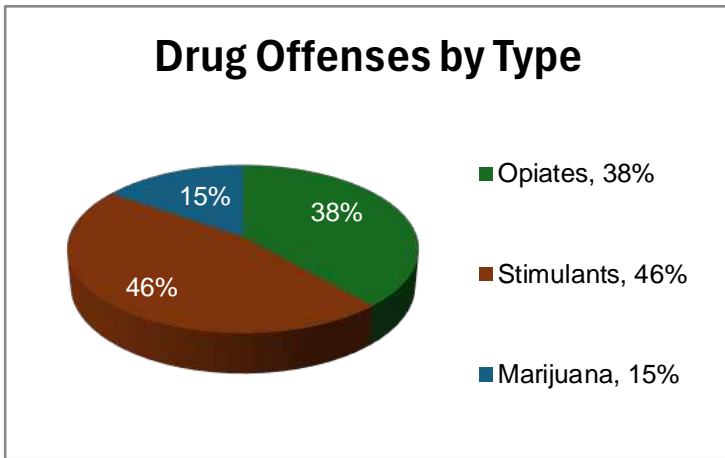
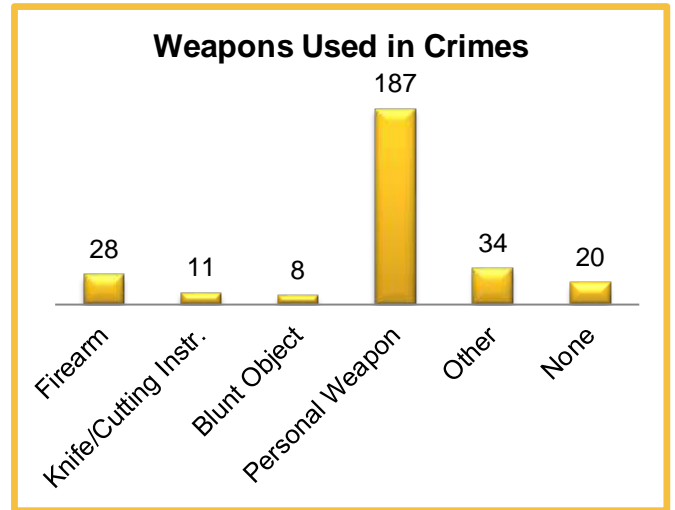
2024 Washington NIBRS Submission Agencies

Island SO

Continued

2024 Group B Arrests

| Offense | Adult | Juvenile |
|-----------------------|------------|----------|
| Bad Checks | 0 | 0 |
| Curfew/Vagrancy | 0 | 0 |
| Disorderly Conduct | 5 | 0 |
| Drunkenness | 0 | 0 |
| DUI | 97 | 0 |
| Family Offenses | 0 | 0 |
| Liquor Law Violations | 0 | 0 |
| Peeping Tom | 0 | 0 |
| Trespass | 12 | 0 |
| All Other Offenses | 116 | 1 |
| Total | 230 | 1 |



2024 Property Values by Type

| Type | Value |
|----------------------|-------------|
| Seized | \$12,344 |
| Burned | \$1,000 |
| Counterfeited/Forged | \$1,178 |
| Destroyed/Damaged | \$184,783 |
| Recovered | \$23,403 |
| Stolen | \$1,403,988 |

2024 Washington NIBRS Submission Agencies

Langley PD

Island County

Population: 1,190
Months Reported: 12

Offense Overview

Offense Total 29
of Cleared Offense 2
Percent Cleared 6.9%

Group A Arrest Overview

Arrest Total 1
Adult Arrest Total 1
Juvenile Arrest Total 0

| Group A Offenses | Reported 2023 | Reported 2024 | % of Change | Crime Rate per 1,000 | Total Arrests | DV Offense Totals |
|----------------------------------|---------------|---------------|---------------|----------------------|---------------|-------------------|
| Murder | 0 | 0 | | 0.0 | 0 | 0 |
| Manslaughter | 0 | 0 | | 0.0 | 0 | 0 |
| Rape | 1 | 0 | -100.0% | 0.0 | 0 | 0 |
| Sodomy | 0 | 0 | | 0.0 | 0 | 0 |
| Sexual Assault w/Object | 0 | 0 | | 0.0 | 0 | 0 |
| Fondling | 0 | 0 | | 0.0 | 0 | 0 |
| Aggravated Assault | 1 | 0 | -100.0% | 0.0 | 0 | 0 |
| Simple Assault | 5 | 4 | -20.0% | 3.4 | 0 | 0 |
| Intimidation | 0 | 0 | | 0.0 | 0 | 0 |
| Kidnapping | 0 | 0 | | 0.0 | 0 | 0 |
| Incest | 0 | 0 | | 0.0 | 0 | 0 |
| Statutory Rape | 0 | 0 | | 0.0 | 0 | 0 |
| Human Trafficking Offenses | 0 | 0 | | 0.0 | 0 | 0 |
| Violation of No Contact/Protect. | 4 | 3 | -25.0% | 2.5 | 0 | 1 |
| Robbery | 0 | 0 | | 0.0 | 0 | 0 |
| Burglary | 1 | 3 | 200.0% | 2.5 | 1 | 0 |
| Larceny-Theft Offenses | 6 | 2 | -66.7% | 1.7 | 0 | 0 |
| Motor Vehicle Theft | 1 | 0 | -100.0% | 0.0 | 0 | 0 |
| Arson | 1 | 0 | -100.0% | 0.0 | 0 | 0 |
| Destruction of Property | 27 | 10 | -63.0% | 8.4 | 0 | 0 |
| Counterfeiting/Forgery | 1 | 0 | -100.0% | 0.0 | 0 | 0 |
| Fraud Offenses | 2 | 2 | 0.0% | 1.7 | 0 | 0 |
| Embezzlement | 0 | 0 | | 0.0 | 0 | 0 |
| Extortion/Blackmail | 1 | 1 | 0.0% | 0.8 | 0 | 0 |
| Bribery | 0 | 0 | | 0.0 | 0 | 0 |
| Stolen Property Offenses | 1 | 4 | 300.0% | 3.4 | 0 | 0 |
| Animal Cruelty | 0 | 0 | | 0.0 | 0 | 0 |
| Drug/Narcotic Violations | 0 | 0 | | 0.0 | 0 | 0 |
| Drug Equipment Violations | 0 | 0 | | 0.0 | 0 | 0 |
| Gambling Offenses | 0 | 0 | | 0.0 | 0 | 0 |
| Pornography | 0 | 0 | | 0.0 | 0 | 0 |
| Prostitution Offenses | 0 | 0 | | 0.0 | 0 | 0 |
| Weapon Law Violations | 0 | 0 | | 0.0 | 0 | 0 |
| Grand Total | 52 | 29 | -44.2% | 24.4 | 1 | 1 |

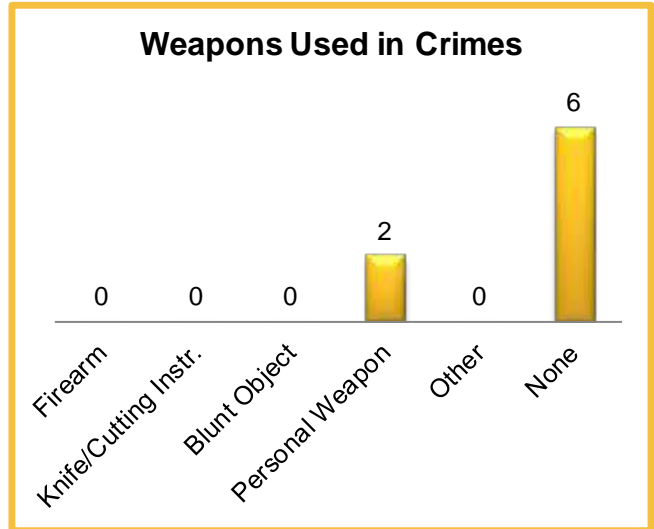
2024 Washington NIBRS Submission Agencies

Langley PD

Continued

2024 Group B Arrests

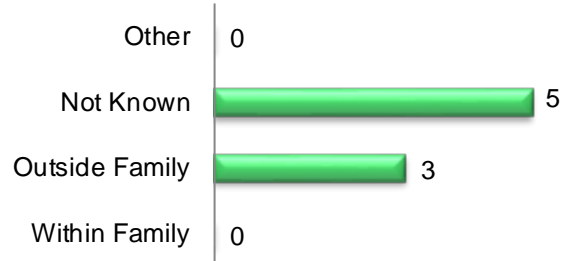
| Offense | Adult | Juvenile |
|-----------------------|-----------|----------|
| Bad Checks | 0 | 0 |
| Curfew/Vagrancy | 0 | 0 |
| Disorderly Conduct | 0 | 0 |
| Drunkenness | 0 | 0 |
| DUI | 0 | 0 |
| Family Offenses | 0 | 0 |
| Liquor Law Violations | 0 | 0 |
| Peeping Tom | 0 | 0 |
| Trespass | 15 | 0 |
| All Other Offenses | 1 | 0 |
| Total | 16 | 0 |



Drug Offenses by Type

No Drug Offenses by Type Reported

Relationship of Victim to Offender



Domestic Violence Injuries

No Domestic Violence Injuries Reported

2024 Property Values by Type

| Type | Value |
|----------------------|---------|
| Seized | \$0 |
| Burned | \$0 |
| Counterfeited/Forged | \$0 |
| Destroyed/Damaged | \$3,850 |
| Recovered | \$0 |
| Stolen | \$0 |

2024 Washington NIBRS Submission Agencies

Oak Harbor PD

Island County

Population: 24,900
Months Reported: 12

Offense Overview

Offense Total 616
of Cleared Offense 309
Percent Cleared 50.2%

Group A Arrest Overview

Arrest Total 263
Adult Arrest Total 220
Juvenile Arrest Total 43

| Group A Offenses | Reported 2023 | Reported 2024 | % of Change | Crime Rate per 1,000 | Total Arrests | DV Offense Totals |
|----------------------------------|---------------|---------------|--------------|----------------------|---------------|-------------------|
| Murder | 0 | 1 | | 0.0 | 1 | 0 |
| Manslaughter | 0 | 0 | | 0.0 | 0 | 0 |
| Rape | 3 | 8 | 166.7% | 0.3 | 1 | 0 |
| Sodomy | 0 | 0 | | 0.0 | 0 | 0 |
| Sexual Assault w/Object | 0 | 0 | | 0.0 | 0 | 0 |
| Fondling | 0 | 0 | | 0.0 | 0 | 0 |
| Aggravated Assault | 13 | 18 | 38.5% | 0.7 | 24 | 10 |
| Simple Assault | 141 | 148 | 5.0% | 5.9 | 107 | 92 |
| Intimidation | 22 | 30 | 36.4% | 1.2 | 3 | 1 |
| Kidnapping | 0 | 4 | | 0.2 | 3 | 3 |
| Incest | 0 | 0 | | 0.0 | 0 | 0 |
| Statutory Rape | 0 | 0 | | 0.0 | 0 | 0 |
| Human Trafficking Offenses | 0 | 0 | | 0.0 | 0 | 0 |
| Violation of No Contact/Protect. | 46 | 39 | -15.2% | 1.6 | 23 | 31 |
| Robbery | 0 | 1 | | 0.0 | 2 | 1 |
| Burglary | 38 | 29 | -23.7% | 1.2 | 9 | 4 |
| Larceny-Theft Offenses | 165 | 150 | -9.1% | 6.0 | 36 | 0 |
| Motor Vehicle Theft | 40 | 33 | -17.5% | 1.3 | 9 | 1 |
| Arson | 1 | 0 | -100.0% | 0.0 | 0 | 0 |
| Destruction of Property | 129 | 102 | -20.9% | 4.1 | 17 | 2 |
| Counterfeiting/Forgery | 2 | 1 | -50.0% | 0.0 | 1 | 0 |
| Fraud Offenses | 9 | 7 | -22.2% | 0.3 | 1 | 0 |
| Embezzlement | 0 | 0 | | 0.0 | 0 | 0 |
| Extortion/Blackmail | 0 | 0 | | 0.0 | 0 | 0 |
| Bribery | 0 | 0 | | 0.0 | 0 | 0 |
| Stolen Property Offenses | 2 | 3 | 50.0% | 0.1 | 0 | 0 |
| Animal Cruelty | 0 | 0 | | 0.0 | 0 | 0 |
| Drug/Narcotic Violations | 13 | 26 | 100.0% | 1.0 | 19 | 0 |
| Drug Equipment Violations | 1 | 0 | -100.0% | 0.0 | 0 | 0 |
| Gambling Offenses | 0 | 0 | | 0.0 | 0 | 0 |
| Pornography | 0 | 0 | | 0.0 | 0 | 0 |
| Prostitution Offenses | 0 | 0 | | 0.0 | 0 | 0 |
| Weapon Law Violations | 16 | 16 | 0.0% | 0.6 | 7 | 0 |
| Grand Total | 641 | 616 | -3.9% | 24.7 | 263 | 145 |

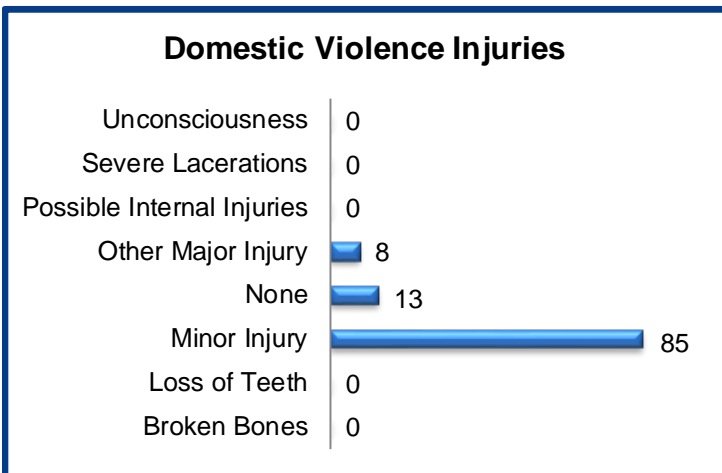
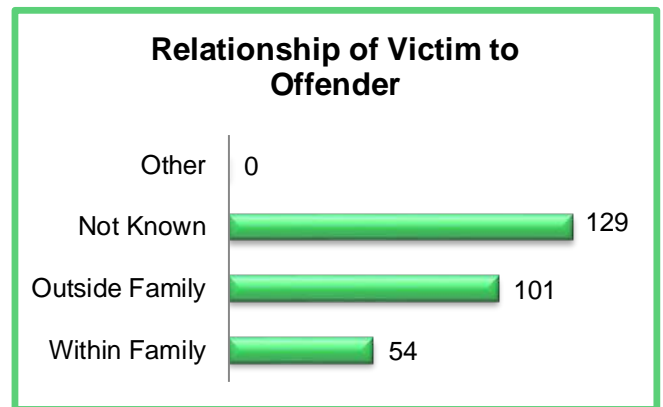
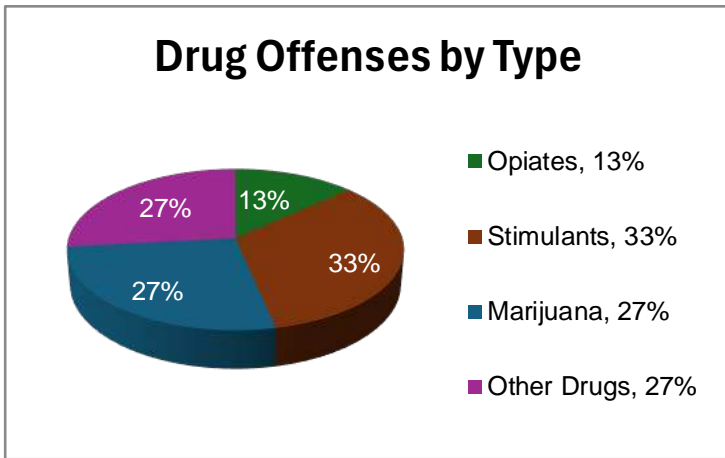
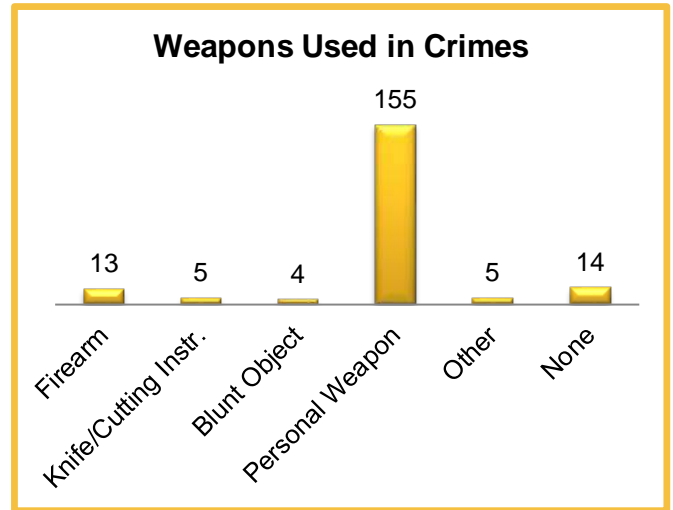
2024 Washington NIBRS Submission Agencies

Oak Harbor PD

Continued

2024 Group B Arrests

| Offense | Adult | Juvenile |
|-----------------------|------------|----------|
| Bad Checks | 0 | 0 |
| Curfew/Vagrancy | 0 | 0 |
| Disorderly Conduct | 9 | 0 |
| Drunkenness | 0 | 0 |
| DUI | 41 | 0 |
| Family Offenses | 0 | 0 |
| Liquor Law Violations | 1 | 4 |
| Peeping Tom | 0 | 0 |
| Trespass | 65 | 0 |
| All Other Offenses | 202 | 4 |
| Total | 318 | 8 |



2024 Property Values by Type

| Type | Value |
|----------------------|-----------|
| Seized | \$0 |
| Burned | \$0 |
| Counterfeited/Forged | \$0 |
| Destroyed/Damaged | \$50,299 |
| Recovered | \$5,315 |
| Stolen | \$155,582 |

2024 Washington NIBRS Submission Agencies

Jefferson SO

Jefferson County

Population: 23,170
Months Reported: 12

Offense Overview

Offense Total 537
of Cleared Offense 170
Percent Cleared 31.7%

Group A Arrest Overview

Arrest Total 125
Adult Arrest Total 119
Juvenile Arrest Total 6

| Group A Offenses | Reported 2023 | Reported 2024 | % of Change | Crime Rate per 1,000 | Total Arrests | DV Offense Totals |
|----------------------------------|---------------|---------------|--------------|----------------------|---------------|-------------------|
| Murder | 0 | 0 | | 0.0 | 0 | 0 |
| Manslaughter | 0 | 0 | | 0.0 | 0 | 0 |
| Rape | 1 | 4 | 300.0% | 0.2 | 0 | 3 |
| Sodomy | 0 | 0 | | 0.0 | 0 | 0 |
| Sexual Assault w/Object | 0 | 2 | | 0.1 | 0 | 2 |
| Fondling | 3 | 2 | -33.3% | 0.1 | 0 | 1 |
| Aggravated Assault | 29 | 16 | -44.8% | 0.7 | 4 | 5 |
| Simple Assault | 66 | 73 | 10.6% | 3.2 | 32 | 45 |
| Intimidation | 21 | 20 | -4.8% | 0.9 | 7 | 6 |
| Kidnapping | 3 | 2 | -33.3% | 0.1 | 0 | 2 |
| Incest | 1 | 0 | -100.0% | 0.0 | 0 | 0 |
| Statutory Rape | 1 | 0 | -100.0% | 0.0 | 0 | 0 |
| Human Trafficking Offenses | 0 | 0 | | 0.0 | 0 | 0 |
| Violation of No Contact/Protect. | 51 | 62 | 21.6% | 2.7 | 13 | 35 |
| Robbery | 0 | 1 | | 0.0 | 1 | 0 |
| Burglary | 103 | 48 | -53.4% | 2.1 | 10 | 5 |
| Larceny-Theft Offenses | 121 | 132 | 9.1% | 5.7 | 7 | 6 |
| Motor Vehicle Theft | 26 | 17 | -34.6% | 0.7 | 4 | 2 |
| Arson | 2 | 1 | -50.0% | 0.0 | 0 | 0 |
| Destruction of Property | 93 | 63 | -32.3% | 2.7 | 3 | 10 |
| Counterfeiting/Forgery | 13 | 9 | -30.8% | 0.4 | 0 | 0 |
| Fraud Offenses | 11 | 12 | 9.1% | 0.5 | 1 | 0 |
| Embezzlement | 1 | 1 | 0.0% | 0.0 | 0 | 0 |
| Extortion/Blackmail | 0 | 1 | | 0.0 | 0 | 0 |
| Bribery | 0 | 0 | | 0.0 | 0 | 0 |
| Stolen Property Offenses | 19 | 11 | -42.1% | 0.5 | 5 | 1 |
| Animal Cruelty | 3 | 0 | -100.0% | 0.0 | 0 | 0 |
| Drug/Narcotic Violations | 13 | 38 | 192.3% | 1.6 | 27 | 0 |
| Drug Equipment Violations | 0 | 0 | | 0.0 | 0 | 0 |
| Gambling Offenses | 0 | 0 | | 0.0 | 0 | 0 |
| Pornography | 0 | 2 | | 0.1 | 0 | 0 |
| Prostitution Offenses | 0 | 0 | | 0.0 | 0 | 0 |
| Weapon Law Violations | 8 | 20 | 150.0% | 0.9 | 11 | 0 |
| Grand Total | 589 | 537 | -8.8% | 23.2 | 125 | 123 |

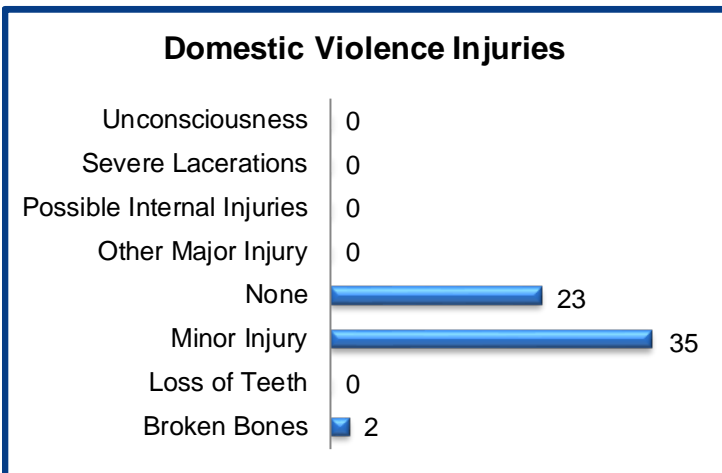
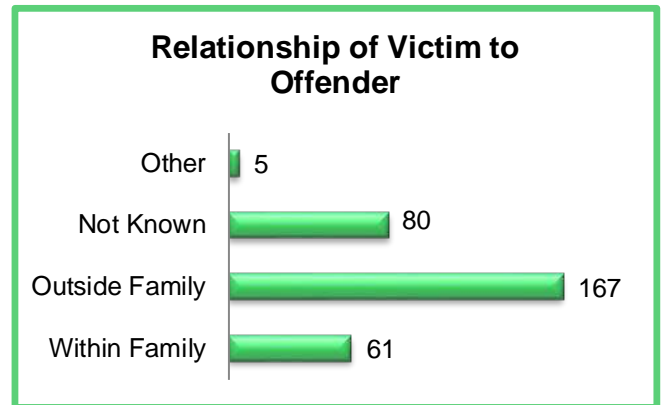
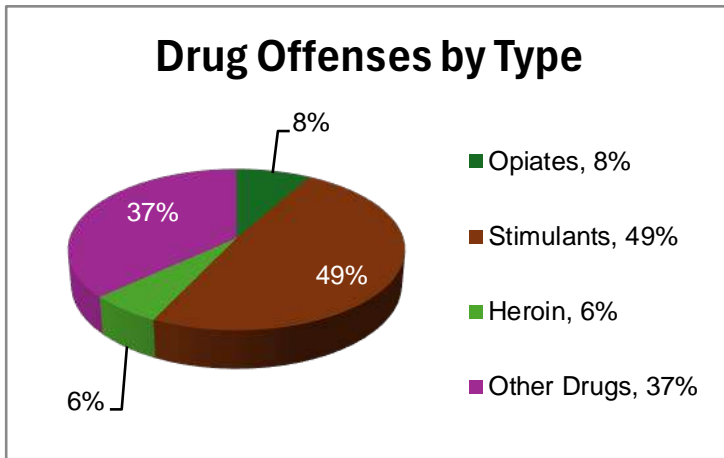
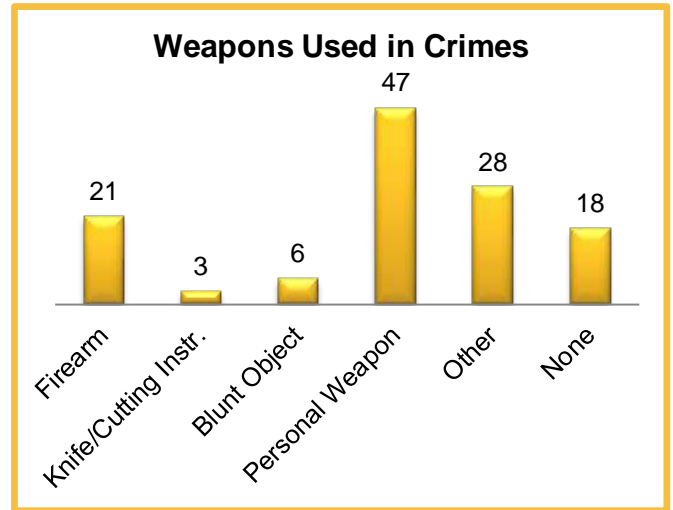
2024 Washington NIBRS Submission Agencies

Jefferson SO

Continued

2024 Group B Arrests

| Offense | Adult | Juvenile |
|-----------------------|-----------|----------|
| Bad Checks | 0 | 0 |
| Curfew/Vagrancy | 0 | 0 |
| Disorderly Conduct | 3 | 0 |
| Drunkenness | 0 | 0 |
| DUI | 56 | 2 |
| Family Offenses | 0 | 0 |
| Liquor Law Violations | 0 | 0 |
| Peeping Tom | 0 | 0 |
| Trespass | 4 | 0 |
| All Other Offenses | 8 | 0 |
| Total | 71 | 2 |



2024 Property Values by Type

| Type | Value |
|----------------------|-------------|
| Seized | \$0 |
| Burned | \$30 |
| Counterfeited/Forged | \$2,250 |
| Destroyed/Damaged | \$605,161 |
| Recovered | \$217,608 |
| Stolen | \$7,782,152 |

2024 Washington NIBRS Submission Agencies

Port Townsend PD

Jefferson County

Population: 10,530
Months Reported: 12

Offense Overview

Offense Total 466
of Cleared Offense 182
Percent Cleared 39.1%

Group A Arrest Overview

Arrest Total 134
Adult Arrest Total 125
Juvenile Arrest Total 9

| Group A Offenses | Reported 2023 | Reported 2024 | % of Change | Crime Rate per 1,000 | Total Arrests | DV Offense Totals |
|----------------------------------|---------------|---------------|-------------|----------------------|---------------|-------------------|
| Murder | 0 | 0 | | 0.0 | 0 | 0 |
| Manslaughter | 0 | 0 | | 0.0 | 0 | 0 |
| Rape | 1 | 4 | 300.0% | 0.4 | 0 | 1 |
| Sodomy | 0 | 0 | | 0.0 | 0 | 0 |
| Sexual Assault w/Object | 0 | 1 | | 0.1 | 0 | 0 |
| Fondling | 0 | 0 | | 0.0 | 0 | 0 |
| Aggravated Assault | 17 | 44 | 158.8% | 4.2 | 14 | 16 |
| Simple Assault | 69 | 50 | -27.5% | 4.7 | 20 | 22 |
| Intimidation | 39 | 22 | -43.6% | 2.1 | 8 | 3 |
| Kidnapping | 3 | 2 | -33.3% | 0.2 | 2 | 2 |
| Incest | 0 | 0 | | 0.0 | 0 | 0 |
| Statutory Rape | 1 | 0 | -100.0% | 0.0 | 0 | 0 |
| Human Trafficking Offenses | 0 | 0 | | 0.0 | 0 | 0 |
| Violation of No Contact/Protect. | 42 | 46 | 9.5% | 4.4 | 14 | 19 |
| Robbery | 1 | 3 | 200.0% | 0.3 | 1 | 0 |
| Burglary | 22 | 20 | -9.1% | 1.9 | 12 | 4 |
| Larceny-Theft Offenses | 134 | 130 | -3.0% | 12.3 | 31 | 0 |
| Motor Vehicle Theft | 5 | 7 | 40.0% | 0.7 | 2 | 0 |
| Arson | 3 | 0 | -100.0% | 0.0 | 0 | 0 |
| Destruction of Property | 70 | 85 | 21.4% | 8.1 | 12 | 9 |
| Counterfeiting/Forgery | 7 | 10 | 42.9% | 0.9 | 3 | 1 |
| Fraud Offenses | 10 | 12 | 20.0% | 1.1 | 0 | 1 |
| Embezzlement | 0 | 0 | | 0.0 | 0 | 0 |
| Extortion/Blackmail | 0 | 0 | | 0.0 | 0 | 0 |
| Bribery | 0 | 0 | | 0.0 | 0 | 0 |
| Stolen Property Offenses | 1 | 3 | 200.0% | 0.3 | 2 | 0 |
| Animal Cruelty | 0 | 1 | | 0.1 | 1 | 0 |
| Drug/Narcotic Violations | 5 | 15 | 200.0% | 1.4 | 10 | 0 |
| Drug Equipment Violations | 5 | 2 | -60.0% | 0.2 | 2 | 0 |
| Gambling Offenses | 0 | 0 | | 0.0 | 0 | 0 |
| Pornography | 1 | 1 | 0.0% | 0.1 | 0 | 0 |
| Prostitution Offenses | 0 | 0 | | 0.0 | 0 | 0 |
| Weapon Law Violations | 7 | 8 | 14.3% | 0.8 | 0 | 0 |
| Grand Total | 443 | 466 | 5.2% | 44.3 | 134 | 78 |

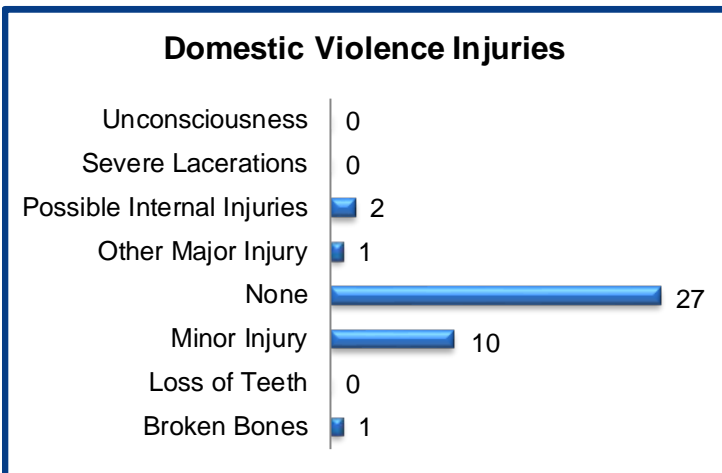
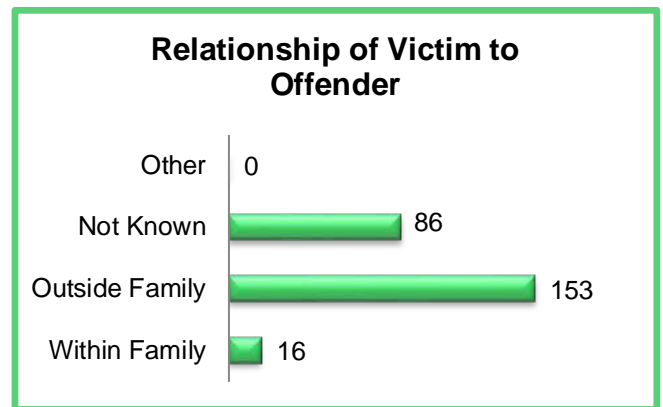
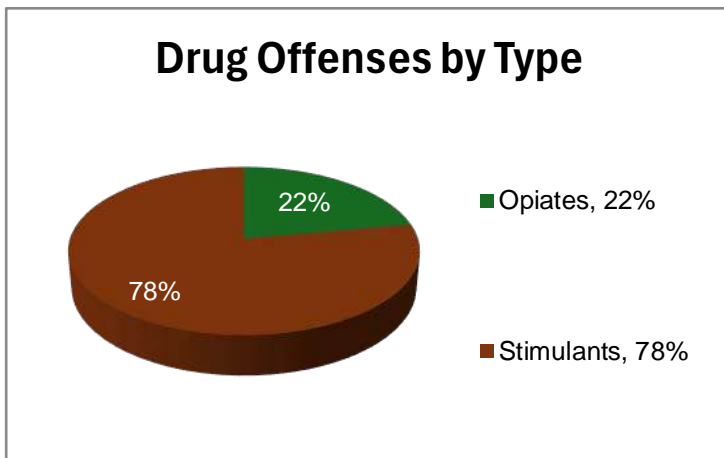
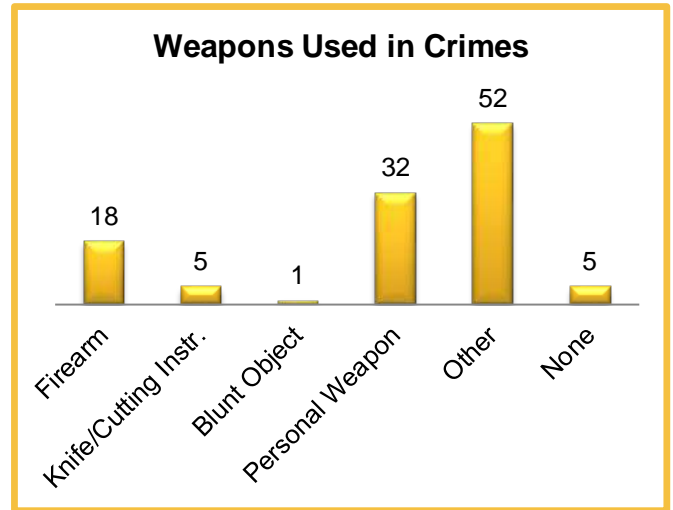
2024 Washington NIBRS Submission Agencies

Port Townsend PD

Continued

2024 Group B Arrests

| Offense | Adult | Juvenile |
|-----------------------|-----------|----------|
| Bad Checks | 0 | 0 |
| Curfew/Vagrancy | 0 | 0 |
| Disorderly Conduct | 2 | 0 |
| Drunkenness | 0 | 0 |
| DUI | 9 | 0 |
| Family Offenses | 0 | 0 |
| Liquor Law Violations | 0 | 0 |
| Peeping Tom | 0 | 0 |
| Trespass | 21 | 1 |
| All Other Offenses | 11 | 0 |
| Total | 43 | 1 |



2024 Property Values by Type

| Type | Value |
|----------------------|-----------|
| Seized | \$0 |
| Burned | \$0 |
| Counterfeited/Forged | \$111,974 |
| Destroyed/Damaged | \$67,272 |
| Recovered | \$32,187 |
| Stolen | \$486,105 |

2024 Washington NIBRS Submission Agencies

King SO

King County

Population: 249,575
Months Reported: 12

Offense Overview

Offense Total 7,822
of Cleared Offense 1,968
Percent Cleared 25.2%

Group A Arrest Overview

Arrest Total 1,568
Adult Arrest Total 1,453
Juvenile Arrest Total 115

| Group A Offenses | Reported 2023 | Reported 2024 | % of Change | Crime Rate per 1,000 | Total Arrests | DV Offense Totals |
|----------------------------------|---------------|---------------|--------------|----------------------|---------------|-------------------|
| Murder | 17 | 16 | -5.9% | 0.1 | 7 | 6 |
| Manslaughter | 1 | 1 | 0.0% | 0.0 | 1 | 0 |
| Rape | 75 | 79 | 5.3% | 0.3 | 10 | 25 |
| Sodomy | 0 | 2 | | 0.0 | 0 | 2 |
| Sexual Assault w/Object | 0 | 0 | | 0.0 | 0 | 0 |
| Fondling | 46 | 31 | -32.6% | 0.1 | 10 | 6 |
| Aggravated Assault | 448 | 306 | -31.7% | 1.2 | 157 | 126 |
| Simple Assault | 883 | 1,118 | 26.6% | 4.5 | 532 | 500 |
| Intimidation | 383 | 291 | -24.0% | 1.2 | 67 | 76 |
| Kidnapping | 22 | 20 | -9.1% | 0.1 | 8 | 15 |
| Incest | 0 | 0 | | 0.0 | 0 | 0 |
| Statutory Rape | 4 | 1 | -75.0% | 0.0 | 0 | 0 |
| Human Trafficking Offenses | 12 | 1 | -91.7% | 0.0 | 0 | 1 |
| Violation of No Contact/Protect. | 374 | 418 | 11.8% | 1.7 | 314 | 325 |
| Robbery | 168 | 142 | -15.5% | 0.6 | 30 | 5 |
| Burglary | 722 | 591 | -18.1% | 2.4 | 60 | 28 |
| Larceny-Theft Offenses | 1,988 | 1,900 | -4.4% | 7.6 | 60 | 12 |
| Motor Vehicle Theft | 1,402 | 1,009 | -28.0% | 4.0 | 12 | 1 |
| Arson | 100 | 46 | -54.0% | 0.2 | 2 | 1 |
| Destruction of Property | 1,006 | 865 | -14.0% | 3.5 | 55 | 51 |
| Counterfeiting/Forgery | 22 | 18 | -18.2% | 0.1 | 1 | 1 |
| Fraud Offenses | 488 | 398 | -18.4% | 1.6 | 6 | 4 |
| Embezzlement | 1 | 1 | 0.0% | 0.0 | 0 | 0 |
| Extortion/Blackmail | 17 | 17 | 0.0% | 0.1 | 0 | 0 |
| Bribery | 0 | 0 | | 0.0 | 0 | 0 |
| Stolen Property Offenses | 90 | 85 | -5.6% | 0.3 | 75 | 0 |
| Animal Cruelty | 7 | 8 | 14.3% | 0.0 | 2 | 0 |
| Drug/Narcotic Violations | 74 | 189 | 155.4% | 0.8 | 94 | 0 |
| Drug Equipment Violations | 4 | 31 | 675.0% | 0.1 | 3 | 0 |
| Gambling Offenses | 0 | 0 | | 0.0 | 0 | 0 |
| Pornography | 45 | 87 | 93.3% | 0.3 | 27 | 0 |
| Prostitution Offenses | 21 | 2 | -90.5% | 0.0 | 1 | 0 |
| Weapon Law Violations | 142 | 149 | 4.9% | 0.6 | 34 | 0 |
| Grand Total | 8,562 | 7,822 | -8.6% | 31.3 | 1,568 | 1,185 |

POST-PRODUCTION NOTE: Data updates have been reported after the submission due date for compilation of this snapshot report. For the most recent crime statistics from King County Sheriff's Office and its contract agencies, please contact them directly. Corrections and updates to the state-level crime statistics database are the responsibility of the reporting agencies and the updates will be included in future reports and publications.

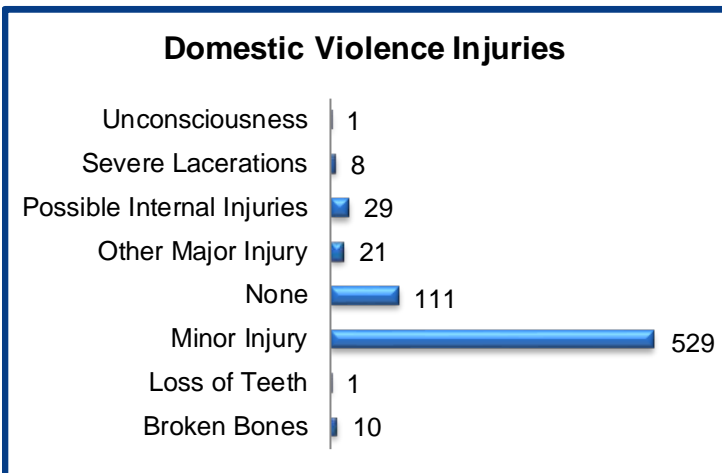
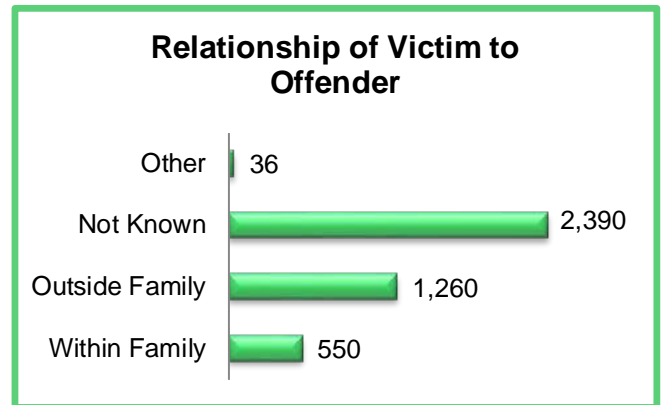
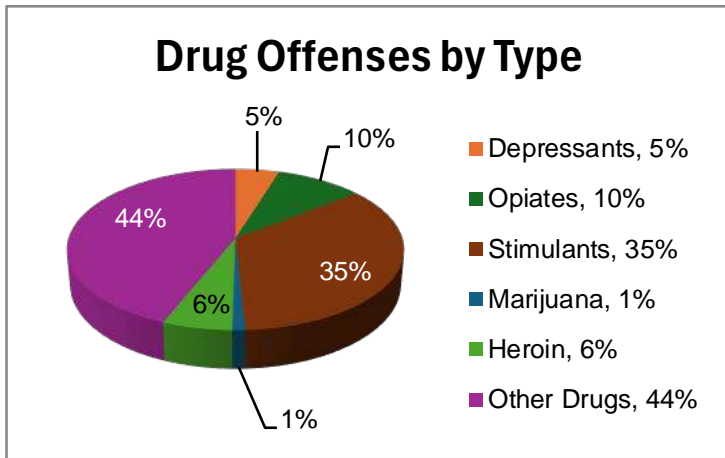
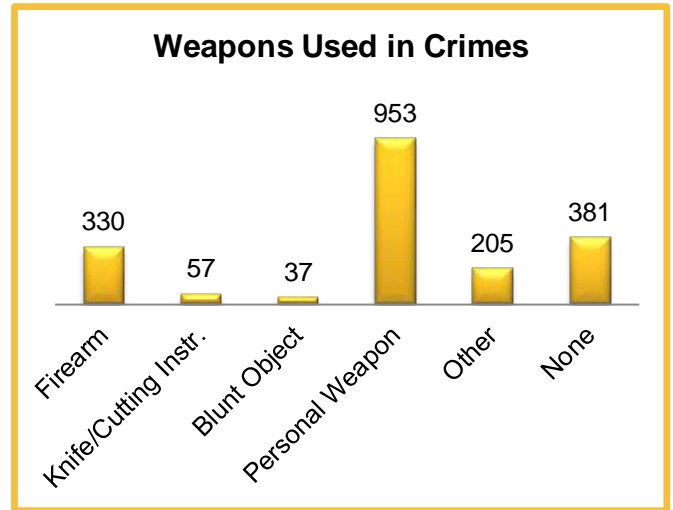
2024 Washington NIBRS Submission Agencies

King SO

Continued

2024 Group B Arrests

| Offense | Adult | Juvenile |
|-----------------------|------------|----------|
| Bad Checks | 0 | 0 |
| Curfew/Vagrancy | 0 | 0 |
| Disorderly Conduct | 49 | 0 |
| Drunkenness | 0 | 0 |
| DUI | 239 | 4 |
| Family Offenses | 2 | 0 |
| Liquor Law Violations | 0 | 1 |
| Peeping Tom | 0 | 0 |
| Trespass | 38 | 0 |
| All Other Offenses | 490 | 3 |
| Total | 818 | 8 |



2024 Property Values by Type

| Type | Value |
|----------------------|--------------|
| Seized | \$31,993 |
| Burned | \$3,080,775 |
| Counterfeited/Forged | \$29,895 |
| Destroyed/Damaged | \$1,103,053 |
| Recovered | \$633,212 |
| Stolen | \$20,399,790 |

2024 Washington NIBRS Submission Agencies

Algona PD

King County

Population: 3,335
Months Reported: 12

Offense Overview

Offense Total 99
of Cleared Offense 3
Percent Cleared 3.0%

Group A Arrest Overview

Arrest Total 3
Adult Arrest Total 3
Juvenile Arrest Total 0

| Group A Offenses | Reported 2023 | Reported 2024 | % of Change | Crime Rate per 1,000 | Total Arrests | DV Offense Totals |
|----------------------------------|---------------|---------------|---------------|----------------------|---------------|-------------------|
| Murder | 0 | 0 | | 0.0 | 0 | 0 |
| Manslaughter | 0 | 0 | | 0.0 | 0 | 0 |
| Rape | 1 | 1 | 0.0% | 0.3 | 0 | 1 |
| Sodomy | 0 | 0 | | 0.0 | 0 | 0 |
| Sexual Assault w/Object | 0 | 0 | | 0.0 | 0 | 0 |
| Fondling | 0 | 1 | | 0.3 | 0 | 0 |
| Aggravated Assault | 2 | 3 | 50.0% | 0.9 | 1 | 2 |
| Simple Assault | 13 | 12 | -7.7% | 3.6 | 0 | 8 |
| Intimidation | 1 | 3 | 200.0% | 0.9 | 0 | 0 |
| Kidnapping | 0 | 1 | | 0.3 | 0 | 0 |
| Incest | 0 | 0 | | 0.0 | 0 | 0 |
| Statutory Rape | 0 | 0 | | 0.0 | 0 | 0 |
| Human Trafficking Offenses | 0 | 0 | | 0.0 | 0 | 0 |
| Violation of No Contact/Protect. | 11 | 7 | -36.4% | 2.1 | 0 | 6 |
| Robbery | 1 | 0 | -100.0% | 0.0 | 0 | 0 |
| Burglary | 23 | 7 | -69.6% | 2.1 | 0 | 0 |
| Larceny-Theft Offenses | 24 | 29 | 20.8% | 8.7 | 0 | 0 |
| Motor Vehicle Theft | 15 | 10 | -33.3% | 3.0 | 1 | 0 |
| Arson | 1 | 0 | -100.0% | 0.0 | 0 | 0 |
| Destruction of Property | 10 | 16 | 60.0% | 4.8 | 1 | 1 |
| Counterfeiting/Forgery | 0 | 0 | | 0.0 | 0 | 0 |
| Fraud Offenses | 4 | 2 | -50.0% | 0.6 | 0 | 0 |
| Embezzlement | 0 | 0 | | 0.0 | 0 | 0 |
| Extortion/Blackmail | 0 | 1 | | 0.3 | 0 | 0 |
| Bribery | 0 | 0 | | 0.0 | 0 | 0 |
| Stolen Property Offenses | 5 | 4 | -20.0% | 1.2 | 0 | 0 |
| Animal Cruelty | 0 | 0 | | 0.0 | 0 | 0 |
| Drug/Narcotic Violations | 1 | 0 | -100.0% | 0.0 | 0 | 0 |
| Drug Equipment Violations | 4 | 0 | -100.0% | 0.0 | 0 | 0 |
| Gambling Offenses | 0 | 0 | | 0.0 | 0 | 0 |
| Pornography | 0 | 0 | | 0.0 | 0 | 0 |
| Prostitution Offenses | 0 | 0 | | 0.0 | 0 | 0 |
| Weapon Law Violations | 4 | 2 | -50.0% | 0.6 | 0 | 0 |
| Grand Total | 120 | 99 | -17.5% | 29.7 | 3 | 18 |

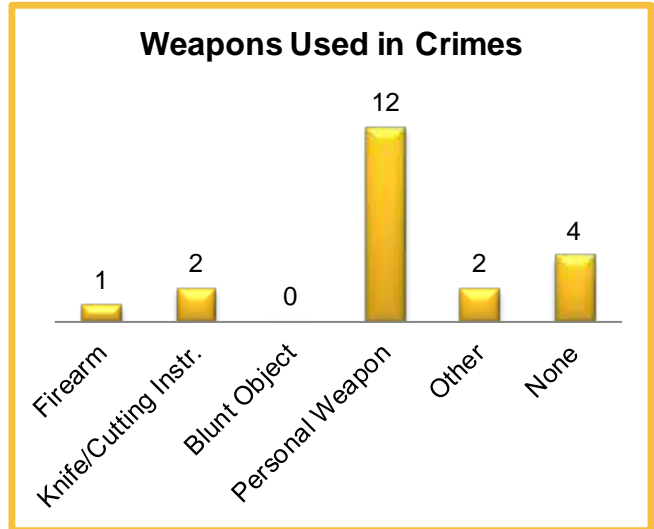
2024 Washington NIBRS Submission Agencies

Algona PD

Continued

2024 Group B Arrests

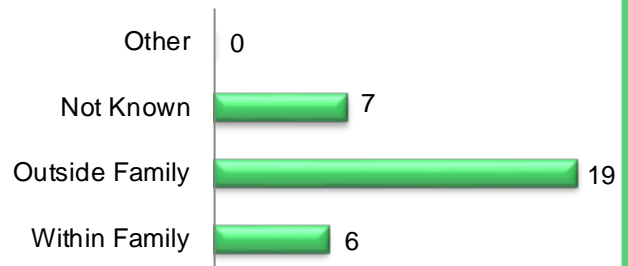
| Offense | Adult | Juvenile |
|-----------------------|-----------|----------|
| Bad Checks | 0 | 0 |
| Curfew/Vagrancy | 0 | 0 |
| Disorderly Conduct | 0 | 0 |
| Drunkenness | 0 | 0 |
| DUI | 10 | 0 |
| Family Offenses | 0 | 0 |
| Liquor Law Violations | 0 | 0 |
| Peeping Tom | 0 | 0 |
| Trespass | 0 | 0 |
| All Other Offenses | 2 | 0 |
| Total | 12 | 0 |



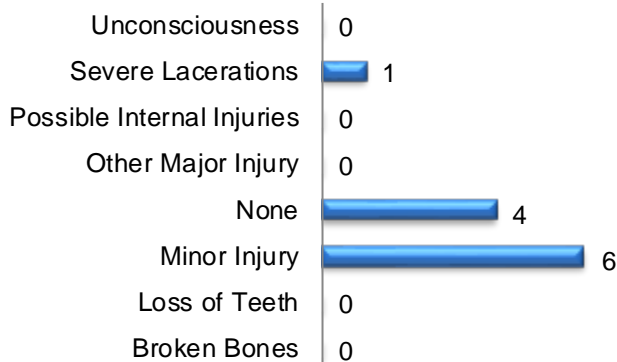
Drug Offenses by Type

No Drug Offenses by Type Reported

Relationship of Victim to Offender



Domestic Violence Injuries



2024 Property Values by Type

| Type | Value |
|----------------------|-----------|
| Seized | \$0 |
| Burned | \$0 |
| Counterfeited/Forged | \$0 |
| Destroyed/Damaged | \$84,310 |
| Recovered | \$79,525 |
| Stolen | \$167,388 |

2024 Washington NIBRS Submission Agencies

Auburn PD

King County

Population: 88,950
Months Reported: 12

Offense Overview

Offense Total 7,319
of Cleared Offense 1,525
Percent Cleared 20.8%

Group A Arrest Overview

Arrest Total 1,196
Adult Arrest Total 1,157
Juvenile Arrest Total 39

| Group A Offenses | Reported 2023 | Reported 2024 | % of Change | Crime Rate per 1,000 | Total Arrests | DV Offense Totals |
|----------------------------------|---------------|---------------|---------------|----------------------|---------------|-------------------|
| Murder | 8 | 10 | 25.0% | 0.1 | 4 | 1 |
| Manslaughter | 8 | 1 | -87.5% | 0.0 | 0 | 0 |
| Rape | 53 | 75 | 41.5% | 0.8 | 4 | 18 |
| Sodomy | 3 | 0 | -100.0% | 0.0 | 0 | 0 |
| Sexual Assault w/Object | 0 | 0 | | 0.0 | 0 | 0 |
| Fondling | 23 | 28 | 21.7% | 0.3 | 0 | 10 |
| Aggravated Assault | 244 | 262 | 7.4% | 2.9 | 53 | 94 |
| Simple Assault | 991 | 1,006 | 1.5% | 11.3 | 388 | 591 |
| Intimidation | 31 | 41 | 32.3% | 0.5 | 5 | 4 |
| Kidnapping | 37 | 27 | -27.0% | 0.3 | 4 | 11 |
| Incest | 1 | 2 | 100.0% | 0.0 | 0 | 2 |
| Statutory Rape | 0 | 0 | | 0.0 | 0 | 0 |
| Human Trafficking Offenses | 0 | 0 | | 0.0 | 0 | 0 |
| Violation of No Contact/Protect. | 308 | 345 | 12.0% | 3.9 | 150 | 280 |
| Robbery | 211 | 114 | -46.0% | 1.3 | 18 | 1 |
| Burglary | 788 | 454 | -42.4% | 5.1 | 15 | 19 |
| Larceny-Theft Offenses | 2,109 | 1,842 | -12.7% | 20.7 | 193 | 22 |
| Motor Vehicle Theft | 1,549 | 1,043 | -32.7% | 11.7 | 12 | 6 |
| Arson | 17 | 18 | 5.9% | 0.2 | 1 | 0 |
| Destruction of Property | 1,662 | 1,217 | -26.8% | 13.7 | 81 | 99 |
| Counterfeiting/Forgery | 70 | 65 | -7.1% | 0.7 | 10 | 4 |
| Fraud Offenses | 49 | 34 | -30.6% | 0.4 | 1 | 0 |
| Embezzlement | 0 | 0 | | 0.0 | 0 | 0 |
| Extortion/Blackmail | 12 | 15 | 25.0% | 0.2 | 0 | 0 |
| Bribery | 0 | 0 | | 0.0 | 0 | 0 |
| Stolen Property Offenses | 170 | 178 | 4.7% | 2.0 | 60 | 3 |
| Animal Cruelty | 6 | 11 | 83.3% | 0.1 | 1 | 0 |
| Drug/Narcotic Violations | 202 | 335 | 65.8% | 3.8 | 171 | 0 |
| Drug Equipment Violations | 13 | 7 | -46.2% | 0.1 | 3 | 0 |
| Gambling Offenses | 0 | 0 | | 0.0 | 0 | 0 |
| Pornography | 11 | 10 | -9.1% | 0.1 | 0 | 0 |
| Prostitution Offenses | 4 | 1 | -75.0% | 0.0 | 0 | 0 |
| Weapon Law Violations | 198 | 178 | -10.1% | 2.0 | 22 | 0 |
| Grand Total | 8,778 | 7,319 | -16.6% | 82.3 | 1,196 | 1,165 |

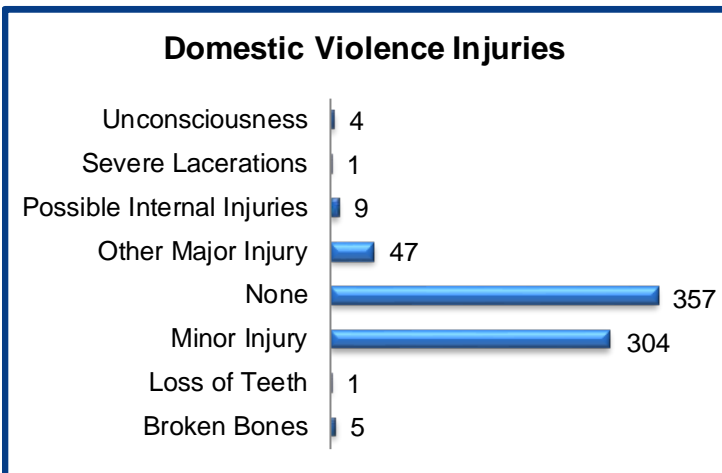
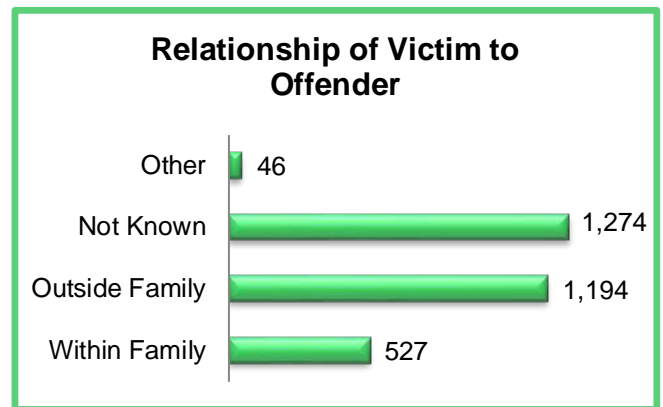
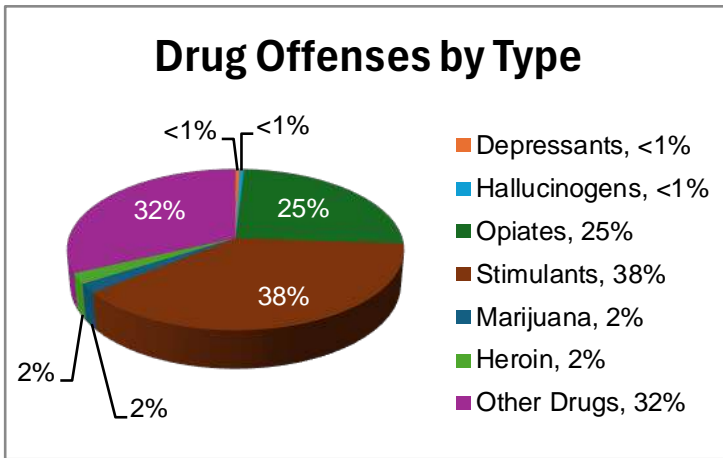
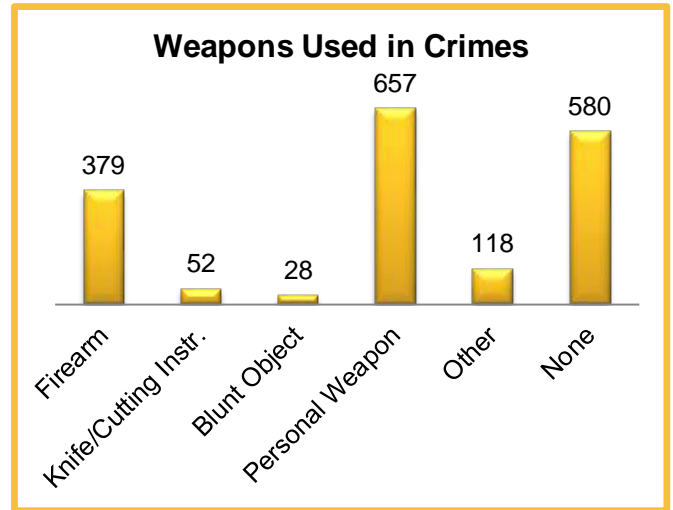
2024 Washington NIBRS Submission Agencies

Auburn PD

Continued

2024 Group B Arrests

| Offense | Adult | Juvenile |
|-----------------------|--------------|----------|
| Bad Checks | 0 | 0 |
| Curfew/Vagrancy | 0 | 0 |
| Disorderly Conduct | 36 | 0 |
| Drunkenness | 0 | 0 |
| DUI | 157 | 0 |
| Family Offenses | 7 | 0 |
| Liquor Law Violations | 1 | 0 |
| Peeping Tom | 0 | 0 |
| Trespass | 223 | 3 |
| All Other Offenses | 1,544 | 2 |
| Total | 1,968 | 5 |



2024 Property Values by Type

| Type | Value |
|----------------------|--------------|
| Seized | \$1,597 |
| Burned | \$398,152 |
| Counterfeited/Forged | \$24,410 |
| Destroyed/Damaged | \$5,767,942 |
| Recovered | \$3,964,955 |
| Stolen | \$10,753,897 |

2024 Washington NIBRS Submission Agencies

Beaux Arts PD

King County

Population: 315
Months Reported: 12

Offense Overview

Offense Total 7
of Cleared Offense 0
Percent Cleared 0.0%

Group A Arrest Overview

Arrest Total 0
Adult Arrest Total 0
Juvenile Arrest Total 0

| Group A Offenses | Reported 2023 | Reported 2024 | % of Change | Crime Rate per 1,000 | Total Arrests | DV Offense Totals |
|----------------------------------|---------------|---------------|---------------|----------------------|---------------|-------------------|
| Murder | 0 | 0 | | 0.0 | 0 | 0 |
| Manslaughter | 0 | 0 | | 0.0 | 0 | 0 |
| Rape | 0 | 0 | | 0.0 | 0 | 0 |
| Sodomy | 0 | 0 | | 0.0 | 0 | 0 |
| Sexual Assault w/Object | 0 | 0 | | 0.0 | 0 | 0 |
| Fondling | 0 | 0 | | 0.0 | 0 | 0 |
| Aggravated Assault | 0 | 0 | | 0.0 | 0 | 0 |
| Simple Assault | 1 | 0 | -100.0% | 0.0 | 0 | 0 |
| Intimidation | 0 | 0 | | 0.0 | 0 | 0 |
| Kidnapping | 0 | 0 | | 0.0 | 0 | 0 |
| Incest | 0 | 0 | | 0.0 | 0 | 0 |
| Statutory Rape | 0 | 0 | | 0.0 | 0 | 0 |
| Human Trafficking Offenses | 0 | 0 | | 0.0 | 0 | 0 |
| Violation of No Contact/Protect. | 0 | 0 | | 0.0 | 0 | 0 |
| Robbery | 0 | 0 | | 0.0 | 0 | 0 |
| Burglary | 1 | 0 | -100.0% | 0.0 | 0 | 0 |
| Larceny-Theft Offenses | 6 | 6 | 0.0% | 19.0 | 0 | 0 |
| Motor Vehicle Theft | 0 | 0 | | 0.0 | 0 | 0 |
| Arson | 0 | 0 | | 0.0 | 0 | 0 |
| Destruction of Property | 2 | 1 | -50.0% | 3.2 | 0 | 0 |
| Counterfeiting/Forgery | 0 | 0 | | 0.0 | 0 | 0 |
| Fraud Offenses | 1 | 0 | -100.0% | 0.0 | 0 | 0 |
| Embezzlement | 0 | 0 | | 0.0 | 0 | 0 |
| Extortion/Blackmail | 0 | 0 | | 0.0 | 0 | 0 |
| Bribery | 0 | 0 | | 0.0 | 0 | 0 |
| Stolen Property Offenses | 0 | 0 | | 0.0 | 0 | 0 |
| Animal Cruelty | 0 | 0 | | 0.0 | 0 | 0 |
| Drug/Narcotic Violations | 0 | 0 | | 0.0 | 0 | 0 |
| Drug Equipment Violations | 0 | 0 | | 0.0 | 0 | 0 |
| Gambling Offenses | 0 | 0 | | 0.0 | 0 | 0 |
| Pornography | 0 | 0 | | 0.0 | 0 | 0 |
| Prostitution Offenses | 0 | 0 | | 0.0 | 0 | 0 |
| Weapon Law Violations | 0 | 0 | | 0.0 | 0 | 0 |
| Grand Total | 11 | 7 | -36.4% | 22.2 | 0 | 0 |

2024 Washington NIBRS Submission Agencies

Beaux Arts PD

Continued

2024 Group B Arrests

| Offense | Adult | Juvenile |
|-----------------------|----------|----------|
| Bad Checks | 0 | 0 |
| Curfew/Vagrancy | 0 | 0 |
| Disorderly Conduct | 0 | 0 |
| Drunkenness | 0 | 0 |
| DUI | 0 | 0 |
| Family Offenses | 0 | 0 |
| Liquor Law Violations | 0 | 0 |
| Peeping Tom | 0 | 0 |
| Trespass | 0 | 0 |
| All Other Offenses | 0 | 0 |
| Total | 0 | 0 |

Weapons Used in Crimes

No Weapons Reported

Drug Offenses by Type

No Drug Offenses by Type Reported

Relationship of Victim to Offender

No Relationships Reported

Domestic Violence Injuries

No Domestic Violence Injuries Reported

2024 Property Values by Type

| Type | Value |
|----------------------|---------|
| Seized | \$0 |
| Burned | \$0 |
| Counterfeited/Forged | \$0 |
| Destroyed/Damaged | \$1,000 |
| Recovered | \$0 |
| Stolen | \$450 |

2024 Washington NIBRS Submission Agencies

Bellevue PD

King County

Population: 155,000
Months Reported: 12

Offense Overview

Offense Total 7,795
of Cleared Offense 2,117
Percent Cleared 27.2%

Group A Arrest Overview

Arrest Total 1,922
Adult Arrest Total 1,737
Juvenile Arrest Total 185

| Group A Offenses | Reported 2023 | Reported 2024 | % of Change | Crime Rate per 1,000 | Total Arrests | DV Offense Totals |
|----------------------------------|---------------|---------------|--------------|----------------------|---------------|-------------------|
| Murder | 0 | 1 | | 0.0 | 1 | 1 |
| Manslaughter | 0 | 2 | | 0.0 | 1 | 0 |
| Rape | 13 | 11 | -15.4% | 0.1 | 6 | 2 |
| Sodomy | 2 | 4 | 100.0% | 0.0 | 0 | 1 |
| Sexual Assault w/Object | 0 | 0 | | 0.0 | 0 | 0 |
| Fondling | 8 | 11 | 37.5% | 0.1 | 5 | 2 |
| Aggravated Assault | 118 | 125 | 5.9% | 0.8 | 65 | 41 |
| Simple Assault | 592 | 630 | 6.4% | 4.1 | 382 | 344 |
| Intimidation | 208 | 178 | -14.4% | 1.1 | 84 | 38 |
| Kidnapping | 9 | 10 | 11.1% | 0.1 | 6 | 5 |
| Incest | 0 | 0 | | 0.0 | 1 | 0 |
| Statutory Rape | 5 | 3 | -40.0% | 0.0 | 0 | 0 |
| Human Trafficking Offenses | 0 | 0 | | 0.0 | 0 | 0 |
| Violation of No Contact/Protect. | 183 | 174 | -4.9% | 1.1 | 128 | 141 |
| Robbery | 103 | 77 | -25.2% | 0.5 | 24 | 4 |
| Burglary | 593 | 530 | -10.6% | 3.4 | 58 | 13 |
| Larceny-Theft Offenses | 4,048 | 4,086 | 0.9% | 26.4 | 869 | 15 |
| Motor Vehicle Theft | 722 | 528 | -26.9% | 3.4 | 17 | 3 |
| Arson | 11 | 13 | 18.2% | 0.1 | 5 | 1 |
| Destruction of Property | 620 | 624 | 0.6% | 4.0 | 78 | 65 |
| Counterfeiting/Forgery | 65 | 62 | -4.6% | 0.4 | 3 | 1 |
| Fraud Offenses | 383 | 391 | 2.1% | 2.5 | 17 | 2 |
| Embezzlement | 7 | 9 | 28.6% | 0.1 | 1 | 0 |
| Extortion/Blackmail | 18 | 27 | 50.0% | 0.2 | 0 | 0 |
| Bribery | 0 | 0 | | 0.0 | 0 | 0 |
| Stolen Property Offenses | 125 | 103 | -17.6% | 0.7 | 73 | 2 |
| Animal Cruelty | 2 | 4 | 100.0% | 0.0 | 4 | 0 |
| Drug/Narcotic Violations | 51 | 103 | 102.0% | 0.7 | 51 | 0 |
| Drug Equipment Violations | 7 | 4 | -42.9% | 0.0 | 1 | 0 |
| Gambling Offenses | 0 | 0 | | 0.0 | 0 | 0 |
| Pornography | 14 | 7 | -50.0% | 0.0 | 3 | 0 |
| Prostitution Offenses | 16 | 9 | -43.8% | 0.1 | 4 | 0 |
| Weapon Law Violations | 76 | 69 | -9.2% | 0.4 | 35 | 0 |
| Grand Total | 7,999 | 7,795 | -2.6% | 50.3 | 1,922 | 681 |

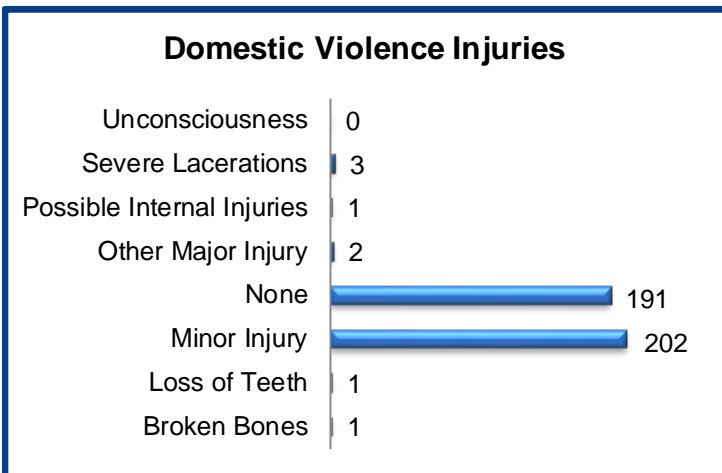
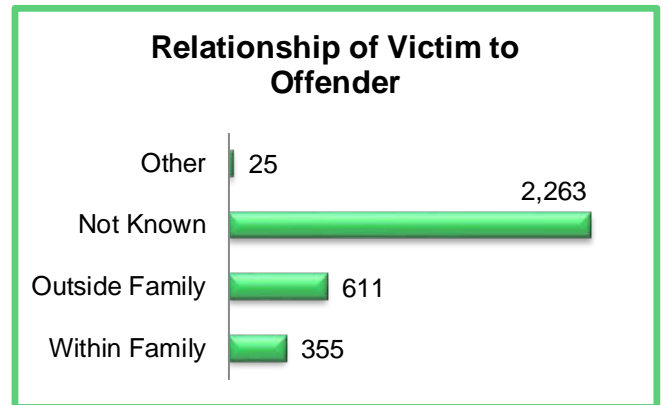
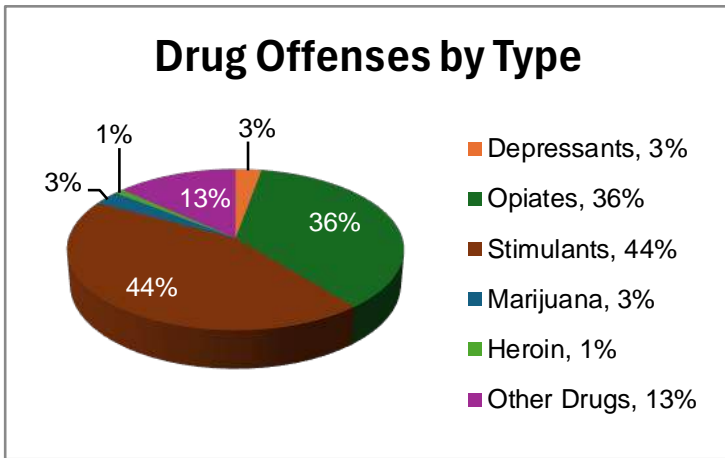
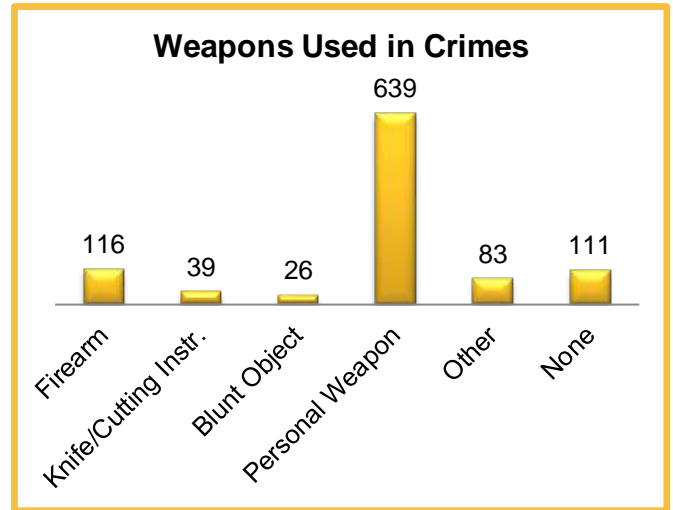
2024 Washington NIBRS Submission Agencies

Bellevue PD

Continued

2024 Group B Arrests

| Offense | Adult | Juvenile |
|-----------------------|------------|-----------|
| Bad Checks | 0 | 0 |
| Curfew/Vagrancy | 0 | 0 |
| Disorderly Conduct | 29 | 0 |
| Drunkenness | 0 | 0 |
| DUI | 259 | 6 |
| Family Offenses | 0 | 0 |
| Liquor Law Violations | 3 | 0 |
| Peeping Tom | 0 | 0 |
| Trespass | 117 | 4 |
| All Other Offenses | 375 | 2 |
| Total | 783 | 12 |



2024 Property Values by Type

| Type | Value |
|----------------------|--------------|
| Seized | \$0 |
| Burned | \$101,302 |
| Counterfeited/Forged | \$421,557 |
| Destroyed/Damaged | \$742,385 |
| Recovered | \$1,292,153 |
| Stolen | \$15,894,431 |

2024 Washington NIBRS Submission Agencies

Black Diamond PD

King County

Population: 7,195
Months Reported: 12

Offense Overview

Offense Total 94
of Cleared Offense 39
Percent Cleared 41.5%

Group A Arrest Overview

Arrest Total 36
Adult Arrest Total 33
Juvenile Arrest Total 3

| Group A Offenses | Reported 2023 | Reported 2024 | % of Change | Crime Rate per 1,000 | Total Arrests | DV Offense Totals |
|----------------------------------|---------------|---------------|---------------|----------------------|---------------|-------------------|
| Murder | 1 | 0 | -100.0% | 0.0 | 0 | 0 |
| Manslaughter | 0 | 0 | | 0.0 | 0 | 0 |
| Rape | 0 | 0 | | 0.0 | 0 | 0 |
| Sodomy | 0 | 0 | | 0.0 | 0 | 0 |
| Sexual Assault w/Object | 0 | 0 | | 0.0 | 0 | 0 |
| Fondling | 0 | 0 | | 0.0 | 0 | 0 |
| Aggravated Assault | 0 | 2 | | 0.3 | 1 | 1 |
| Simple Assault | 25 | 18 | -28.0% | 2.5 | 14 | 18 |
| Intimidation | 3 | 4 | 33.3% | 0.6 | 1 | 1 |
| Kidnapping | 0 | 0 | | 0.0 | 0 | 0 |
| Incest | 0 | 0 | | 0.0 | 0 | 0 |
| Statutory Rape | 0 | 0 | | 0.0 | 0 | 0 |
| Human Trafficking Offenses | 0 | 0 | | 0.0 | 0 | 0 |
| Violation of No Contact/Protect. | 25 | 11 | -56.0% | 1.5 | 12 | 10 |
| Robbery | 0 | 0 | | 0.0 | 0 | 0 |
| Burglary | 7 | 4 | -42.9% | 0.6 | 0 | 0 |
| Larceny-Theft Offenses | 53 | 23 | -56.6% | 3.2 | 0 | 0 |
| Motor Vehicle Theft | 10 | 6 | -40.0% | 0.8 | 1 | 1 |
| Arson | 0 | 0 | | 0.0 | 0 | 0 |
| Destruction of Property | 31 | 16 | -48.4% | 2.2 | 4 | 4 |
| Counterfeiting/Forgery | 3 | 0 | -100.0% | 0.0 | 0 | 0 |
| Fraud Offenses | 13 | 4 | -69.2% | 0.6 | 0 | 0 |
| Embezzlement | 0 | 0 | | 0.0 | 0 | 0 |
| Extortion/Blackmail | 0 | 0 | | 0.0 | 0 | 0 |
| Bribery | 0 | 0 | | 0.0 | 0 | 0 |
| Stolen Property Offenses | 0 | 1 | | 0.1 | 1 | 0 |
| Animal Cruelty | 0 | 0 | | 0.0 | 0 | 0 |
| Drug/Narcotic Violations | 1 | 0 | -100.0% | 0.0 | 0 | 0 |
| Drug Equipment Violations | 0 | 0 | | 0.0 | 0 | 0 |
| Gambling Offenses | 0 | 0 | | 0.0 | 0 | 0 |
| Pornography | 0 | 0 | | 0.0 | 0 | 0 |
| Prostitution Offenses | 0 | 0 | | 0.0 | 0 | 0 |
| Weapon Law Violations | 0 | 5 | | 0.7 | 2 | 0 |
| Grand Total | 172 | 94 | -45.3% | 13.1 | 36 | 35 |

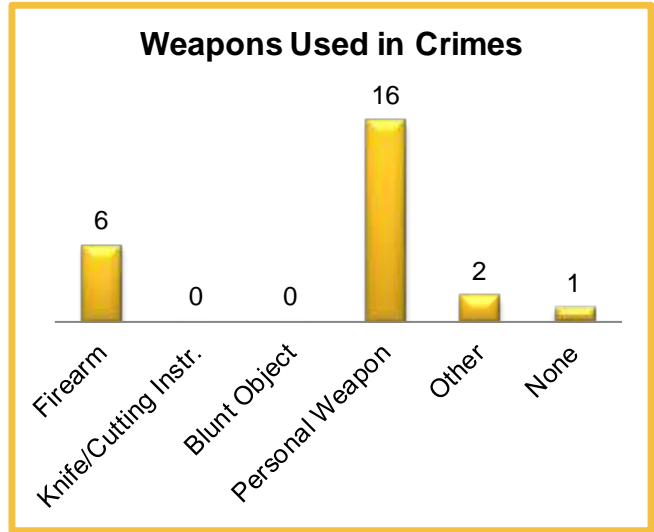
2024 Washington NIBRS Submission Agencies

Black Diamond PD

Continued

2024 Group B Arrests

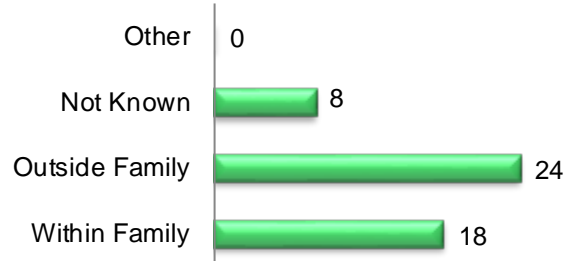
| Offense | Adult | Juvenile |
|-----------------------|-----------|----------|
| Bad Checks | 0 | 0 |
| Curfew/Vagrancy | 0 | 0 |
| Disorderly Conduct | 4 | 0 |
| Drunkenness | 0 | 0 |
| DUI | 43 | 0 |
| Family Offenses | 0 | 0 |
| Liquor Law Violations | 0 | 0 |
| Peeping Tom | 0 | 0 |
| Trespass | 2 | 0 |
| All Other Offenses | 22 | 0 |
| Total | 71 | 0 |



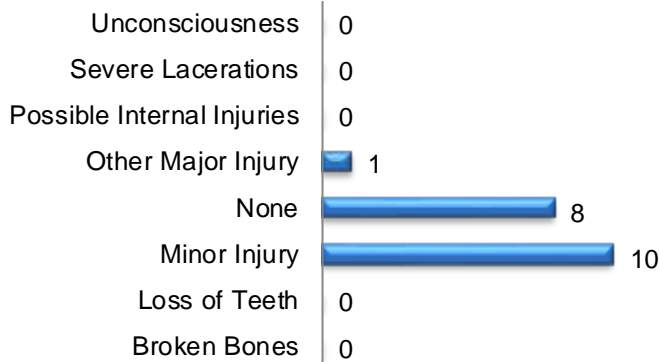
Drug Offenses by Type

No Drug Offenses by Type Reported

Relationship of Victim to Offender



Domestic Violence Injuries



2024 Property Values by Type

| Type | Value |
|----------------------|-----------|
| Seized | \$0 |
| Burned | \$0 |
| Counterfeited/Forged | \$0 |
| Destroyed/Damaged | \$56,238 |
| Recovered | \$332,700 |
| Stolen | \$404,223 |

2024 Washington NIBRS Submission Agencies

Bothell PD

King County

Population: 50,670
Months Reported: 12

Offense Overview

Offense Total 1,735
of Cleared Offense 650
Percent Cleared 37.5%

Group A Arrest Overview

Arrest Total 532
Adult Arrest Total 507
Juvenile Arrest Total 25

| Group A Offenses | Reported 2023 | Reported 2024 | % of Change | Crime Rate per 1,000 | Total Arrests | DV Offense Totals |
|----------------------------------|---------------|---------------|---------------|----------------------|---------------|-------------------|
| Murder | 0 | 0 | | 0.0 | 0 | 0 |
| Manslaughter | 0 | 0 | | 0.0 | 0 | 0 |
| Rape | 15 | 9 | -40.0% | 0.2 | 4 | 2 |
| Sodomy | 1 | 4 | 300.0% | 0.1 | 0 | 1 |
| Sexual Assault w/Object | 0 | 0 | | 0.0 | 0 | 0 |
| Fondling | 4 | 5 | 25.0% | 0.1 | 4 | 2 |
| Aggravated Assault | 29 | 35 | 20.7% | 0.7 | 25 | 23 |
| Simple Assault | 128 | 123 | -3.9% | 2.4 | 89 | 83 |
| Intimidation | 43 | 60 | 39.5% | 1.2 | 22 | 18 |
| Kidnapping | 5 | 10 | 100.0% | 0.2 | 3 | 8 |
| Incest | 0 | 0 | | 0.0 | 0 | 0 |
| Statutory Rape | 4 | 2 | -50.0% | 0.0 | 2 | 1 |
| Human Trafficking Offenses | 0 | 0 | | 0.0 | 0 | 0 |
| Violation of No Contact/Protect. | 60 | 64 | 6.7% | 1.3 | 42 | 48 |
| Robbery | 9 | 12 | 33.3% | 0.2 | 5 | 1 |
| Burglary | 110 | 96 | -12.7% | 1.9 | 16 | 7 |
| Larceny-Theft Offenses | 745 | 595 | -20.1% | 11.7 | 108 | 4 |
| Motor Vehicle Theft | 121 | 79 | -34.7% | 1.6 | 2 | 2 |
| Arson | 7 | 0 | -100.0% | 0.0 | 0 | 0 |
| Destruction of Property | 247 | 210 | -15.0% | 4.1 | 19 | 23 |
| Counterfeiting/Forgery | 13 | 21 | 61.5% | 0.4 | 2 | 0 |
| Fraud Offenses | 75 | 121 | 61.3% | 2.4 | 4 | 0 |
| Embezzlement | 0 | 5 | | 0.1 | 1 | 0 |
| Extortion/Blackmail | 5 | 6 | 20.0% | 0.1 | 0 | 0 |
| Bribery | 0 | 0 | | 0.0 | 0 | 0 |
| Stolen Property Offenses | 49 | 20 | -59.2% | 0.4 | 12 | 0 |
| Animal Cruelty | 1 | 0 | -100.0% | 0.0 | 0 | 0 |
| Drug/Narcotic Violations | 164 | 200 | 22.0% | 3.9 | 144 | 0 |
| Drug Equipment Violations | 106 | 1 | -99.1% | 0.0 | 0 | 0 |
| Gambling Offenses | 0 | 0 | | 0.0 | 0 | 0 |
| Pornography | 15 | 23 | 53.3% | 0.5 | 8 | 0 |
| Prostitution Offenses | 1 | 1 | 0.0% | 0.0 | 2 | 0 |
| Weapon Law Violations | 37 | 33 | -10.8% | 0.7 | 18 | 0 |
| Grand Total | 1,994 | 1,735 | -13.0% | 34.2 | 532 | 223 |

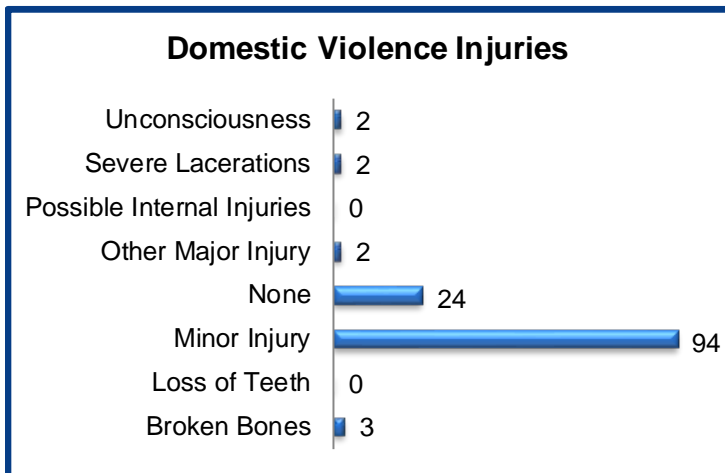
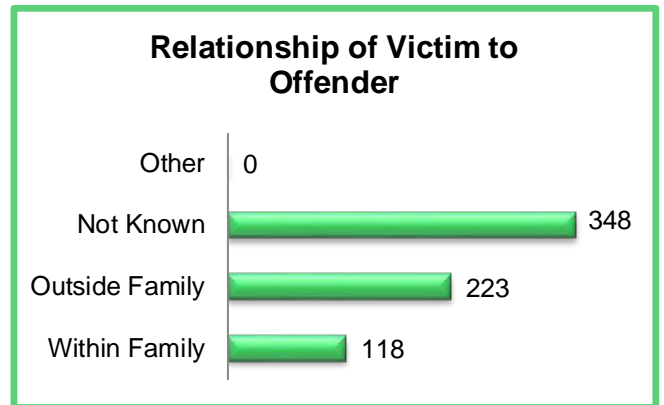
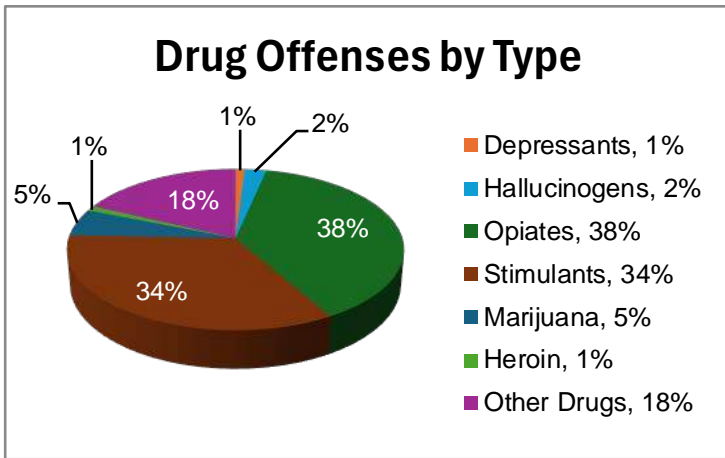
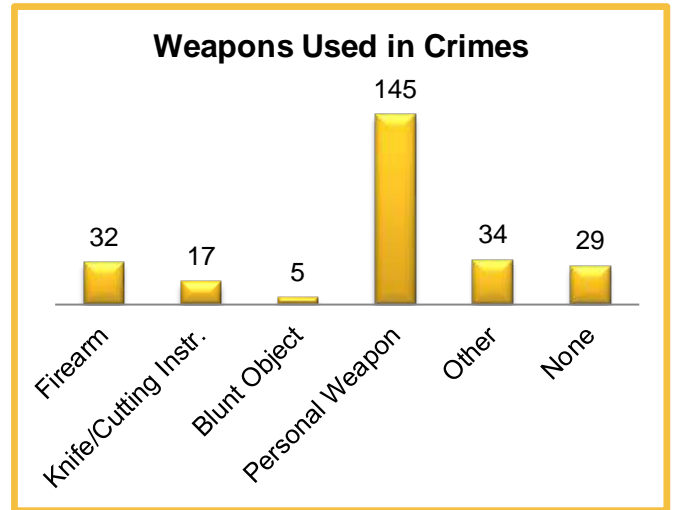
2024 Washington NIBRS Submission Agencies

Bothell PD

Continued

2024 Group B Arrests

| Offense | Adult | Juvenile |
|-----------------------|------------|----------|
| Bad Checks | 0 | 0 |
| Curfew/Vagrancy | 0 | 0 |
| Disorderly Conduct | 7 | 0 |
| Drunkenness | 0 | 0 |
| DUI | 100 | 3 |
| Family Offenses | 0 | 0 |
| Liquor Law Violations | 0 | 0 |
| Peeping Tom | 2 | 0 |
| Trespass | 22 | 0 |
| All Other Offenses | 53 | 0 |
| Total | 184 | 3 |



2024 Property Values by Type

| Type | Value |
|----------------------|-------------|
| Seized | \$2,503 |
| Burned | \$0 |
| Counterfeited/Forged | \$8,236 |
| Destroyed/Damaged | \$249,513 |
| Recovered | \$1,193,660 |
| Stolen | \$4,041,598 |

2024 Washington NIBRS Submission Agencies

Burien PD

King County

Population: 53,000
Months Reported: 12

Offense Overview

Offense Total 3,836
of Cleared Offense 1,212
Percent Cleared 31.6%

Group A Arrest Overview

Arrest Total 1,025
Adult Arrest Total 998
Juvenile Arrest Total 27

| Group A Offenses | Reported 2023 | Reported 2024 | % of Change | Crime Rate per 1,000 | Total Arrests | DV Offense Totals |
|----------------------------------|---------------|---------------|--------------|----------------------|---------------|-------------------|
| Murder | 5 | 2 | -60.0% | 0.0 | 0 | 0 |
| Manslaughter | 0 | 0 | | 0.0 | 0 | 0 |
| Rape | 32 | 33 | 3.1% | 0.6 | 5 | 10 |
| Sodomy | 0 | 0 | | 0.0 | 0 | 0 |
| Sexual Assault w/Object | 0 | 0 | | 0.0 | 0 | 0 |
| Fondling | 8 | 11 | 37.5% | 0.2 | 2 | 5 |
| Aggravated Assault | 139 | 103 | -25.9% | 1.9 | 50 | 46 |
| Simple Assault | 375 | 414 | 10.4% | 7.8 | 239 | 213 |
| Intimidation | 143 | 112 | -21.7% | 2.1 | 38 | 30 |
| Kidnapping | 2 | 6 | 200.0% | 0.1 | 3 | 2 |
| Incest | 0 | 0 | | 0.0 | 0 | 0 |
| Statutory Rape | 2 | 1 | -50.0% | 0.0 | 0 | 0 |
| Human Trafficking Offenses | 0 | 2 | | 0.0 | 0 | 0 |
| Violation of No Contact/Protect. | 150 | 154 | 2.7% | 2.9 | 109 | 128 |
| Robbery | 81 | 82 | 1.2% | 1.5 | 14 | 4 |
| Burglary | 324 | 291 | -10.2% | 5.5 | 28 | 6 |
| Larceny-Theft Offenses | 903 | 916 | 1.4% | 17.3 | 140 | 7 |
| Motor Vehicle Theft | 754 | 550 | -27.1% | 10.4 | 10 | 0 |
| Arson | 20 | 17 | -15.0% | 0.3 | 1 | 0 |
| Destruction of Property | 584 | 440 | -24.7% | 8.3 | 49 | 22 |
| Counterfeiting/Forgery | 14 | 14 | 0.0% | 0.3 | 2 | 0 |
| Fraud Offenses | 130 | 157 | 20.8% | 3.0 | 5 | 0 |
| Embezzlement | 2 | 3 | 50.0% | 0.1 | 0 | 0 |
| Extortion/Blackmail | 8 | 6 | -25.0% | 0.1 | 0 | 0 |
| Bribery | 0 | 0 | | 0.0 | 0 | 0 |
| Stolen Property Offenses | 59 | 56 | -5.1% | 1.1 | 40 | 0 |
| Animal Cruelty | 4 | 4 | 0.0% | 0.1 | 0 | 0 |
| Drug/Narcotic Violations | 116 | 333 | 187.1% | 6.3 | 265 | 0 |
| Drug Equipment Violations | 17 | 59 | 247.1% | 1.1 | 5 | 0 |
| Gambling Offenses | 0 | 0 | | 0.0 | 0 | 0 |
| Pornography | 5 | 11 | 120.0% | 0.2 | 1 | 0 |
| Prostitution Offenses | 1 | 1 | 0.0% | 0.0 | 0 | 0 |
| Weapon Law Violations | 55 | 58 | 5.5% | 1.1 | 19 | 0 |
| Grand Total | 3,933 | 3,836 | -2.5% | 72.4 | 1,025 | 473 |

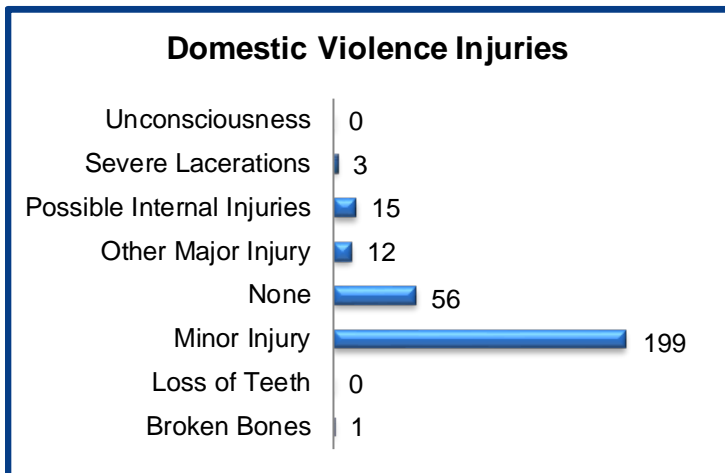
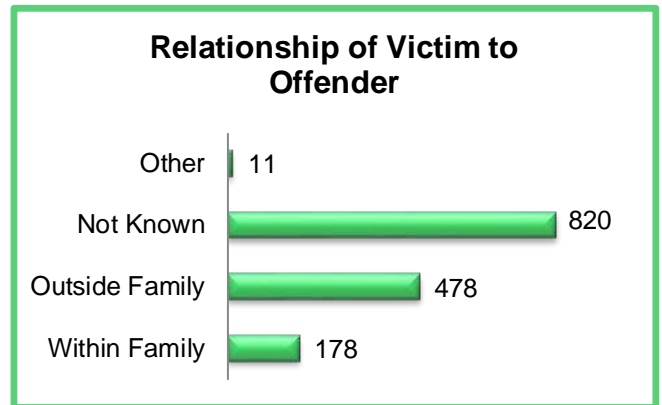
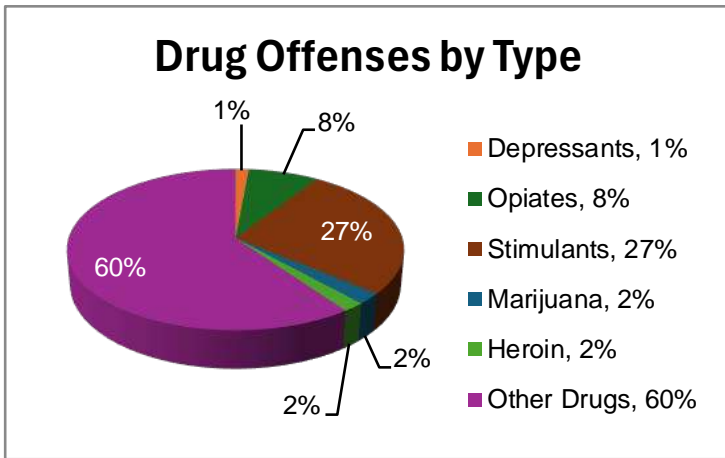
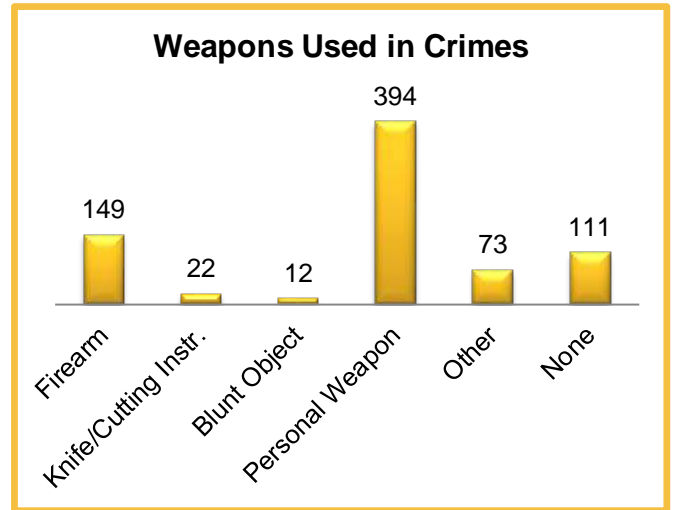
2024 Washington NIBRS Submission Agencies

Burien PD

Continued

2024 Group B Arrests

| Offense | Adult | Juvenile |
|-----------------------|------------|----------|
| Bad Checks | 0 | 0 |
| Curfew/Vagrancy | 0 | 0 |
| Disorderly Conduct | 15 | 0 |
| Drunkenness | 0 | 0 |
| DUI | 323 | 1 |
| Family Offenses | 3 | 0 |
| Liquor Law Violations | 3 | 1 |
| Peeping Tom | 0 | 0 |
| Trespass | 51 | 1 |
| All Other Offenses | 203 | 3 |
| Total | 598 | 6 |



2024 Property Values by Type

| Type | Value |
|----------------------|--------------|
| Seized | \$0 |
| Burned | \$4,500 |
| Counterfeited/Forged | \$1,653 |
| Destroyed/Damaged | \$326,495 |
| Recovered | \$117,208 |
| Stolen | \$14,977,510 |

2024 Washington NIBRS Submission Agencies

Carnation PD

King County

Population: 2,250
Months Reported: 12

Offense Overview

Offense Total 37
of Cleared Offense 11
Percent Cleared 29.7%

Group A Arrest Overview

Arrest Total 10
Adult Arrest Total 8
Juvenile Arrest Total 2

| Group A Offenses | Reported 2023 | Reported 2024 | % of Change | Crime Rate per 1,000 | Total Arrests | DV Offense Totals |
|----------------------------------|---------------|---------------|--------------|----------------------|---------------|-------------------|
| Murder | 0 | 0 | | 0.0 | 0 | 0 |
| Manslaughter | 0 | 0 | | 0.0 | 0 | 0 |
| Rape | 1 | 1 | 0.0% | 0.4 | 1 | 1 |
| Sodomy | 0 | 0 | | 0.0 | 0 | 0 |
| Sexual Assault w/Object | 0 | 0 | | 0.0 | 0 | 0 |
| Fondling | 0 | 0 | | 0.0 | 1 | 0 |
| Aggravated Assault | 1 | 0 | -100.0% | 0.0 | 0 | 0 |
| Simple Assault | 7 | 8 | 14.3% | 3.6 | 6 | 7 |
| Intimidation | 2 | 4 | 100.0% | 1.8 | 0 | 1 |
| Kidnapping | 0 | 0 | | 0.0 | 0 | 0 |
| Incest | 0 | 0 | | 0.0 | 0 | 0 |
| Statutory Rape | 0 | 0 | | 0.0 | 0 | 0 |
| Human Trafficking Offenses | 0 | 0 | | 0.0 | 0 | 0 |
| Violation of No Contact/Protect. | 1 | 1 | 0.0% | 0.4 | 1 | 1 |
| Robbery | 0 | 0 | | 0.0 | 0 | 0 |
| Burglary | 3 | 2 | -33.3% | 0.9 | 0 | 0 |
| Larceny-Theft Offenses | 14 | 12 | -14.3% | 5.3 | 1 | 0 |
| Motor Vehicle Theft | 1 | 3 | 200.0% | 1.3 | 0 | 0 |
| Arson | 0 | 0 | | 0.0 | 0 | 0 |
| Destruction of Property | 6 | 3 | -50.0% | 1.3 | 0 | 0 |
| Counterfeiting/Forgery | 0 | 0 | | 0.0 | 0 | 0 |
| Fraud Offenses | 2 | 3 | 50.0% | 1.3 | 0 | 0 |
| Embezzlement | 0 | 0 | | 0.0 | 0 | 0 |
| Extortion/Blackmail | 0 | 0 | | 0.0 | 0 | 0 |
| Bribery | 0 | 0 | | 0.0 | 0 | 0 |
| Stolen Property Offenses | 0 | 0 | | 0.0 | 0 | 0 |
| Animal Cruelty | 0 | 0 | | 0.0 | 0 | 0 |
| Drug/Narcotic Violations | 1 | 0 | -100.0% | 0.0 | 0 | 0 |
| Drug Equipment Violations | 0 | 0 | | 0.0 | 0 | 0 |
| Gambling Offenses | 0 | 0 | | 0.0 | 0 | 0 |
| Pornography | 0 | 0 | | 0.0 | 0 | 0 |
| Prostitution Offenses | 0 | 0 | | 0.0 | 0 | 0 |
| Weapon Law Violations | 0 | 0 | | 0.0 | 0 | 0 |
| Grand Total | 39 | 37 | -5.1% | 16.4 | 10 | 10 |

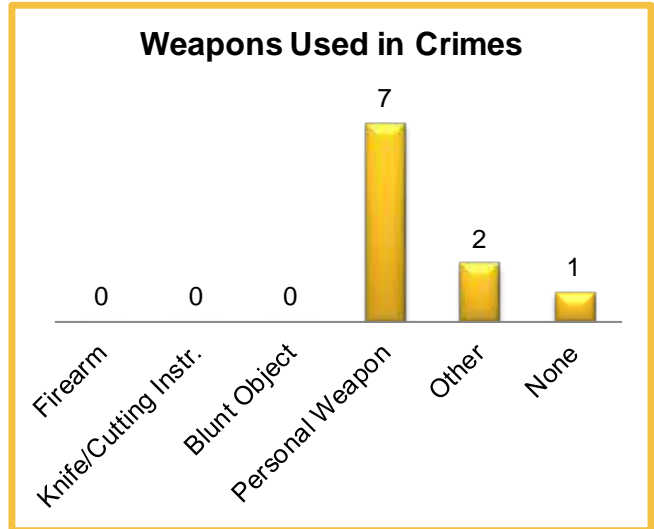
2024 Washington NIBRS Submission Agencies

Carnation PD

Continued

2024 Group B Arrests

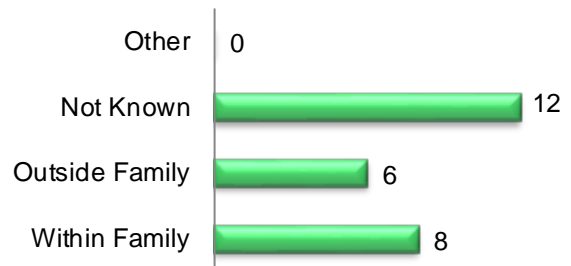
| Offense | Adult | Juvenile |
|-----------------------|----------|----------|
| Bad Checks | 0 | 0 |
| Curfew/Vagrancy | 0 | 0 |
| Disorderly Conduct | 0 | 0 |
| Drunkenness | 0 | 0 |
| DUI | 0 | 0 |
| Family Offenses | 0 | 0 |
| Liquor Law Violations | 0 | 0 |
| Peeping Tom | 0 | 0 |
| Trespass | 0 | 0 |
| All Other Offenses | 0 | 0 |
| Total | 0 | 0 |



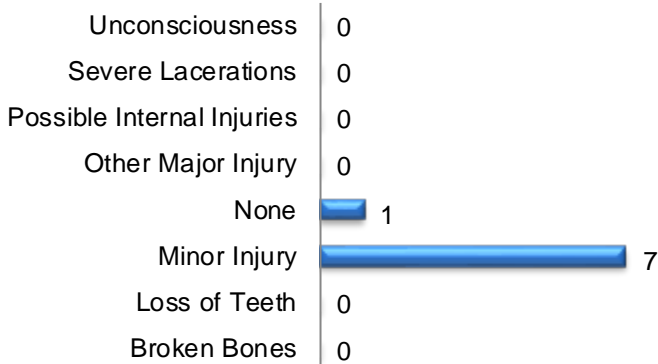
Drug Offenses by Type

No Drug Offenses by Type Reported

Relationship of Victim to Offender



Domestic Violence Injuries



2024 Property Values by Type

| Type | Value |
|----------------------|----------|
| Seized | \$0 |
| Burned | \$0 |
| Counterfeited/Forged | \$0 |
| Destroyed/Damaged | \$500 |
| Recovered | \$0 |
| Stolen | \$29,324 |

2024 Washington NIBRS Submission Agencies

Clyde Hill PD

King County

Population: 3,100
Months Reported: 12

Offense Overview

Offense Total 98
of Cleared Offense 18
Percent Cleared 18.4%

Group A Arrest Overview

Arrest Total 8
Adult Arrest Total 8
Juvenile Arrest Total 0

| Group A Offenses | Reported 2023 | Reported 2024 | % of Change | Crime Rate per 1,000 | Total Arrests | DV Offense Totals |
|----------------------------------|---------------|---------------|--------------|----------------------|---------------|-------------------|
| Murder | 0 | 0 | | 0.0 | 0 | 0 |
| Manslaughter | 0 | 0 | | 0.0 | 0 | 0 |
| Rape | 0 | 0 | | 0.0 | 0 | 0 |
| Sodomy | 0 | 0 | | 0.0 | 0 | 0 |
| Sexual Assault w/Object | 0 | 0 | | 0.0 | 0 | 0 |
| Fondling | 1 | 0 | -100.0% | 0.0 | 0 | 0 |
| Aggravated Assault | 6 | 1 | -83.3% | 0.3 | 0 | 0 |
| Simple Assault | 5 | 12 | 140.0% | 3.9 | 5 | 8 |
| Intimidation | 2 | 0 | -100.0% | 0.0 | 0 | 0 |
| Kidnapping | 0 | 1 | | 0.3 | 0 | 1 |
| Incest | 0 | 0 | | 0.0 | 0 | 0 |
| Statutory Rape | 0 | 0 | | 0.0 | 0 | 0 |
| Human Trafficking Offenses | 0 | 0 | | 0.0 | 0 | 0 |
| Violation of No Contact/Protect. | 3 | 1 | -66.7% | 0.3 | 1 | 1 |
| Robbery | 0 | 1 | | 0.3 | 0 | 0 |
| Burglary | 6 | 8 | 33.3% | 2.6 | 1 | 0 |
| Larceny-Theft Offenses | 23 | 40 | 73.9% | 12.9 | 0 | 0 |
| Motor Vehicle Theft | 2 | 2 | 0.0% | 0.6 | 0 | 0 |
| Arson | 0 | 0 | | 0.0 | 0 | 0 |
| Destruction of Property | 17 | 26 | 52.9% | 8.4 | 0 | 0 |
| Counterfeiting/Forgery | 0 | 1 | | 0.3 | 0 | 0 |
| Fraud Offenses | 6 | 2 | -66.7% | 0.6 | 0 | 0 |
| Embezzlement | 0 | 0 | | 0.0 | 0 | 0 |
| Extortion/Blackmail | 0 | 0 | | 0.0 | 0 | 0 |
| Bribery | 0 | 0 | | 0.0 | 0 | 0 |
| Stolen Property Offenses | 2 | 3 | 50.0% | 1.0 | 1 | 0 |
| Animal Cruelty | 0 | 0 | | 0.0 | 0 | 0 |
| Drug/Narcotic Violations | 2 | 0 | -100.0% | 0.0 | 0 | 0 |
| Drug Equipment Violations | 0 | 0 | | 0.0 | 0 | 0 |
| Gambling Offenses | 0 | 0 | | 0.0 | 0 | 0 |
| Pornography | 1 | 0 | -100.0% | 0.0 | 0 | 0 |
| Prostitution Offenses | 0 | 0 | | 0.0 | 0 | 0 |
| Weapon Law Violations | 0 | 0 | | 0.0 | 0 | 0 |
| Grand Total | 76 | 98 | 28.9% | 31.6 | 8 | 10 |

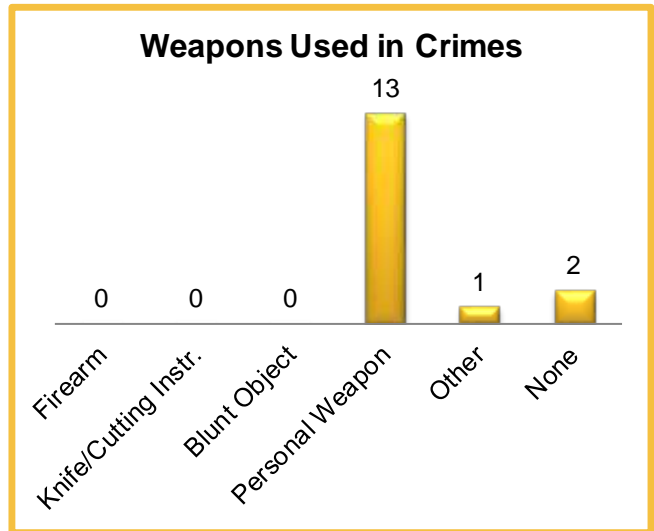
2024 Washington NIBRS Submission Agencies

Clyde Hill PD

Continued

2024 Group B Arrests

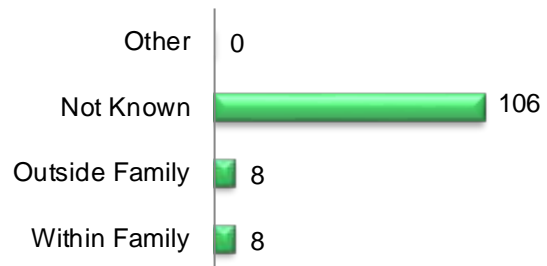
| Offense | Adult | Juvenile |
|-----------------------|----------|----------|
| Bad Checks | 0 | 0 |
| Curfew/Vagrancy | 0 | 0 |
| Disorderly Conduct | 0 | 0 |
| Drunkenness | 0 | 0 |
| DUI | 3 | 0 |
| Family Offenses | 0 | 0 |
| Liquor Law Violations | 0 | 0 |
| Peeping Tom | 0 | 0 |
| Trespass | 0 | 0 |
| All Other Offenses | 1 | 0 |
| Total | 4 | 0 |



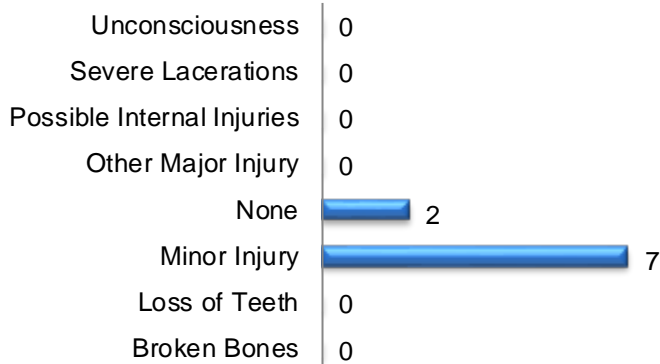
Drug Offenses by Type

No Drug Offenses by Type Reported

Relationship of Victim to Offender



Domestic Violence Injuries



2024 Property Values by Type

| Type | Value |
|----------------------|----------|
| Seized | \$0 |
| Burned | \$0 |
| Counterfeited/Forged | \$27,300 |
| Destroyed/Damaged | \$10,242 |
| Recovered | \$9,104 |
| Stolen | \$44,040 |

2024 Washington NIBRS Submission Agencies

Covington PD

King County

Population: 22,000
Months Reported: 12

Offense Overview

Offense Total 1,171
of Cleared Offense 451
Percent Cleared 38.5%

Group A Arrest Overview

Arrest Total 378
Adult Arrest Total 340
Juvenile Arrest Total 38

| Group A Offenses | Reported 2023 | Reported 2024 | % of Change | Crime Rate per 1,000 | Total Arrests | DV Offense Totals |
|----------------------------------|---------------|---------------|--------------|----------------------|---------------|-------------------|
| Murder | 0 | 1 | | 0.0 | 0 | 0 |
| Manslaughter | 0 | 0 | | 0.0 | 0 | 0 |
| Rape | 8 | 8 | 0.0% | 0.4 | 3 | 3 |
| Sodomy | 0 | 0 | | 0.0 | 0 | 0 |
| Sexual Assault w/Object | 0 | 0 | | 0.0 | 0 | 0 |
| Fondling | 2 | 2 | 0.0% | 0.1 | 1 | 0 |
| Aggravated Assault | 9 | 23 | 155.6% | 1.0 | 17 | 8 |
| Simple Assault | 81 | 126 | 55.6% | 5.7 | 64 | 58 |
| Intimidation | 31 | 23 | -25.8% | 1.0 | 5 | 2 |
| Kidnapping | 0 | 1 | | 0.0 | 0 | 0 |
| Incest | 0 | 0 | | 0.0 | 0 | 0 |
| Statutory Rape | 0 | 0 | | 0.0 | 0 | 0 |
| Human Trafficking Offenses | 0 | 0 | | 0.0 | 0 | 0 |
| Violation of No Contact/Protect. | 47 | 34 | -27.7% | 1.5 | 29 | 31 |
| Robbery | 18 | 13 | -27.8% | 0.6 | 3 | 0 |
| Burglary | 109 | 57 | -47.7% | 2.6 | 9 | 1 |
| Larceny-Theft Offenses | 512 | 518 | 1.2% | 23.5 | 188 | 4 |
| Motor Vehicle Theft | 123 | 96 | -22.0% | 4.4 | 5 | 0 |
| Arson | 3 | 2 | -33.3% | 0.1 | 1 | 0 |
| Destruction of Property | 118 | 125 | 5.9% | 5.7 | 13 | 8 |
| Counterfeiting/Forgery | 7 | 7 | 0.0% | 0.3 | 2 | 0 |
| Fraud Offenses | 59 | 72 | 22.0% | 3.3 | 5 | 1 |
| Embezzlement | 0 | 0 | | 0.0 | 0 | 0 |
| Extortion/Blackmail | 1 | 2 | 100.0% | 0.1 | 0 | 0 |
| Bribery | 0 | 0 | | 0.0 | 0 | 0 |
| Stolen Property Offenses | 24 | 24 | 0.0% | 1.1 | 15 | 0 |
| Animal Cruelty | 0 | 2 | | 0.1 | 0 | 0 |
| Drug/Narcotic Violations | 13 | 25 | 92.3% | 1.1 | 11 | 0 |
| Drug Equipment Violations | 0 | 0 | | 0.0 | 0 | 0 |
| Gambling Offenses | 0 | 0 | | 0.0 | 0 | 0 |
| Pornography | 3 | 2 | -33.3% | 0.1 | 1 | 0 |
| Prostitution Offenses | 0 | 0 | | 0.0 | 0 | 0 |
| Weapon Law Violations | 16 | 8 | -50.0% | 0.4 | 6 | 0 |
| Grand Total | 1,184 | 1,171 | -1.1% | 53.2 | 378 | 116 |

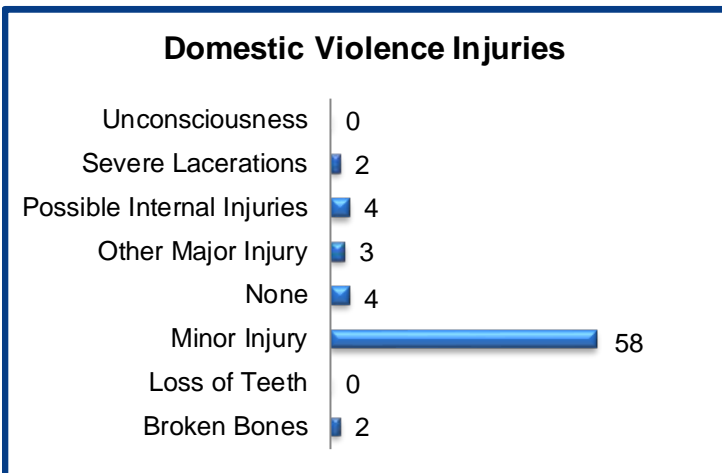
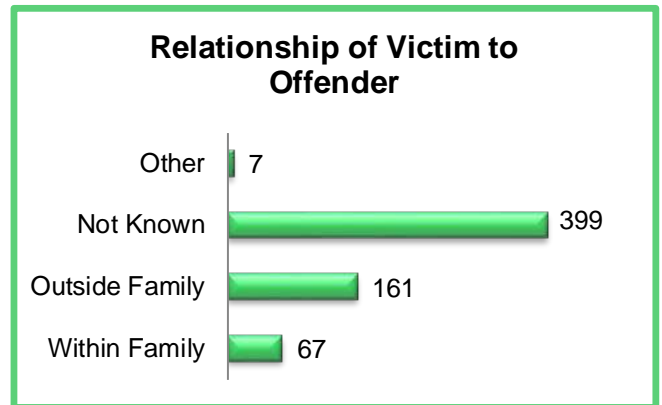
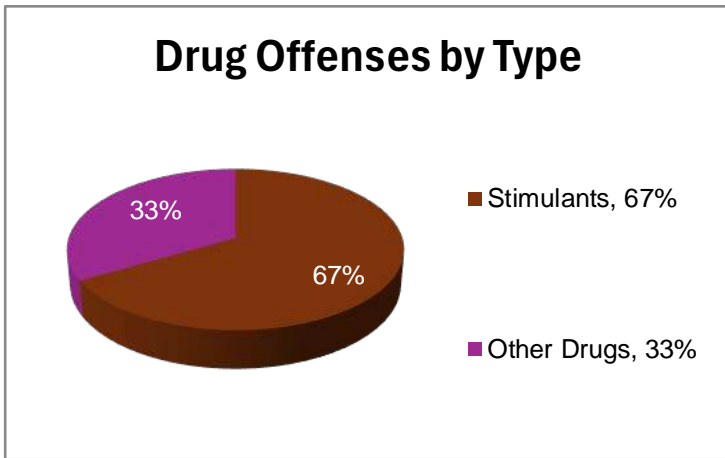
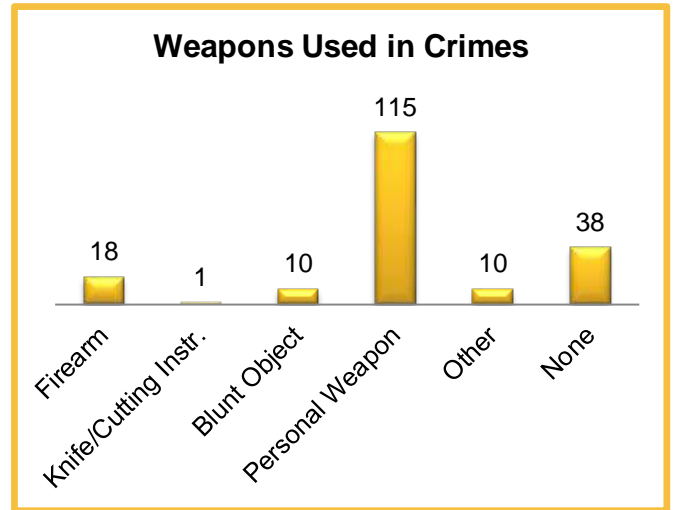
2024 Washington NIBRS Submission Agencies

Covington PD

Continued

2024 Group B Arrests

| Offense | Adult | Juvenile |
|-----------------------|-----------|----------|
| Bad Checks | 0 | 0 |
| Curfew/Vagrancy | 0 | 0 |
| Disorderly Conduct | 0 | 0 |
| Drunkenness | 0 | 0 |
| DUI | 9 | 0 |
| Family Offenses | 0 | 0 |
| Liquor Law Violations | 0 | 0 |
| Peeping Tom | 0 | 0 |
| Trespass | 6 | 2 |
| All Other Offenses | 56 | 1 |
| Total | 71 | 3 |



2024 Property Values by Type

| Type | Value |
|----------------------|-----------|
| Seized | \$0 |
| Burned | \$0 |
| Counterfeited/Forged | \$4,400 |
| Destroyed/Damaged | \$99,986 |
| Recovered | \$20,280 |
| Stolen | \$656,783 |

2024 Washington NIBRS Submission Agencies

Des Moines PD

King County

Population: 33,400
Months Reported: 12

Offense Overview

Offense Total 2,037
of Cleared Offense 536
Percent Cleared 26.3%

Group A Arrest Overview

Arrest Total 459
Adult Arrest Total 429
Juvenile Arrest Total 30

| Group A Offenses | Reported 2023 | Reported 2024 | % of Change | Crime Rate per 1,000 | Total Arrests | DV Offense Totals |
|----------------------------------|---------------|---------------|---------------|----------------------|---------------|-------------------|
| Murder | 1 | 1 | 0.0% | 0.0 | 2 | 0 |
| Manslaughter | 1 | 0 | -100.0% | 0.0 | 0 | 0 |
| Rape | 13 | 8 | -38.5% | 0.2 | 1 | 3 |
| Sodomy | 0 | 1 | | 0.0 | 0 | 0 |
| Sexual Assault w/Object | 0 | 0 | | 0.0 | 0 | 0 |
| Fondling | 8 | 5 | -37.5% | 0.1 | 0 | 3 |
| Aggravated Assault | 53 | 52 | -1.9% | 1.6 | 17 | 18 |
| Simple Assault | 200 | 295 | 47.5% | 8.8 | 184 | 169 |
| Intimidation | 62 | 48 | -22.6% | 1.4 | 9 | 8 |
| Kidnapping | 5 | 3 | -40.0% | 0.1 | 2 | 2 |
| Incest | 0 | 0 | | 0.0 | 0 | 0 |
| Statutory Rape | 0 | 0 | | 0.0 | 0 | 0 |
| Human Trafficking Offenses | 0 | 0 | | 0.0 | 0 | 0 |
| Violation of No Contact/Protect. | 98 | 99 | 1.0% | 3.0 | 54 | 72 |
| Robbery | 38 | 34 | -10.5% | 1.0 | 14 | 1 |
| Burglary | 130 | 72 | -44.6% | 2.2 | 14 | 8 |
| Larceny-Theft Offenses | 603 | 623 | 3.3% | 18.7 | 47 | 2 |
| Motor Vehicle Theft | 425 | 227 | -46.6% | 6.8 | 10 | 4 |
| Arson | 3 | 5 | 66.7% | 0.1 | 1 | 0 |
| Destruction of Property | 419 | 311 | -25.8% | 9.3 | 19 | 15 |
| Counterfeiting/Forgery | 10 | 4 | -60.0% | 0.1 | 1 | 0 |
| Fraud Offenses | 88 | 101 | 14.8% | 3.0 | 3 | 0 |
| Embezzlement | 0 | 0 | | 0.0 | 0 | 0 |
| Extortion/Blackmail | 2 | 1 | -50.0% | 0.0 | 0 | 0 |
| Bribery | 0 | 0 | | 0.0 | 0 | 0 |
| Stolen Property Offenses | 82 | 81 | -1.2% | 2.4 | 40 | 2 |
| Animal Cruelty | 1 | 0 | -100.0% | 0.0 | 0 | 0 |
| Drug/Narcotic Violations | 12 | 36 | 200.0% | 1.1 | 28 | 0 |
| Drug Equipment Violations | 0 | 5 | | 0.1 | 4 | 0 |
| Gambling Offenses | 0 | 0 | | 0.0 | 0 | 0 |
| Pornography | 2 | 1 | -50.0% | 0.0 | 0 | 0 |
| Prostitution Offenses | 0 | 3 | | 0.1 | 0 | 0 |
| Weapon Law Violations | 32 | 21 | -34.4% | 0.6 | 9 | 0 |
| Grand Total | 2,288 | 2,037 | -11.0% | 61.0 | 459 | 307 |

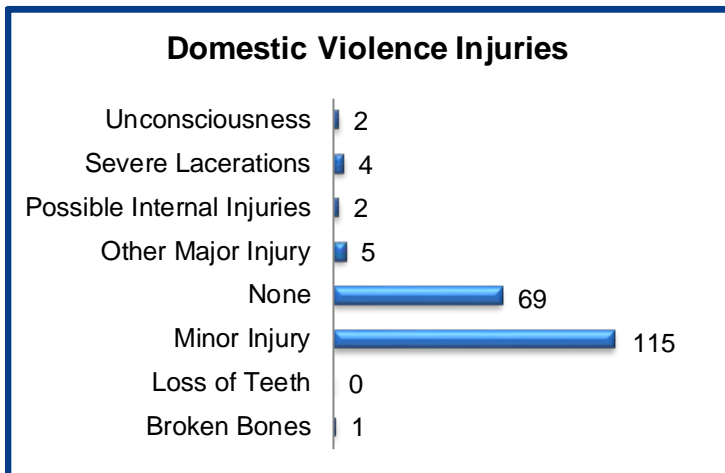
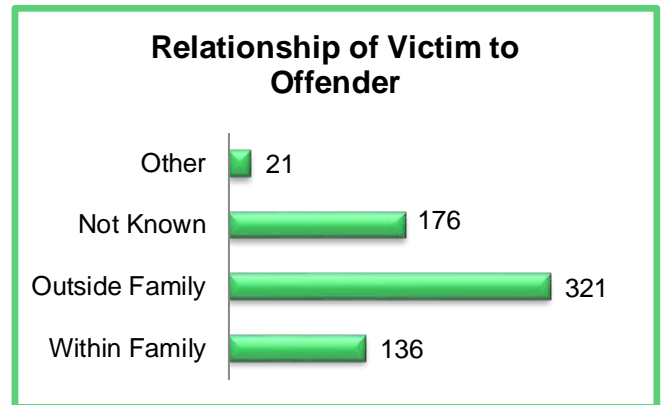
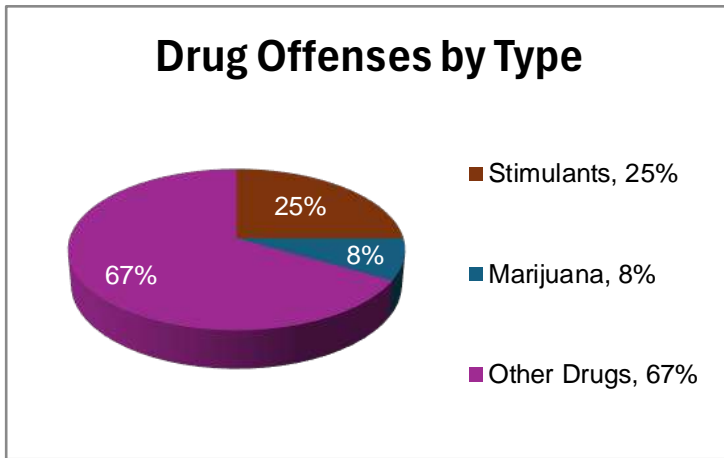
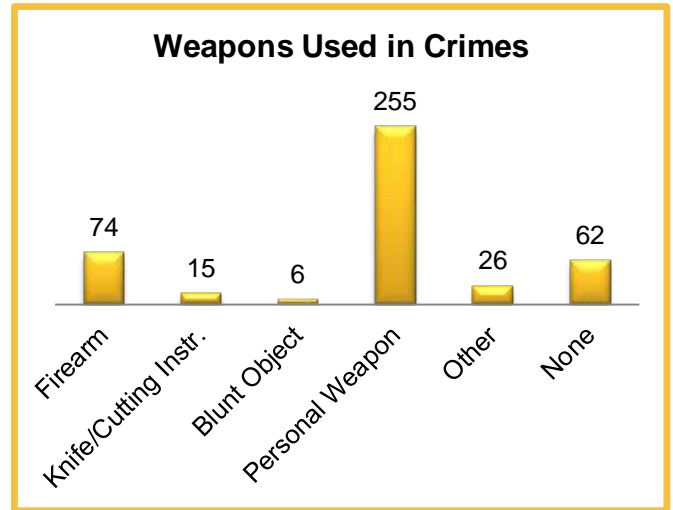
2024 Washington NIBRS Submission Agencies

Des Moines PD

Continued

2024 Group B Arrests

| Offense | Adult | Juvenile |
|-----------------------|------------|----------|
| Bad Checks | 0 | 0 |
| Curfew/Vagrancy | 0 | 0 |
| Disorderly Conduct | 6 | 0 |
| Drunkenness | 0 | 0 |
| DUI | 51 | 0 |
| Family Offenses | 0 | 0 |
| Liquor Law Violations | 1 | 1 |
| Peeping Tom | 0 | 0 |
| Trespass | 26 | 0 |
| All Other Offenses | 38 | 3 |
| Total | 122 | 4 |



2024 Property Values by Type

| Type | Value |
|----------------------|-------------|
| Seized | \$0 |
| Burned | \$323,000 |
| Counterfeited/Forged | \$200 |
| Destroyed/Damaged | \$743,922 |
| Recovered | \$616,943 |
| Stolen | \$3,021,331 |

2024 Washington NIBRS Submission Agencies

Enumclaw PD

King County

Population: 13,350
Months Reported: 12

Offense Overview

Offense Total 457
of Cleared Offense 98
Percent Cleared 21.4%

Group A Arrest Overview

Arrest Total 78
Adult Arrest Total 70
Juvenile Arrest Total 8

| Group A Offenses | Reported 2023 | Reported 2024 | % of Change | Crime Rate per 1,000 | Total Arrests | DV Offense Totals |
|----------------------------------|---------------|---------------|---------------|----------------------|---------------|-------------------|
| Murder | 0 | 0 | | 0.0 | 0 | 0 |
| Manslaughter | 0 | 0 | | 0.0 | 0 | 0 |
| Rape | 2 | 2 | 0.0% | 0.1 | 0 | 1 |
| Sodomy | 0 | 0 | | 0.0 | 0 | 0 |
| Sexual Assault w/Object | 0 | 0 | | 0.0 | 0 | 0 |
| Fondling | 0 | 0 | | 0.0 | 0 | 0 |
| Aggravated Assault | 9 | 3 | -66.7% | 0.2 | 2 | 3 |
| Simple Assault | 65 | 62 | -4.6% | 4.6 | 22 | 24 |
| Intimidation | 2 | 9 | 350.0% | 0.7 | 0 | 0 |
| Kidnapping | 1 | 0 | -100.0% | 0.0 | 0 | 0 |
| Incest | 0 | 1 | | 0.1 | 1 | 1 |
| Statutory Rape | 0 | 0 | | 0.0 | 0 | 0 |
| Human Trafficking Offenses | 0 | 0 | | 0.0 | 0 | 0 |
| Violation of No Contact/Protect. | 34 | 33 | -2.9% | 2.5 | 10 | 28 |
| Robbery | 1 | 3 | 200.0% | 0.2 | 3 | 0 |
| Burglary | 24 | 15 | -37.5% | 1.1 | 0 | 0 |
| Larceny-Theft Offenses | 187 | 139 | -25.7% | 10.4 | 19 | 1 |
| Motor Vehicle Theft | 60 | 29 | -51.7% | 2.2 | 0 | 2 |
| Arson | 0 | 2 | | 0.1 | 0 | 0 |
| Destruction of Property | 138 | 105 | -23.9% | 7.9 | 7 | 4 |
| Counterfeiting/Forgery | 2 | 4 | 100.0% | 0.3 | 0 | 0 |
| Fraud Offenses | 31 | 28 | -9.7% | 2.1 | 0 | 0 |
| Embezzlement | 0 | 0 | | 0.0 | 0 | 0 |
| Extortion/Blackmail | 0 | 0 | | 0.0 | 0 | 0 |
| Bribery | 0 | 0 | | 0.0 | 0 | 0 |
| Stolen Property Offenses | 1 | 2 | 100.0% | 0.1 | 1 | 1 |
| Animal Cruelty | 0 | 0 | | 0.0 | 0 | 0 |
| Drug/Narcotic Violations | 6 | 13 | 116.7% | 1.0 | 9 | 0 |
| Drug Equipment Violations | 0 | 2 | | 0.1 | 1 | 0 |
| Gambling Offenses | 0 | 0 | | 0.0 | 0 | 0 |
| Pornography | 0 | 0 | | 0.0 | 0 | 0 |
| Prostitution Offenses | 0 | 0 | | 0.0 | 0 | 0 |
| Weapon Law Violations | 5 | 5 | 0.0% | 0.4 | 3 | 0 |
| Grand Total | 568 | 457 | -19.5% | 34.2 | 78 | 65 |

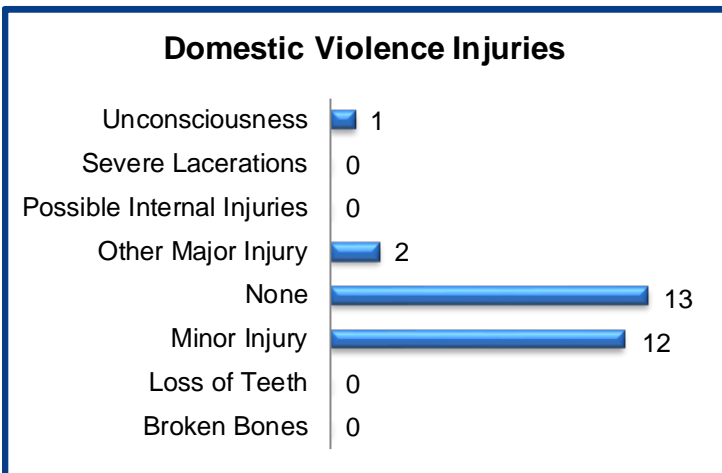
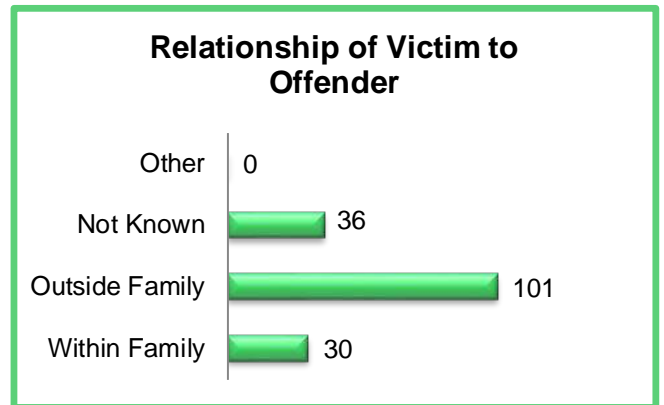
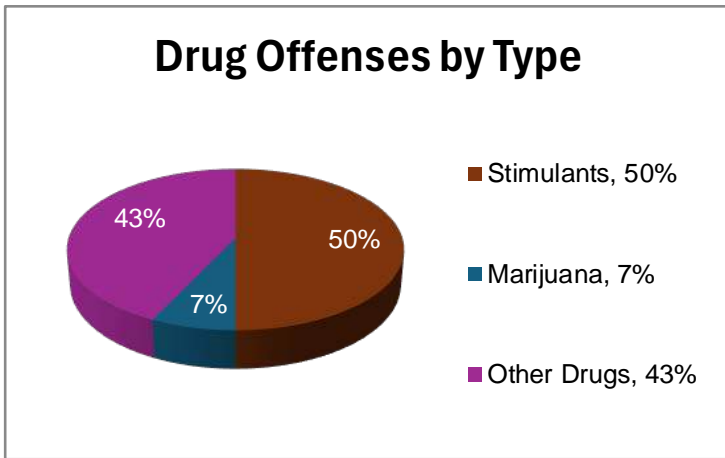
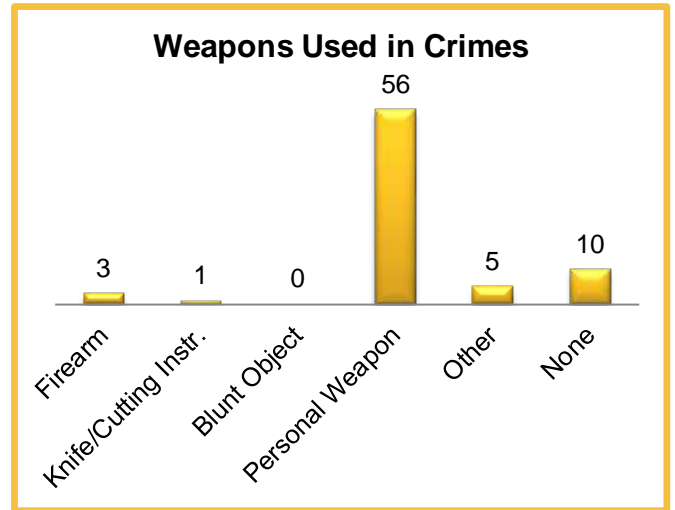
2024 Washington NIBRS Submission Agencies

Enumclaw PD

Continued

2024 Group B Arrests

| Offense | Adult | Juvenile |
|-----------------------|------------|----------|
| Bad Checks | 0 | 0 |
| Curfew/Vagrancy | 0 | 0 |
| Disorderly Conduct | 3 | 0 |
| Drunkenness | 0 | 0 |
| DUI | 42 | 0 |
| Family Offenses | 0 | 0 |
| Liquor Law Violations | 1 | 0 |
| Peeping Tom | 0 | 0 |
| Trespass | 8 | 0 |
| All Other Offenses | 183 | 2 |
| Total | 237 | 2 |



2024 Property Values by Type

| Type | Value |
|----------------------|-----------|
| Seized | \$0 |
| Burned | \$8,500 |
| Counterfeited/Forged | \$205 |
| Destroyed/Damaged | \$108,167 |
| Recovered | \$224,068 |
| Stolen | \$685,466 |

2024 Washington NIBRS Submission Agencies

Federal Way PD

King County

Population: 102,500
Months Reported: 12

Offense Overview

Offense Total 8,261
of Cleared Offense 1,861
Percent Cleared 22.5%

Group A Arrest Overview

Arrest Total 1,668
Adult Arrest Total 1,507
Juvenile Arrest Total 161

| Group A Offenses | Reported 2023 | Reported 2024 | % of Change | Crime Rate per 1,000 | Total Arrests | DV Offense Totals |
|----------------------------------|---------------|---------------|---------------|----------------------|---------------|-------------------|
| Murder | 12 | 5 | -58.3% | 0.0 | 3 | 0 |
| Manslaughter | 0 | 0 | | 0.0 | 0 | 0 |
| Rape | 42 | 48 | 14.3% | 0.5 | 11 | 5 |
| Sodomy | 8 | 1 | -87.5% | 0.0 | 0 | 0 |
| Sexual Assault w/Object | 0 | 1 | | 0.0 | 0 | 0 |
| Fondling | 37 | 35 | -5.4% | 0.3 | 1 | 2 |
| Aggravated Assault | 345 | 340 | -1.4% | 3.3 | 126 | 126 |
| Simple Assault | 780 | 814 | 4.4% | 7.9 | 435 | 384 |
| Intimidation | 118 | 270 | 128.8% | 2.6 | 60 | 31 |
| Kidnapping | 12 | 31 | 158.3% | 0.3 | 18 | 8 |
| Incest | 3 | 3 | 0.0% | 0.0 | 3 | 1 |
| Statutory Rape | 4 | 2 | -50.0% | 0.0 | 1 | 1 |
| Human Trafficking Offenses | 0 | 0 | | 0.0 | 0 | 0 |
| Violation of No Contact/Protect. | 342 | 388 | 13.5% | 3.8 | 187 | 243 |
| Robbery | 239 | 147 | -38.5% | 1.4 | 23 | 0 |
| Burglary | 606 | 542 | -10.6% | 5.3 | 23 | 11 |
| Larceny-Theft Offenses | 2,426 | 2,633 | 8.5% | 25.7 | 384 | 3 |
| Motor Vehicle Theft | 2,293 | 1,099 | -52.1% | 10.7 | 13 | 0 |
| Arson | 31 | 25 | -19.4% | 0.2 | 1 | 0 |
| Destruction of Property | 1,149 | 943 | -17.9% | 9.2 | 74 | 21 |
| Counterfeiting/Forgery | 32 | 35 | 9.4% | 0.3 | 6 | 0 |
| Fraud Offenses | 351 | 319 | -9.1% | 3.1 | 0 | 0 |
| Embezzlement | 1 | 1 | 0.0% | 0.0 | 0 | 0 |
| Extortion/Blackmail | 8 | 10 | 25.0% | 0.1 | 0 | 0 |
| Bribery | 0 | 0 | | 0.0 | 0 | 0 |
| Stolen Property Offenses | 96 | 84 | -12.5% | 0.8 | 25 | 0 |
| Animal Cruelty | 30 | 32 | 6.7% | 0.3 | 4 | 0 |
| Drug/Narcotic Violations | 51 | 200 | 292.2% | 2.0 | 197 | 0 |
| Drug Equipment Violations | 3 | 41 | 1266.7% | 0.4 | 10 | 0 |
| Gambling Offenses | 0 | 0 | | 0.0 | 0 | 0 |
| Pornography | 18 | 33 | 83.3% | 0.3 | 6 | 0 |
| Prostitution Offenses | 1 | 0 | -100.0% | 0.0 | 0 | 0 |
| Weapon Law Violations | 227 | 179 | -21.1% | 1.7 | 57 | 0 |
| Grand Total | 9,265 | 8,261 | -10.8% | 80.6 | 1,668 | 836 |

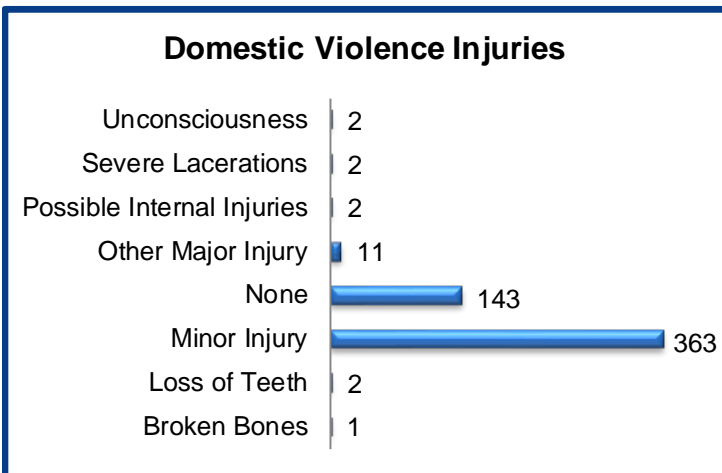
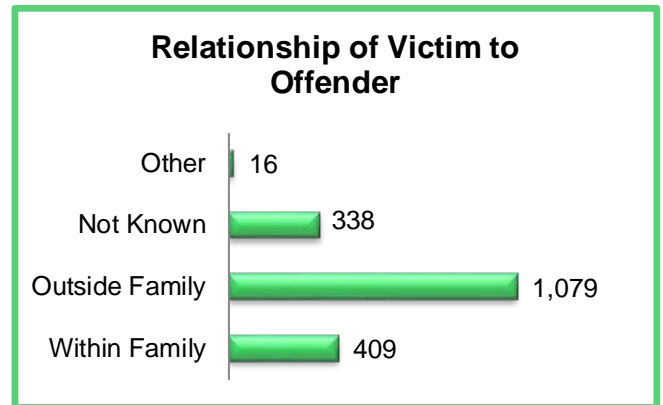
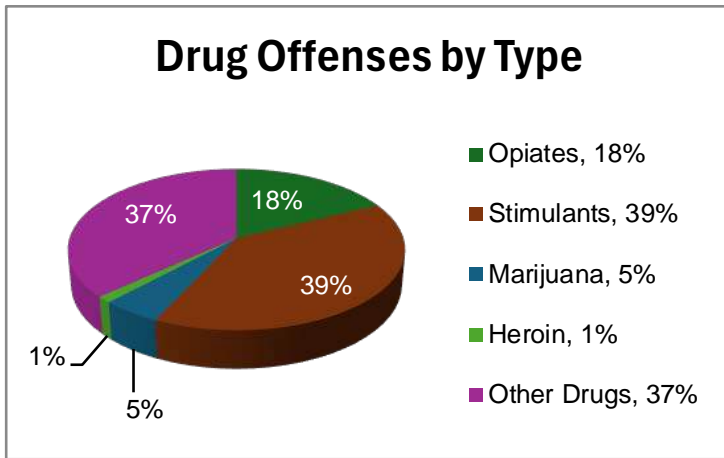
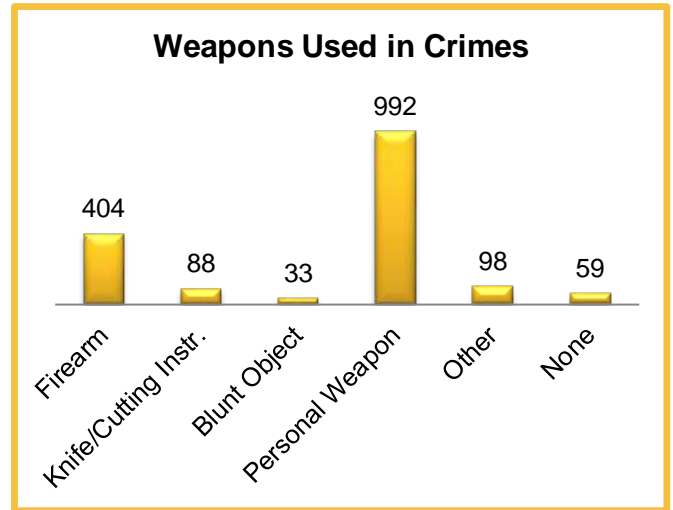
2024 Washington NIBRS Submission Agencies

Federal Way PD

Continued

2024 Group B Arrests

| Offense | Adult | Juvenile |
|-----------------------|------------|-----------|
| Bad Checks | 0 | 0 |
| Curfew/Vagrancy | 0 | 0 |
| Disorderly Conduct | 42 | 1 |
| Drunkenness | 0 | 0 |
| DUI | 186 | 1 |
| Family Offenses | 2 | 0 |
| Liquor Law Violations | 0 | 0 |
| Peeping Tom | 0 | 0 |
| Trespass | 100 | 3 |
| All Other Offenses | 463 | 13 |
| Total | 793 | 18 |



2024 Property Values by Type

| Type | Value |
|----------------------|--------------|
| Seized | \$22 |
| Burned | \$54,352 |
| Counterfeited/Forged | \$35,223 |
| Destroyed/Damaged | \$2,292,506 |
| Recovered | \$6,638,744 |
| Stolen | \$18,306,597 |

2024 Washington NIBRS Submission Agencies

Issaquah PD

King County

Population: 41,500
Months Reported: 11

Offense Overview

Offense Total 2,230
of Cleared Offense 388
Percent Cleared 17.4%

Group A Arrest Overview

Arrest Total 337
Adult Arrest Total 327
Juvenile Arrest Total 10

| Group A Offenses | Reported 2023 | Reported 2024 | % of Change* | Crime Rate per 1,000 | Total Arrests | DV Offense Totals |
|----------------------------------|---------------|---------------|--------------|----------------------|---------------|-------------------|
| Murder | 1 | 0 | | 0.0 | 0 | 0 |
| Manslaughter | 0 | 0 | | 0.0 | 0 | 0 |
| Rape | 9 | 4 | | 0.1 | 1 | 1 |
| Sodomy | 0 | 0 | | 0.0 | 0 | 0 |
| Sexual Assault w/Object | 1 | 1 | | 0.0 | 0 | 0 |
| Fondling | 0 | 7 | | 0.2 | 1 | 3 |
| Aggravated Assault | 18 | 8 | | 0.2 | 5 | 3 |
| Simple Assault | 164 | 142 | | 3.4 | 70 | 64 |
| Intimidation | 28 | 21 | | 0.5 | 0 | 4 |
| Kidnapping | 3 | 0 | | 0.0 | 0 | 0 |
| Incest | 0 | 0 | | 0.0 | 0 | 0 |
| Statutory Rape | 1 | 0 | | 0.0 | 0 | 0 |
| Human Trafficking Offenses | 0 | 0 | | 0.0 | 0 | 0 |
| Violation of No Contact/Protect. | 38 | 33 | | 0.8 | 12 | 23 |
| Robbery | 16 | 12 | | 0.3 | 2 | 0 |
| Burglary | 97 | 90 | | 2.2 | 3 | 3 |
| Larceny-Theft Offenses | 1,253 | 968 | | 23.3 | 197 | 2 |
| Motor Vehicle Theft | 138 | 94 | | 2.3 | 0 | 0 |
| Arson | 4 | 1 | | 0.0 | 0 | 0 |
| Destruction of Property | 532 | 600 | | 14.5 | 13 | 10 |
| Counterfeiting/Forgery | 7 | 6 | | 0.1 | 2 | 0 |
| Fraud Offenses | 198 | 159 | | 3.8 | 2 | 0 |
| Embezzlement | 1 | 3 | | 0.1 | 0 | 0 |
| Extortion/Blackmail | 0 | 3 | | 0.1 | 0 | 0 |
| Bribery | 2 | 3 | | 0.1 | 0 | 0 |
| Stolen Property Offenses | 5 | 16 | | 0.4 | 7 | 0 |
| Animal Cruelty | 1 | 0 | | 0.0 | 0 | 0 |
| Drug/Narcotic Violations | 47 | 41 | | 1.0 | 18 | 0 |
| Drug Equipment Violations | 8 | 8 | | 0.2 | 0 | 0 |
| Gambling Offenses | 0 | 0 | | 0.0 | 0 | 0 |
| Pornography | 3 | 0 | | 0.0 | 0 | 0 |
| Prostitution Offenses | 0 | 0 | | 0.0 | 0 | 0 |
| Weapon Law Violations | 15 | 10 | | 0.2 | 4 | 0 |
| Grand Total | 2,590 | 2,230 | | 53.7 | 337 | 113 |

* Please see #10 in the NIBRS Individual Agency Page Table Legend.

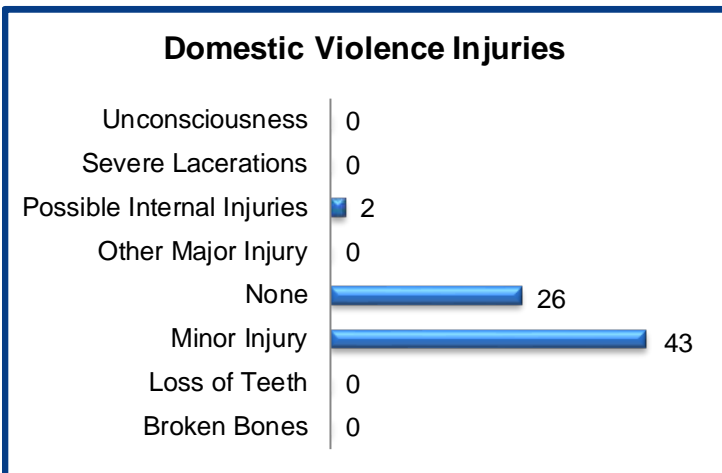
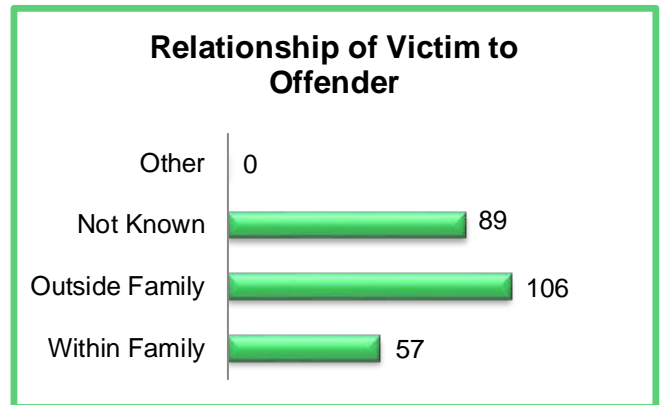
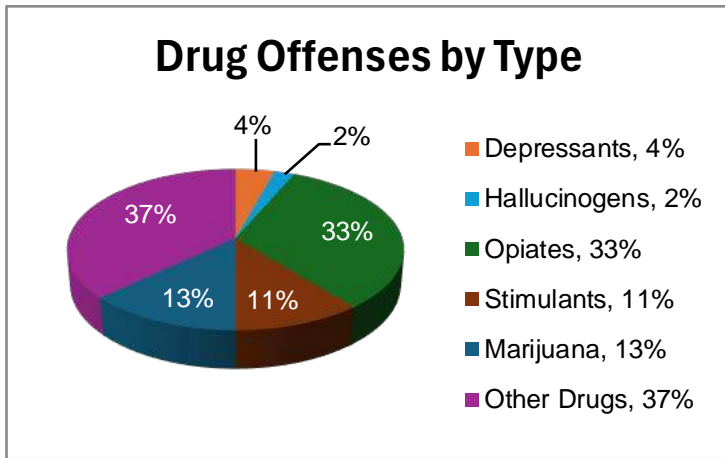
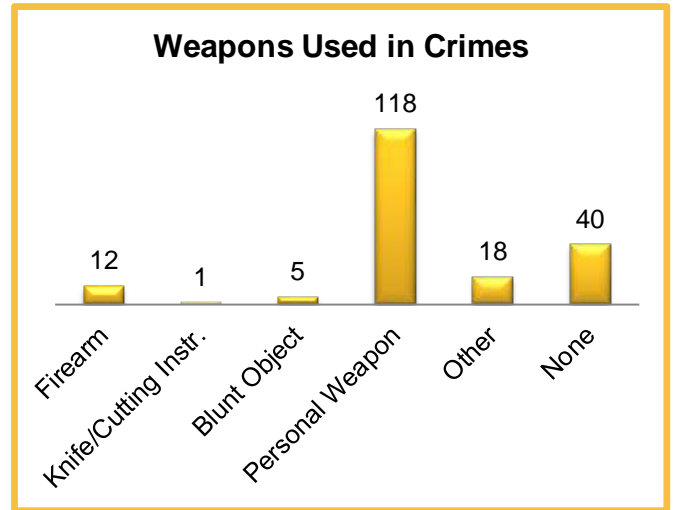
2024 Washington NIBRS Submission Agencies

Issaquah PD

Continued

2024 Group B Arrests

| Offense | Adult | Juvenile |
|-----------------------|------------|----------|
| Bad Checks | 0 | 0 |
| Curfew/Vagrancy | 0 | 0 |
| Disorderly Conduct | 13 | 0 |
| Drunkenness | 0 | 0 |
| DUI | 65 | 0 |
| Family Offenses | 0 | 0 |
| Liquor Law Violations | 0 | 0 |
| Peeping Tom | 0 | 0 |
| Trespass | 19 | 0 |
| All Other Offenses | 63 | 4 |
| Total | 160 | 4 |



2024 Property Values by Type

| Type | Value |
|----------------------|-------------|
| Seized | \$4,310 |
| Burned | \$5,500 |
| Counterfeited/Forged | \$500 |
| Destroyed/Damaged | \$745,065 |
| Recovered | \$831,696 |
| Stolen | \$4,724,964 |

2024 Washington NIBRS Submission Agencies

Kenmore PD

King County

Population: 24,350
Months Reported: 12

Offense Overview

Offense Total 463
of Cleared Offense 85
Percent Cleared 18.4%

Group A Arrest Overview

Arrest Total 67
Adult Arrest Total 57
Juvenile Arrest Total 10

| Group A Offenses | Reported 2023 | Reported 2024 | % of Change | Crime Rate per 1,000 | Total Arrests | DV Offense Totals |
|----------------------------------|---------------|---------------|--------------|----------------------|---------------|-------------------|
| Murder | 0 | 1 | | 0.0 | 0 | 1 |
| Manslaughter | 0 | 0 | | 0.0 | 0 | 0 |
| Rape | 5 | 2 | -60.0% | 0.1 | 0 | 1 |
| Sodomy | 0 | 0 | | 0.0 | 0 | 0 |
| Sexual Assault w/Object | 0 | 0 | | 0.0 | 0 | 0 |
| Fondling | 0 | 1 | | 0.0 | 0 | 0 |
| Aggravated Assault | 12 | 4 | -66.7% | 0.2 | 4 | 1 |
| Simple Assault | 31 | 39 | 25.8% | 1.6 | 26 | 26 |
| Intimidation | 17 | 25 | 47.1% | 1.0 | 1 | 3 |
| Kidnapping | 1 | 0 | -100.0% | 0.0 | 0 | 0 |
| Incest | 0 | 0 | | 0.0 | 0 | 0 |
| Statutory Rape | 0 | 0 | | 0.0 | 0 | 0 |
| Human Trafficking Offenses | 0 | 0 | | 0.0 | 0 | 0 |
| Violation of No Contact/Protect. | 12 | 18 | 50.0% | 0.7 | 10 | 16 |
| Robbery | 2 | 9 | 350.0% | 0.4 | 1 | 0 |
| Burglary | 50 | 47 | -6.0% | 1.9 | 3 | 0 |
| Larceny-Theft Offenses | 165 | 128 | -22.4% | 5.3 | 8 | 0 |
| Motor Vehicle Theft | 60 | 63 | 5.0% | 2.6 | 2 | 0 |
| Arson | 1 | 3 | 200.0% | 0.1 | 0 | 1 |
| Destruction of Property | 81 | 75 | -7.4% | 3.1 | 10 | 9 |
| Counterfeiting/Forgery | 3 | 6 | 100.0% | 0.2 | 0 | 0 |
| Fraud Offenses | 38 | 33 | -13.2% | 1.4 | 1 | 0 |
| Embezzlement | 0 | 0 | | 0.0 | 0 | 0 |
| Extortion/Blackmail | 5 | 3 | -40.0% | 0.1 | 0 | 0 |
| Bribery | 0 | 0 | | 0.0 | 0 | 0 |
| Stolen Property Offenses | 5 | 2 | -60.0% | 0.1 | 0 | 0 |
| Animal Cruelty | 0 | 0 | | 0.0 | 0 | 0 |
| Drug/Narcotic Violations | 1 | 0 | -100.0% | 0.0 | 1 | 0 |
| Drug Equipment Violations | 0 | 0 | | 0.0 | 0 | 0 |
| Gambling Offenses | 0 | 0 | | 0.0 | 0 | 0 |
| Pornography | 2 | 2 | 0.0% | 0.1 | 0 | 0 |
| Prostitution Offenses | 2 | 0 | -100.0% | 0.0 | 0 | 0 |
| Weapon Law Violations | 2 | 2 | 0.0% | 0.1 | 0 | 0 |
| Grand Total | 495 | 463 | -6.5% | 19.0 | 67 | 58 |

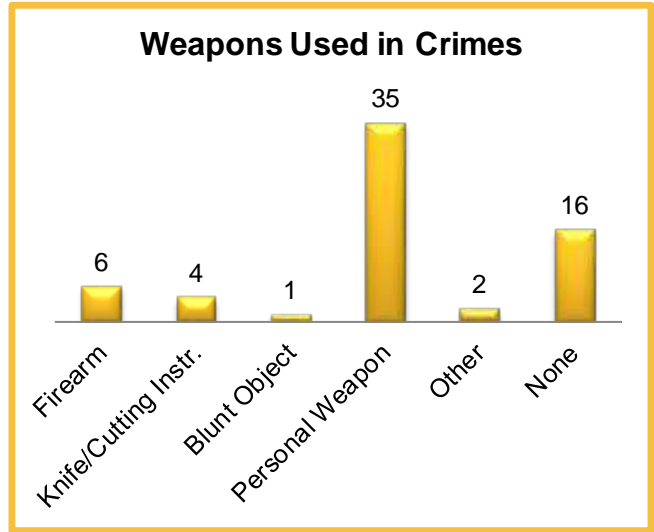
2024 Washington NIBRS Submission Agencies

Kenmore PD

Continued

2024 Group B Arrests

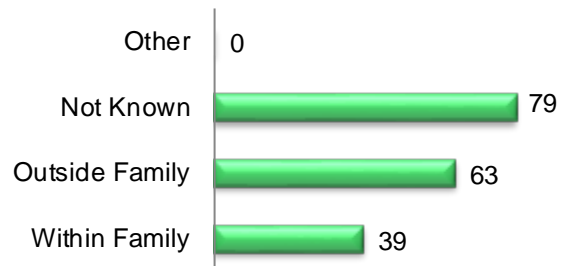
| Offense | Adult | Juvenile |
|-----------------------|-----------|----------|
| Bad Checks | 0 | 0 |
| Curfew/Vagrancy | 0 | 0 |
| Disorderly Conduct | 1 | 0 |
| Drunkenness | 0 | 0 |
| DUI | 12 | 1 |
| Family Offenses | 0 | 0 |
| Liquor Law Violations | 0 | 0 |
| Peeping Tom | 0 | 0 |
| Trespass | 3 | 0 |
| All Other Offenses | 16 | 0 |
| Total | 32 | 1 |



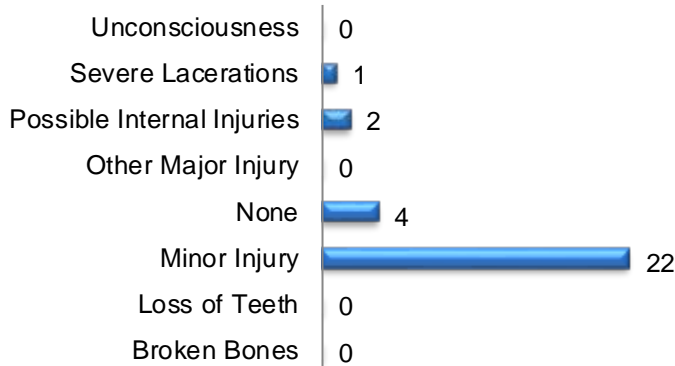
Drug Offenses by Type

No Drug Offenses by Type Reported

Relationship of Victim to Offender



Domestic Violence Injuries



2024 Property Values by Type

| Type | Value |
|----------------------|-----------|
| Seized | \$0 |
| Burned | \$10 |
| Counterfeited/Forged | \$0 |
| Destroyed/Damaged | \$32,247 |
| Recovered | \$14,820 |
| Stolen | \$369,883 |

2024 Washington NIBRS Submission Agencies

Kent PD

King County

Population: 140,400
Months Reported: 12

Offense Overview

Offense Total 12,378
of Cleared Offense 2,653
Percent Cleared 21.4%

Group A Arrest Overview

Arrest Total 1,943
Adult Arrest Total 1,845
Juvenile Arrest Total 98

| Group A Offenses | Reported 2023 | Reported 2024 | % of Change | Crime Rate per 1,000 | Total Arrests | DV Offense Totals |
|----------------------------------|---------------|---------------|---------------|----------------------|---------------|-------------------|
| Murder | 18 | 7 | -61.1% | 0.0 | 1 | 0 |
| Manslaughter | 0 | 0 | | 0.0 | 0 | 0 |
| Rape | 78 | 78 | 0.0% | 0.6 | 10 | 26 |
| Sodomy | 17 | 7 | -58.8% | 0.0 | 0 | 0 |
| Sexual Assault w/Object | 3 | 1 | -66.7% | 0.0 | 0 | 0 |
| Fondling | 72 | 51 | -29.2% | 0.4 | 2 | 28 |
| Aggravated Assault | 393 | 376 | -4.3% | 2.7 | 81 | 79 |
| Simple Assault | 1,750 | 1,805 | 3.1% | 12.9 | 479 | 1,145 |
| Intimidation | 426 | 441 | 3.5% | 3.1 | 30 | 120 |
| Kidnapping | 42 | 48 | 14.3% | 0.3 | 14 | 16 |
| Incest | 2 | 0 | -100.0% | 0.0 | 0 | 0 |
| Statutory Rape | 18 | 21 | 16.7% | 0.1 | 0 | 6 |
| Human Trafficking Offenses | 3 | 4 | 33.3% | 0.0 | 0 | 1 |
| Violation of No Contact/Protect. | 472 | 479 | 1.5% | 3.4 | 281 | 418 |
| Robbery | 260 | 193 | -25.8% | 1.4 | 49 | 3 |
| Burglary | 1,155 | 746 | -35.4% | 5.3 | 37 | 20 |
| Larceny-Theft Offenses | 3,652 | 3,140 | -14.0% | 22.4 | 313 | 70 |
| Motor Vehicle Theft | 2,417 | 1,256 | -48.0% | 8.9 | 8 | 9 |
| Arson | 27 | 34 | 25.9% | 0.2 | 2 | 2 |
| Destruction of Property | 3,761 | 2,321 | -38.3% | 16.5 | 82 | 123 |
| Counterfeiting/Forgery | 33 | 28 | -15.2% | 0.2 | 6 | 0 |
| Fraud Offenses | 501 | 450 | -10.2% | 3.2 | 11 | 4 |
| Embezzlement | 17 | 13 | -23.5% | 0.1 | 0 | 0 |
| Extortion/Blackmail | 21 | 16 | -23.8% | 0.1 | 0 | 0 |
| Bribery | 0 | 0 | | 0.0 | 0 | 0 |
| Stolen Property Offenses | 203 | 181 | -10.8% | 1.3 | 77 | 2 |
| Animal Cruelty | 0 | 0 | | 0.0 | 0 | 0 |
| Drug/Narcotic Violations | 276 | 507 | 83.7% | 3.6 | 385 | 0 |
| Drug Equipment Violations | 1 | 0 | -100.0% | 0.0 | 0 | 0 |
| Gambling Offenses | 0 | 0 | | 0.0 | 0 | 0 |
| Pornography | 25 | 12 | -52.0% | 0.1 | 1 | 0 |
| Prostitution Offenses | 8 | 8 | 0.0% | 0.1 | 2 | 0 |
| Weapon Law Violations | 123 | 155 | 26.0% | 1.1 | 72 | 0 |
| Grand Total | 15,774 | 12,378 | -21.5% | 88.2 | 1,943 | 2,072 |

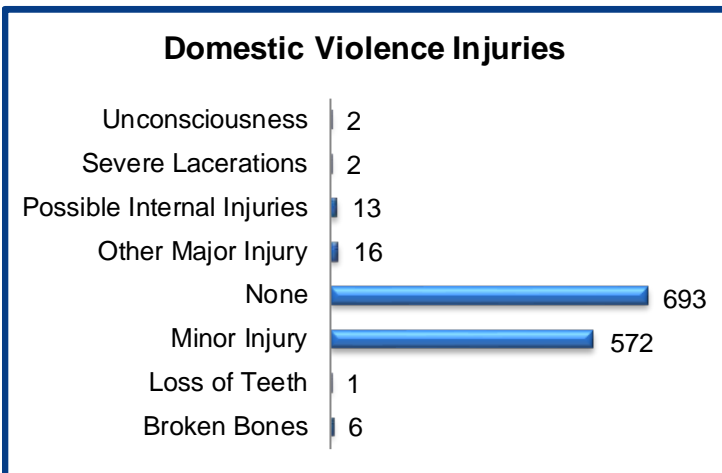
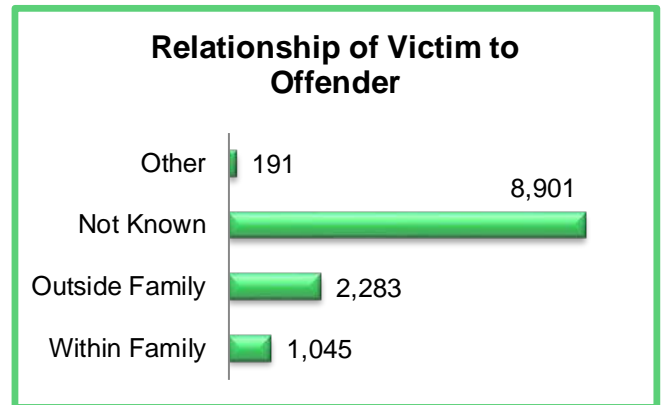
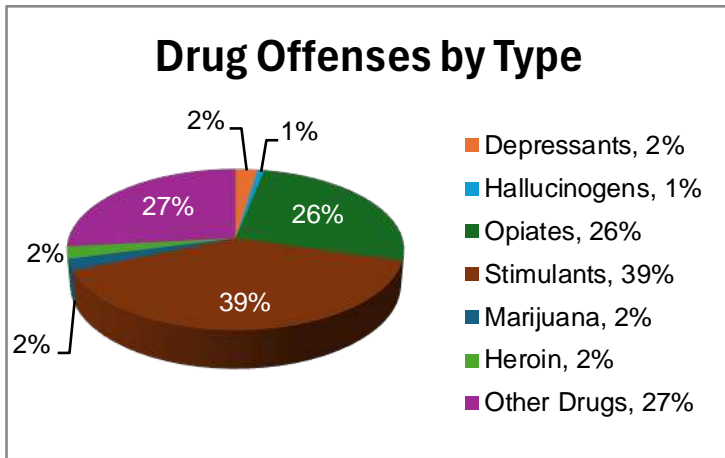
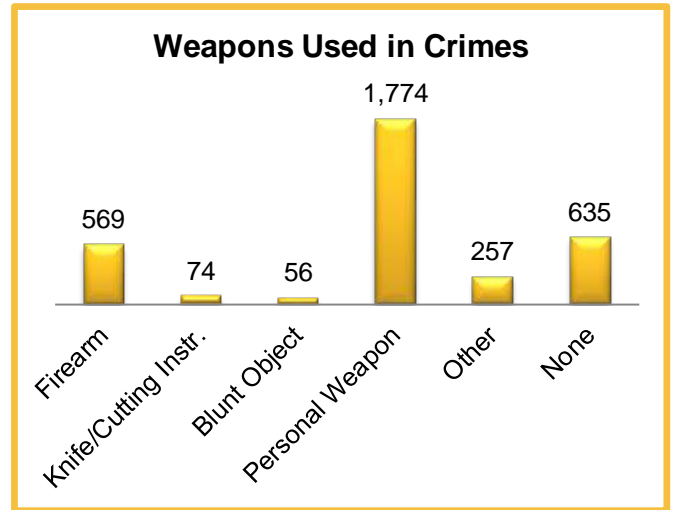
2024 Washington NIBRS Submission Agencies

Kent PD

Continued

2024 Group B Arrests

| Offense | Adult | Juvenile |
|-----------------------|--------------|-----------|
| Bad Checks | 1 | 0 |
| Curfew/Vagrancy | 0 | 0 |
| Disorderly Conduct | 19 | 0 |
| Drunkenness | 0 | 0 |
| DUI | 220 | 1 |
| Family Offenses | 14 | 0 |
| Liquor Law Violations | 0 | 0 |
| Peeping Tom | 0 | 0 |
| Trespass | 379 | 4 |
| All Other Offenses | 393 | 20 |
| Total | 1,026 | 25 |



2024 Property Values by Type

| Type | Value |
|----------------------|--------------|
| Seized | \$2,114 |
| Burned | \$306,010 |
| Counterfeited/Forged | \$14,092 |
| Destroyed/Damaged | \$5,004,071 |
| Recovered | \$10,420,553 |
| Stolen | \$28,588,305 |

2024 Washington NIBRS Submission Agencies

Kirkland PD

King County

Population: 96,710
Months Reported: 12

Offense Overview

Offense Total 3,985
of Cleared Offense 877
Percent Cleared 22.0%

Group A Arrest Overview

Arrest Total 771
Adult Arrest Total 709
Juvenile Arrest Total 62

| Group A Offenses | Reported 2023 | Reported 2024 | % of Change | Crime Rate per 1,000 | Total Arrests | DV Offense Totals |
|----------------------------------|---------------|---------------|--------------|----------------------|---------------|-------------------|
| Murder | 1 | 1 | 0.0% | 0.0 | 1 | 1 |
| Manslaughter | 1 | 0 | -100.0% | 0.0 | 1 | 0 |
| Rape | 22 | 12 | -45.5% | 0.1 | 5 | 4 |
| Sodomy | 14 | 1 | -92.9% | 0.0 | 0 | 0 |
| Sexual Assault w/Object | 0 | 0 | | 0.0 | 0 | 0 |
| Fondling | 4 | 5 | 25.0% | 0.1 | 2 | 1 |
| Aggravated Assault | 52 | 35 | -32.7% | 0.4 | 21 | 19 |
| Simple Assault | 332 | 302 | -9.0% | 3.1 | 195 | 147 |
| Intimidation | 107 | 62 | -42.1% | 0.6 | 28 | 25 |
| Kidnapping | 4 | 2 | -50.0% | 0.0 | 0 | 1 |
| Incest | 0 | 0 | | 0.0 | 0 | 0 |
| Statutory Rape | 1 | 1 | 0.0% | 0.0 | 0 | 0 |
| Human Trafficking Offenses | 0 | 0 | | 0.0 | 0 | 0 |
| Violation of No Contact/Protect. | 93 | 92 | -1.1% | 1.0 | 70 | 73 |
| Robbery | 21 | 9 | -57.1% | 0.1 | 5 | 0 |
| Burglary | 210 | 191 | -9.0% | 2.0 | 10 | 0 |
| Larceny-Theft Offenses | 1,708 | 1,875 | 9.8% | 19.4 | 231 | 8 |
| Motor Vehicle Theft | 241 | 208 | -13.7% | 2.2 | 19 | 0 |
| Arson | 1 | 2 | 100.0% | 0.0 | 1 | 0 |
| Destruction of Property | 731 | 681 | -6.8% | 7.0 | 32 | 15 |
| Counterfeiting/Forgery | 27 | 25 | -7.4% | 0.3 | 3 | 0 |
| Fraud Offenses | 296 | 213 | -28.0% | 2.2 | 7 | 1 |
| Embezzlement | 4 | 6 | 50.0% | 0.1 | 0 | 0 |
| Extortion/Blackmail | 16 | 21 | 31.3% | 0.2 | 0 | 0 |
| Bribery | 0 | 0 | | 0.0 | 0 | 0 |
| Stolen Property Offenses | 72 | 60 | -16.7% | 0.6 | 33 | 0 |
| Animal Cruelty | 1 | 4 | 300.0% | 0.0 | 2 | 0 |
| Drug/Narcotic Violations | 121 | 121 | 0.0% | 1.3 | 86 | 0 |
| Drug Equipment Violations | 43 | 11 | -74.4% | 0.1 | 2 | 0 |
| Gambling Offenses | 0 | 0 | | 0.0 | 0 | 0 |
| Pornography | 5 | 6 | 20.0% | 0.1 | 2 | 0 |
| Prostitution Offenses | 4 | 1 | -75.0% | 0.0 | 1 | 0 |
| Weapon Law Violations | 42 | 38 | -9.5% | 0.4 | 14 | 0 |
| Grand Total | 4,174 | 3,985 | -4.5% | 41.2 | 771 | 295 |

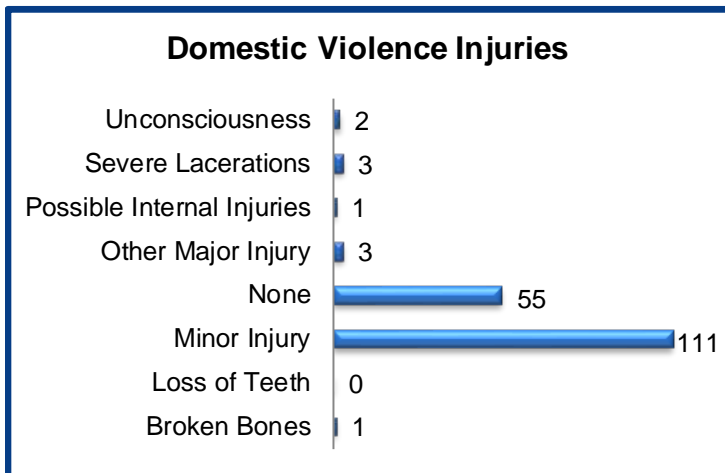
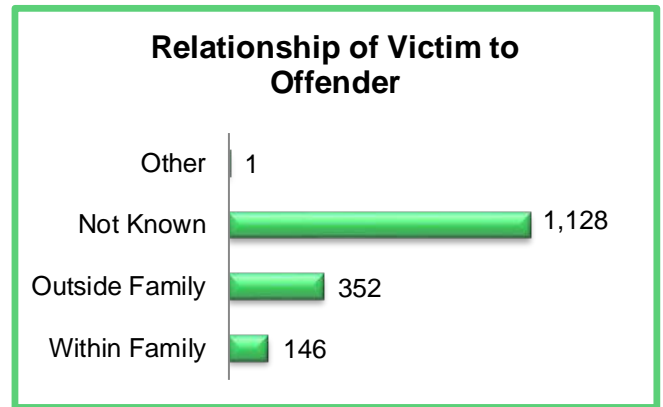
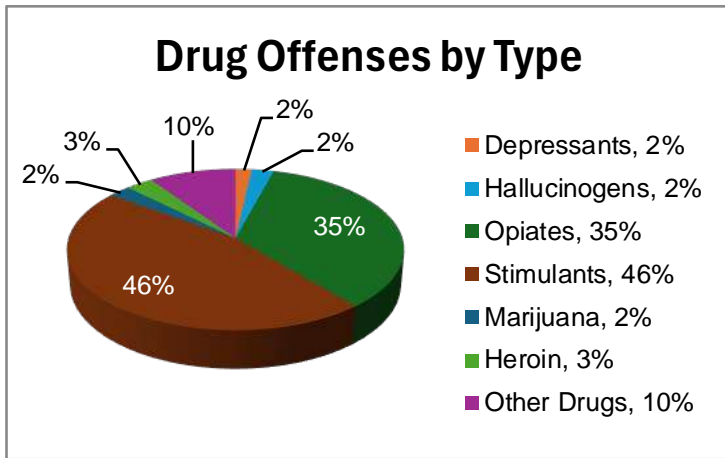
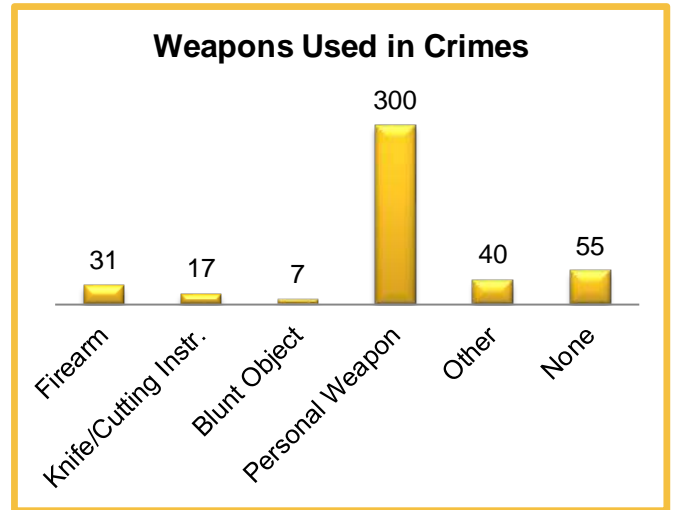
2024 Washington NIBRS Submission Agencies

Kirkland PD

Continued

2024 Group B Arrests

| Offense | Adult | Juvenile |
|-----------------------|------------|-----------|
| Bad Checks | 0 | 0 |
| Curfew/Vagrancy | 0 | 0 |
| Disorderly Conduct | 10 | 0 |
| Drunkenness | 0 | 0 |
| DUI | 183 | 3 |
| Family Offenses | 0 | 0 |
| Liquor Law Violations | 1 | 4 |
| Peeping Tom | 0 | 0 |
| Trespass | 59 | 4 |
| All Other Offenses | 121 | 4 |
| Total | 374 | 15 |



2024 Property Values by Type

| Type | Value |
|----------------------|--------------|
| Seized | \$9,492 |
| Burned | \$5,052 |
| Counterfeited/Forged | \$162,363 |
| Destroyed/Damaged | \$2,148,421 |
| Recovered | \$3,603,853 |
| Stolen | \$13,692,518 |

2024 Washington NIBRS Submission Agencies

Lake Forest Park PD

King County

Population: 13,680
Months Reported: 12

Offense Overview

Offense Total 387
of Cleared Offense 92
Percent Cleared 23.8%

Group A Arrest Overview

Arrest Total 84
Adult Arrest Total 78
Juvenile Arrest Total 6

| Group A Offenses | Reported 2023 | Reported 2024 | % of Change | Crime Rate per 1,000 | Total Arrests | DV Offense Totals |
|----------------------------------|---------------|---------------|---------------|----------------------|---------------|-------------------|
| Murder | 1 | 0 | -100.0% | 0.0 | 0 | 0 |
| Manslaughter | 0 | 0 | | 0.0 | 0 | 0 |
| Rape | 3 | 5 | 66.7% | 0.4 | 1 | 3 |
| Sodomy | 0 | 2 | | 0.1 | 0 | 0 |
| Sexual Assault w/Object | 0 | 0 | | 0.0 | 0 | 0 |
| Fondling | 0 | 0 | | 0.0 | 0 | 0 |
| Aggravated Assault | 8 | 2 | -75.0% | 0.1 | 1 | 1 |
| Simple Assault | 13 | 23 | 76.9% | 1.7 | 13 | 17 |
| Intimidation | 24 | 5 | -79.2% | 0.4 | 3 | 3 |
| Kidnapping | 0 | 0 | | 0.0 | 0 | 0 |
| Incest | 0 | 0 | | 0.0 | 0 | 0 |
| Statutory Rape | 0 | 0 | | 0.0 | 0 | 0 |
| Human Trafficking Offenses | 0 | 0 | | 0.0 | 0 | 0 |
| Violation of No Contact/Protect. | 14 | 11 | -21.4% | 0.8 | 6 | 7 |
| Robbery | 5 | 0 | -100.0% | 0.0 | 0 | 0 |
| Burglary | 28 | 25 | -10.7% | 1.8 | 4 | 0 |
| Larceny-Theft Offenses | 219 | 174 | -20.5% | 12.7 | 49 | 1 |
| Motor Vehicle Theft | 41 | 28 | -31.7% | 2.0 | 0 | 0 |
| Arson | 0 | 0 | | 0.0 | 0 | 0 |
| Destruction of Property | 91 | 69 | -24.2% | 5.0 | 4 | 5 |
| Counterfeiting/Forgery | 5 | 6 | 20.0% | 0.4 | 1 | 0 |
| Fraud Offenses | 12 | 27 | 125.0% | 2.0 | 0 | 0 |
| Embezzlement | 0 | 0 | | 0.0 | 0 | 0 |
| Extortion/Blackmail | 0 | 1 | | 0.1 | 0 | 0 |
| Bribery | 0 | 0 | | 0.0 | 0 | 0 |
| Stolen Property Offenses | 7 | 6 | -14.3% | 0.4 | 2 | 0 |
| Animal Cruelty | 0 | 0 | | 0.0 | 0 | 0 |
| Drug/Narcotic Violations | 11 | 2 | -81.8% | 0.1 | 0 | 0 |
| Drug Equipment Violations | 0 | 0 | | 0.0 | 0 | 0 |
| Gambling Offenses | 0 | 0 | | 0.0 | 0 | 0 |
| Pornography | 1 | 0 | -100.0% | 0.0 | 0 | 0 |
| Prostitution Offenses | 0 | 0 | | 0.0 | 0 | 0 |
| Weapon Law Violations | 7 | 1 | -85.7% | 0.1 | 0 | 0 |
| Grand Total | 490 | 387 | -21.0% | 28.3 | 84 | 37 |

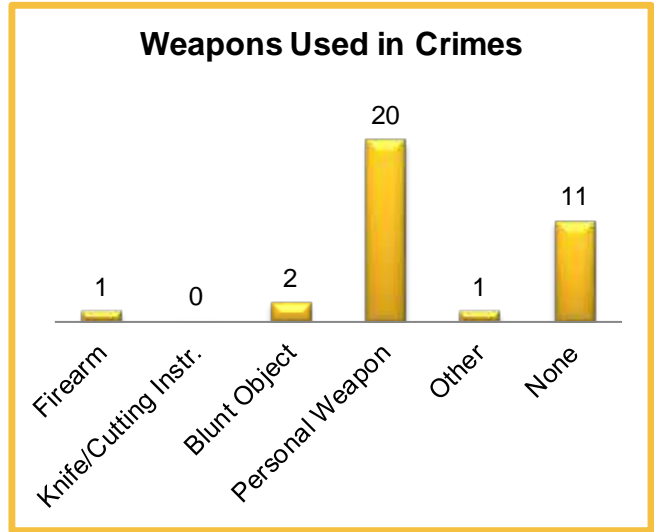
2024 Washington NIBRS Submission Agencies

Lake Forest Park PD

Continued

2024 Group B Arrests

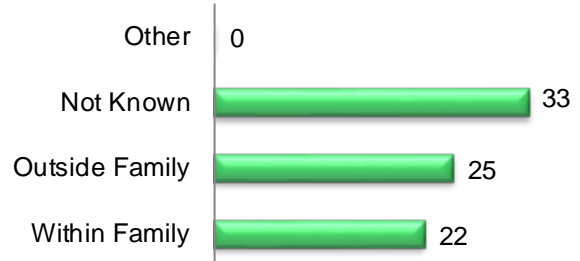
| Offense | Adult | Juvenile |
|-----------------------|-----------|----------|
| Bad Checks | 0 | 0 |
| Curfew/Vagrancy | 0 | 0 |
| Disorderly Conduct | 1 | 0 |
| Drunkenness | 0 | 0 |
| DUI | 10 | 0 |
| Family Offenses | 0 | 0 |
| Liquor Law Violations | 0 | 0 |
| Peeping Tom | 0 | 0 |
| Trespass | 7 | 0 |
| All Other Offenses | 3 | 0 |
| Total | 21 | 0 |



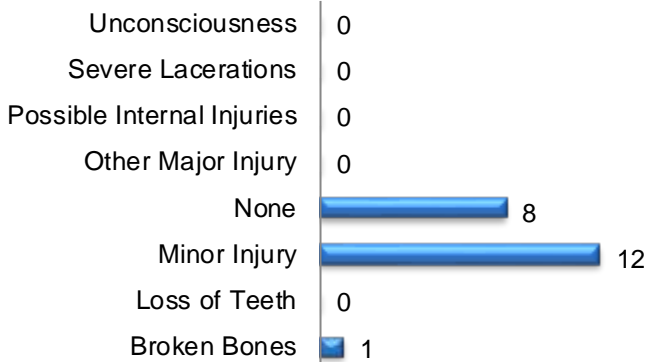
Drug Offenses by Type

No Drug Offenses by Type Reported

Relationship of Victim to Offender



Domestic Violence Injuries



2024 Property Values by Type

| Type | Value |
|----------------------|-----------|
| Seized | \$0 |
| Burned | \$0 |
| Counterfeited/Forged | \$811 |
| Destroyed/Damaged | \$94,845 |
| Recovered | \$316,268 |
| Stolen | \$781,657 |

2024 Washington NIBRS Submission Agencies

Maple Valley PD

King County

Population: 29,320
Months Reported: 12

Offense Overview

Offense Total 745
of Cleared Offense 118
Percent Cleared 15.8%

Group A Arrest Overview

Arrest Total 101
Adult Arrest Total 82
Juvenile Arrest Total 19

| Group A Offenses | Reported 2023 | Reported 2024 | % of Change | Crime Rate per 1,000 | Total Arrests | DV Offense Totals |
|----------------------------------|---------------|---------------|-------------|----------------------|---------------|-------------------|
| Murder | 0 | 1 | | 0.0 | 0 | 0 |
| Manslaughter | 0 | 0 | | 0.0 | 0 | 0 |
| Rape | 4 | 5 | 25.0% | 0.2 | 0 | 2 |
| Sodomy | 0 | 0 | | 0.0 | 0 | 0 |
| Sexual Assault w/Object | 0 | 0 | | 0.0 | 0 | 0 |
| Fondling | 2 | 1 | -50.0% | 0.0 | 0 | 0 |
| Aggravated Assault | 17 | 15 | -11.8% | 0.5 | 8 | 5 |
| Simple Assault | 57 | 42 | -26.3% | 1.4 | 30 | 24 |
| Intimidation | 39 | 43 | 10.3% | 1.5 | 7 | 7 |
| Kidnapping | 2 | 2 | 0.0% | 0.1 | 2 | 2 |
| Incest | 0 | 0 | | 0.0 | 0 | 0 |
| Statutory Rape | 0 | 0 | | 0.0 | 0 | 0 |
| Human Trafficking Offenses | 0 | 0 | | 0.0 | 0 | 0 |
| Violation of No Contact/Protect. | 22 | 21 | -4.5% | 0.7 | 12 | 13 |
| Robbery | 14 | 12 | -14.3% | 0.4 | 3 | 1 |
| Burglary | 68 | 58 | -14.7% | 2.0 | 4 | 1 |
| Larceny-Theft Offenses | 254 | 271 | 6.7% | 9.2 | 23 | 0 |
| Motor Vehicle Theft | 90 | 101 | 12.2% | 3.4 | 1 | 0 |
| Arson | 4 | 0 | -100.0% | 0.0 | 0 | 0 |
| Destruction of Property | 82 | 103 | 25.6% | 3.5 | 4 | 2 |
| Counterfeiting/Forgery | 0 | 0 | | 0.0 | 0 | 0 |
| Fraud Offenses | 41 | 49 | 19.5% | 1.7 | 1 | 1 |
| Embezzlement | 0 | 1 | | 0.0 | 0 | 0 |
| Extortion/Blackmail | 0 | 3 | | 0.1 | 0 | 0 |
| Bribery | 0 | 0 | | 0.0 | 0 | 0 |
| Stolen Property Offenses | 3 | 7 | 133.3% | 0.2 | 3 | 1 |
| Animal Cruelty | 0 | 0 | | 0.0 | 0 | 0 |
| Drug/Narcotic Violations | 2 | 4 | 100.0% | 0.1 | 1 | 0 |
| Drug Equipment Violations | 0 | 0 | | 0.0 | 0 | 0 |
| Gambling Offenses | 0 | 0 | | 0.0 | 0 | 0 |
| Pornography | 2 | 3 | 50.0% | 0.1 | 2 | 0 |
| Prostitution Offenses | 0 | 0 | | 0.0 | 0 | 0 |
| Weapon Law Violations | 3 | 3 | 0.0% | 0.1 | 0 | 0 |
| Grand Total | 706 | 745 | 5.5% | 25.4 | 101 | 59 |

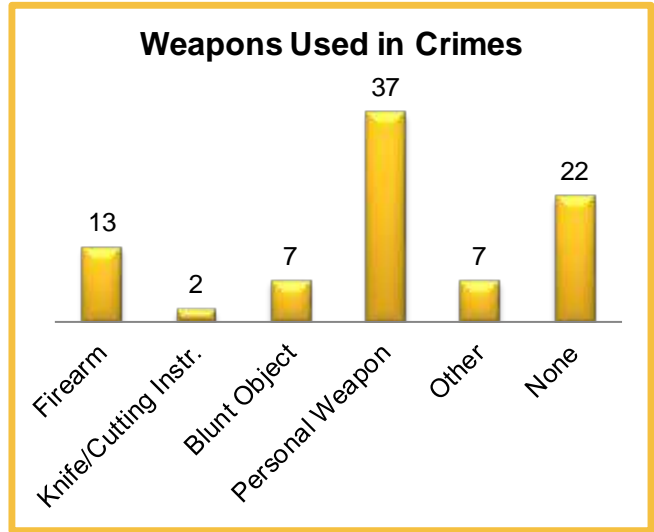
2024 Washington NIBRS Submission Agencies

Maple Valley PD

Continued

2024 Group B Arrests

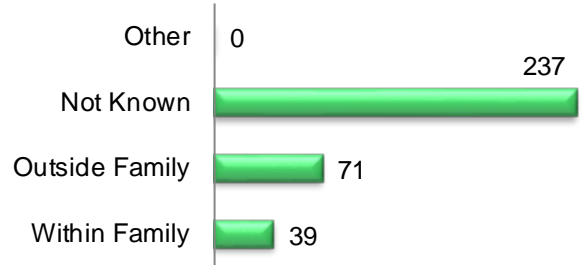
| Offense | Adult | Juvenile |
|-----------------------|-----------|----------|
| Bad Checks | 0 | 0 |
| Curfew/Vagrancy | 0 | 0 |
| Disorderly Conduct | 0 | 0 |
| Drunkenness | 0 | 0 |
| DUI | 14 | 0 |
| Family Offenses | 0 | 0 |
| Liquor Law Violations | 1 | 0 |
| Peeping Tom | 0 | 0 |
| Trespass | 8 | 0 |
| All Other Offenses | 17 | 0 |
| Total | 40 | 0 |



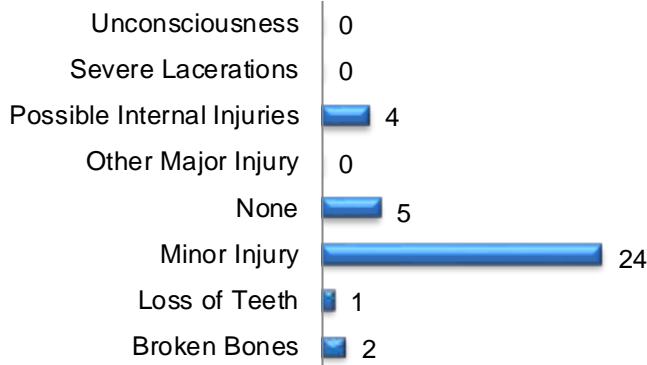
Drug Offenses by Type

No Drug Offenses by Type Reported

Relationship of Victim to Offender



Domestic Violence Injuries



2024 Property Values by Type

| Type | Value |
|----------------------|-------------|
| Seized | \$0 |
| Burned | \$0 |
| Counterfeited/Forged | \$0 |
| Destroyed/Damaged | \$1,099,468 |
| Recovered | \$17,854 |
| Stolen | \$1,290,075 |

2024 Washington NIBRS Submission Agencies

Medina PD

King County

Population: 3,380
Months Reported: 12

Offense Overview

Offense Total 82
of Cleared Offense 10
Percent Cleared 12.2%

Group A Arrest Overview

Arrest Total 9
Adult Arrest Total 9
Juvenile Arrest Total 0

| Group A Offenses | Reported 2023 | Reported 2024 | % of Change | Crime Rate per 1,000 | Total Arrests | DV Offense Totals |
|----------------------------------|---------------|---------------|---------------|----------------------|---------------|-------------------|
| Murder | 0 | 0 | | 0.0 | 0 | 0 |
| Manslaughter | 0 | 0 | | 0.0 | 0 | 0 |
| Rape | 0 | 0 | | 0.0 | 0 | 0 |
| Sodomy | 0 | 0 | | 0.0 | 0 | 0 |
| Sexual Assault w/Object | 0 | 0 | | 0.0 | 0 | 0 |
| Fondling | 0 | 0 | | 0.0 | 0 | 0 |
| Aggravated Assault | 0 | 0 | | 0.0 | 0 | 0 |
| Simple Assault | 1 | 3 | 200.0% | 0.9 | 0 | 1 |
| Intimidation | 1 | 0 | -100.0% | 0.0 | 0 | 0 |
| Kidnapping | 0 | 0 | | 0.0 | 0 | 0 |
| Incest | 0 | 0 | | 0.0 | 0 | 0 |
| Statutory Rape | 0 | 0 | | 0.0 | 0 | 0 |
| Human Trafficking Offenses | 0 | 0 | | 0.0 | 0 | 0 |
| Violation of No Contact/Protect. | 0 | 3 | | 0.9 | 1 | 2 |
| Robbery | 0 | 0 | | 0.0 | 0 | 0 |
| Burglary | 7 | 6 | -14.3% | 1.8 | 0 | 0 |
| Larceny-Theft Offenses | 44 | 30 | -31.8% | 8.9 | 2 | 0 |
| Motor Vehicle Theft | 3 | 1 | -66.7% | 0.3 | 0 | 0 |
| Arson | 0 | 0 | | 0.0 | 0 | 0 |
| Destruction of Property | 20 | 18 | -10.0% | 5.3 | 0 | 0 |
| Counterfeiting/Forgery | 1 | 1 | 0.0% | 0.3 | 0 | 0 |
| Fraud Offenses | 18 | 12 | -33.3% | 3.6 | 1 | 0 |
| Embezzlement | 0 | 0 | | 0.0 | 0 | 0 |
| Extortion/Blackmail | 1 | 0 | -100.0% | 0.0 | 0 | 0 |
| Bribery | 0 | 0 | | 0.0 | 0 | 0 |
| Stolen Property Offenses | 2 | 5 | 150.0% | 1.5 | 3 | 0 |
| Animal Cruelty | 0 | 0 | | 0.0 | 0 | 0 |
| Drug/Narcotic Violations | 1 | 1 | 0.0% | 0.3 | 0 | 0 |
| Drug Equipment Violations | 0 | 0 | | 0.0 | 0 | 0 |
| Gambling Offenses | 0 | 0 | | 0.0 | 0 | 0 |
| Pornography | 0 | 0 | | 0.0 | 0 | 0 |
| Prostitution Offenses | 0 | 0 | | 0.0 | 0 | 0 |
| Weapon Law Violations | 0 | 2 | | 0.6 | 2 | 0 |
| Grand Total | 99 | 82 | -17.2% | 24.3 | 9 | 3 |

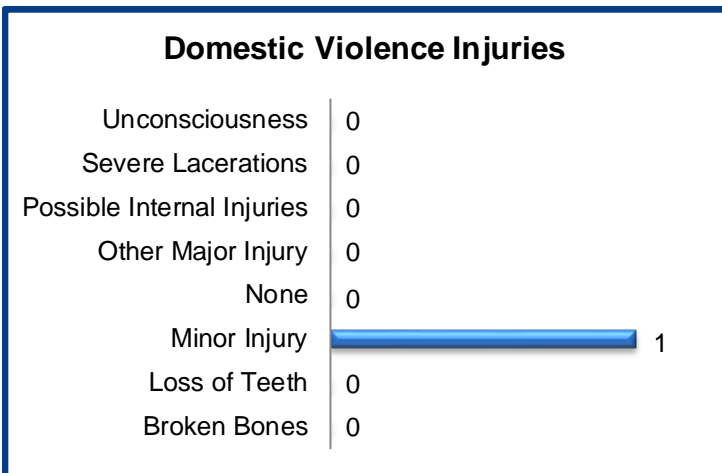
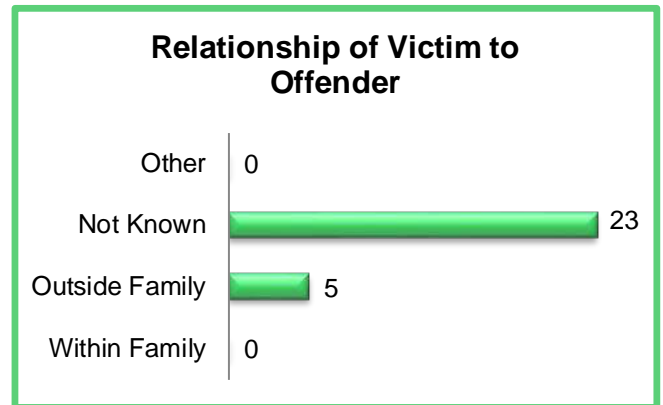
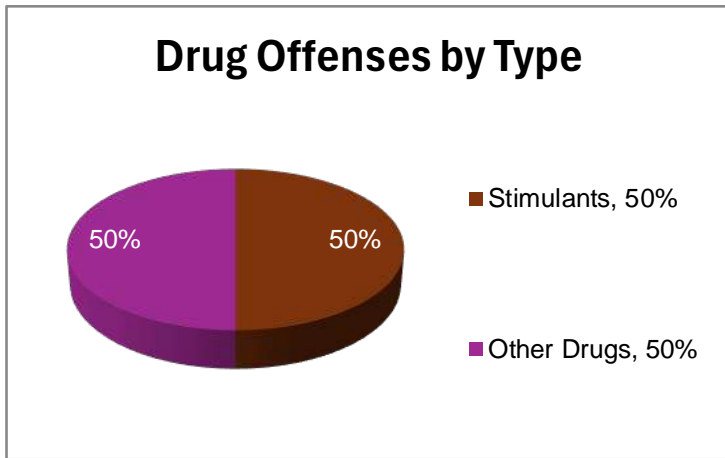
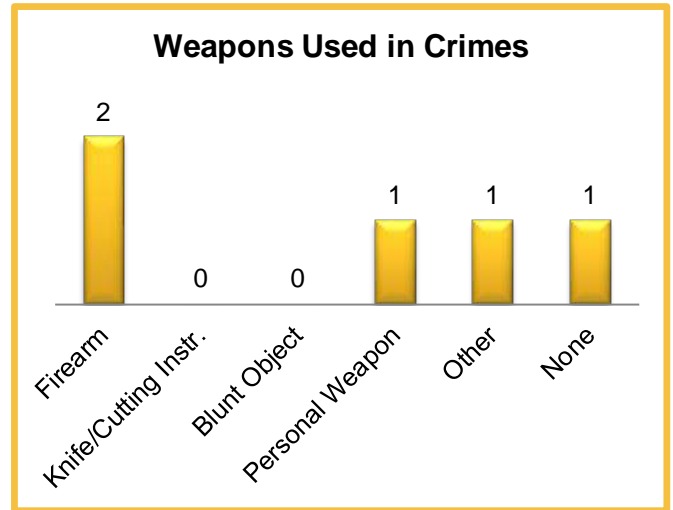
2024 Washington NIBRS Submission Agencies

Medina PD

Continued

2024 Group B Arrests

| Offense | Adult | Juvenile |
|-----------------------|-----------|----------|
| Bad Checks | 0 | 0 |
| Curfew/Vagrancy | 0 | 0 |
| Disorderly Conduct | 0 | 0 |
| Drunkenness | 0 | 0 |
| DUI | 8 | 0 |
| Family Offenses | 0 | 0 |
| Liquor Law Violations | 0 | 0 |
| Peeping Tom | 0 | 0 |
| Trespass | 2 | 0 |
| All Other Offenses | 1 | 0 |
| Total | 11 | 0 |



2024 Property Values by Type

| Type | Value |
|----------------------|----------|
| Seized | \$10 |
| Burned | \$0 |
| Counterfeited/Forged | \$200 |
| Destroyed/Damaged | \$9,916 |
| Recovered | \$3,514 |
| Stolen | \$57,510 |

2024 Washington NIBRS Submission Agencies

Mercer Island PD

King County

Population: 25,830
Months Reported: 12

Offense Overview

Offense Total 665
of Cleared Offense 54
Percent Cleared 8.1%

Group A Arrest Overview

Arrest Total 53
Adult Arrest Total 53
Juvenile Arrest Total 0

| Group A Offenses | Reported 2023 | Reported 2024 | % of Change | Crime Rate per 1,000 | Total Arrests | DV Offense Totals |
|----------------------------------|---------------|---------------|--------------|----------------------|---------------|-------------------|
| Murder | 0 | 0 | | 0.0 | 0 | 0 |
| Manslaughter | 0 | 0 | | 0.0 | 0 | 0 |
| Rape | 1 | 1 | 0.0% | 0.0 | 0 | 1 |
| Sodomy | 1 | 0 | -100.0% | 0.0 | 0 | 0 |
| Sexual Assault w/Object | 0 | 0 | | 0.0 | 0 | 0 |
| Fondling | 0 | 0 | | 0.0 | 0 | 0 |
| Aggravated Assault | 11 | 4 | -63.6% | 0.2 | 1 | 1 |
| Simple Assault | 30 | 35 | 16.7% | 1.4 | 18 | 20 |
| Intimidation | 7 | 8 | 14.3% | 0.3 | 1 | 0 |
| Kidnapping | 0 | 1 | | 0.0 | 0 | 0 |
| Incest | 0 | 0 | | 0.0 | 0 | 0 |
| Statutory Rape | 0 | 0 | | 0.0 | 0 | 0 |
| Human Trafficking Offenses | 0 | 0 | | 0.0 | 0 | 0 |
| Violation of No Contact/Protect. | 13 | 9 | -30.8% | 0.3 | 0 | 7 |
| Robbery | 5 | 4 | -20.0% | 0.2 | 3 | 0 |
| Burglary | 41 | 52 | 26.8% | 2.0 | 1 | 0 |
| Larceny-Theft Offenses | 238 | 269 | 13.0% | 10.4 | 23 | 2 |
| Motor Vehicle Theft | 24 | 26 | 8.3% | 1.0 | 0 | 0 |
| Arson | 0 | 0 | | 0.0 | 0 | 0 |
| Destruction of Property | 144 | 147 | 2.1% | 5.7 | 4 | 4 |
| Counterfeiting/Forgery | 5 | 12 | 140.0% | 0.5 | 0 | 0 |
| Fraud Offenses | 63 | 85 | 34.9% | 3.3 | 1 | 0 |
| Embezzlement | 0 | 0 | | 0.0 | 0 | 0 |
| Extortion/Blackmail | 2 | 3 | 50.0% | 0.1 | 0 | 0 |
| Bribery | 0 | 0 | | 0.0 | 0 | 0 |
| Stolen Property Offenses | 8 | 3 | -62.5% | 0.1 | 1 | 0 |
| Animal Cruelty | 0 | 0 | | 0.0 | 0 | 0 |
| Drug/Narcotic Violations | 2 | 0 | -100.0% | 0.0 | 0 | 0 |
| Drug Equipment Violations | 0 | 0 | | 0.0 | 0 | 0 |
| Gambling Offenses | 0 | 0 | | 0.0 | 0 | 0 |
| Pornography | 2 | 3 | 50.0% | 0.1 | 0 | 0 |
| Prostitution Offenses | 0 | 2 | | 0.1 | 0 | 0 |
| Weapon Law Violations | 2 | 1 | -50.0% | 0.0 | 0 | 0 |
| Grand Total | 599 | 665 | 11.0% | 25.7 | 53 | 35 |

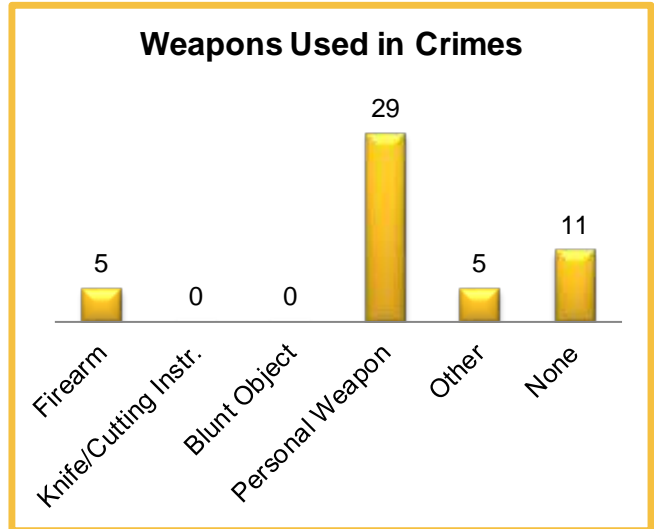
2024 Washington NIBRS Submission Agencies

Mercer Island PD

Continued

2024 Group B Arrests

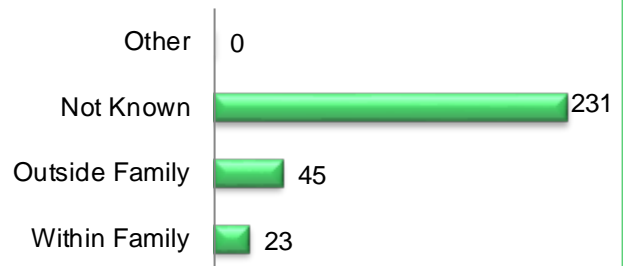
| Offense | Adult | Juvenile |
|-----------------------|-----------|----------|
| Bad Checks | 0 | 0 |
| Curfew/Vagrancy | 0 | 0 |
| Disorderly Conduct | 0 | 0 |
| Drunkenness | 0 | 0 |
| DUI | 16 | 1 |
| Family Offenses | 0 | 0 |
| Liquor Law Violations | 0 | 0 |
| Peeping Tom | 0 | 0 |
| Trespass | 2 | 0 |
| All Other Offenses | 72 | 0 |
| Total | 90 | 1 |



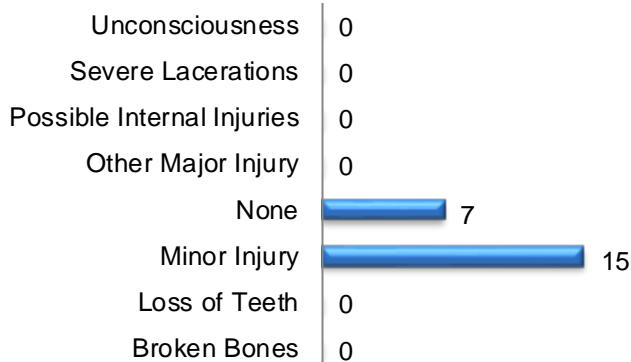
Drug Offenses by Type

No Drug Offenses by Type Reported

Relationship of Victim to Offender



Domestic Violence Injuries



2024 Property Values by Type

| Type | Value |
|----------------------|-------------|
| Seized | \$0 |
| Burned | \$0 |
| Counterfeited/Forged | \$500 |
| Destroyed/Damaged | \$203,107 |
| Recovered | \$67,428 |
| Stolen | \$5,607,566 |

2024 Washington NIBRS Submission Agencies

Muckleshoot Tribal PD

King County

Population: 0
Months Reported: 12

Offense Overview

Offense Total 114
of Cleared Offense 38
Percent Cleared 33.3%

Group A Arrest Overview

Arrest Total 29
Adult Arrest Total 27
Juvenile Arrest Total 2

| Group A Offenses | Reported 2023 | Reported 2024 | % of Change | Crime Rate per 1,000 | Total Arrests | DV Offense Totals |
|----------------------------------|---------------|---------------|--------------|----------------------|---------------|-------------------|
| Murder | 0 | 0 | | 0.0 | 0 | 0 |
| Manslaughter | 0 | 0 | | 0.0 | 0 | 0 |
| Rape | 0 | 5 | | 0.0 | 0 | 0 |
| Sodomy | 0 | 0 | | 0.0 | 0 | 0 |
| Sexual Assault w/Object | 0 | 0 | | 0.0 | 0 | 0 |
| Fondling | 1 | 0 | -100.0% | 0.0 | 0 | 0 |
| Aggravated Assault | 6 | 7 | 16.7% | 0.0 | 5 | 4 |
| Simple Assault | 11 | 12 | 9.1% | 0.0 | 5 | 4 |
| Intimidation | 7 | 4 | -42.9% | 0.0 | 2 | 3 |
| Kidnapping | 0 | 0 | | 0.0 | 0 | 0 |
| Incest | 0 | 0 | | 0.0 | 0 | 0 |
| Statutory Rape | 0 | 0 | | 0.0 | 0 | 0 |
| Human Trafficking Offenses | 0 | 0 | | 0.0 | 0 | 0 |
| Violation of No Contact/Protect. | 6 | 13 | 116.7% | 0.0 | 9 | 5 |
| Robbery | 2 | 0 | -100.0% | 0.0 | 0 | 0 |
| Burglary | 3 | 2 | -33.3% | 0.0 | 0 | 0 |
| Larceny-Theft Offenses | 26 | 29 | 11.5% | 0.0 | 0 | 1 |
| Motor Vehicle Theft | 8 | 9 | 12.5% | 0.0 | 1 | 0 |
| Arson | 3 | 0 | -100.0% | 0.0 | 0 | 0 |
| Destruction of Property | 13 | 13 | 0.0% | 0.0 | 1 | 2 |
| Counterfeiting/Forgery | 2 | 1 | -50.0% | 0.0 | 1 | 0 |
| Fraud Offenses | 6 | 8 | 33.3% | 0.0 | 0 | 0 |
| Embezzlement | 0 | 0 | | 0.0 | 0 | 0 |
| Extortion/Blackmail | 0 | 0 | | 0.0 | 0 | 0 |
| Bribery | 0 | 0 | | 0.0 | 0 | 0 |
| Stolen Property Offenses | 1 | 1 | 0.0% | 0.0 | 2 | 0 |
| Animal Cruelty | 1 | 1 | 0.0% | 0.0 | 0 | 0 |
| Drug/Narcotic Violations | 2 | 4 | 100.0% | 0.0 | 1 | 0 |
| Drug Equipment Violations | 0 | 0 | | 0.0 | 0 | 0 |
| Gambling Offenses | 0 | 0 | | 0.0 | 0 | 0 |
| Pornography | 0 | 1 | | 0.0 | 0 | 0 |
| Prostitution Offenses | 0 | 0 | | 0.0 | 0 | 0 |
| Weapon Law Violations | 1 | 4 | 300.0% | 0.0 | 2 | 0 |
| Grand Total | 99 | 114 | 15.2% | 0.0 | 29 | 19 |

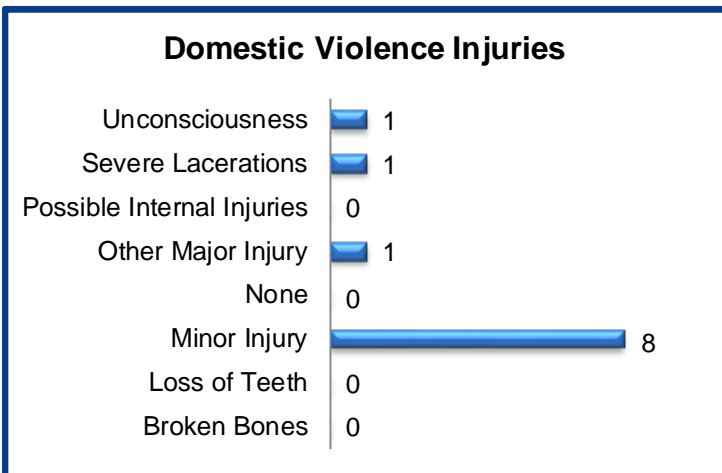
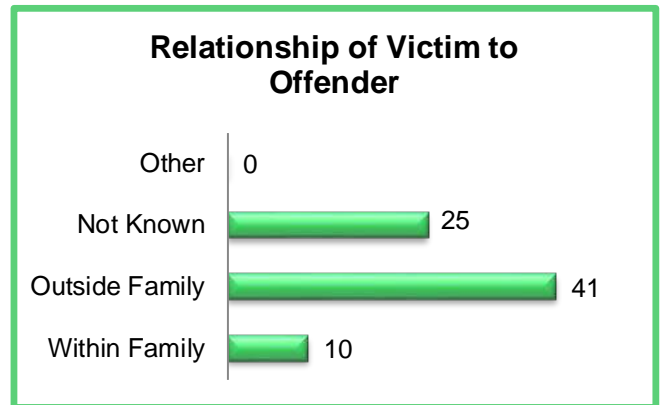
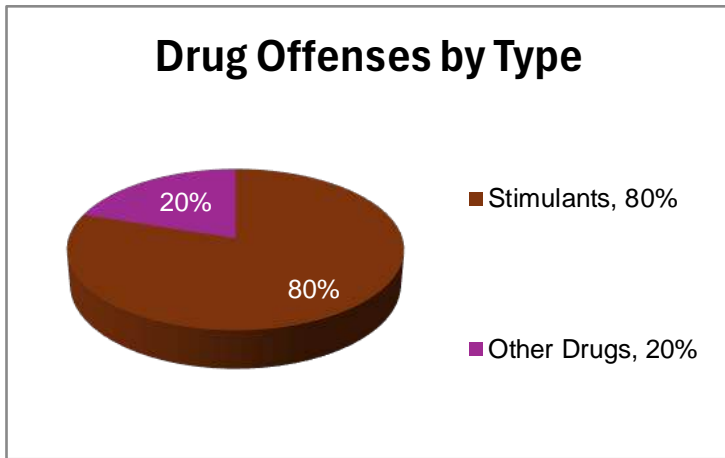
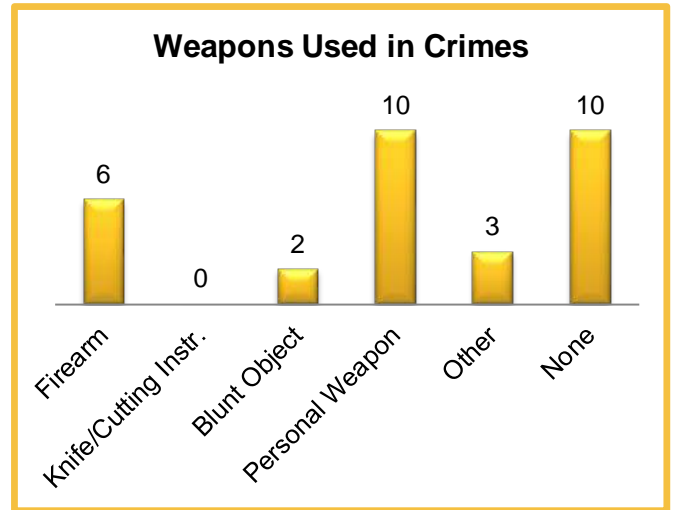
2024 Washington NIBRS Submission Agencies

Muckleshoot Tribal PD

Continued

2024 Group B Arrests

| Offense | Adult | Juvenile |
|-----------------------|-----------|----------|
| Bad Checks | 0 | 0 |
| Curfew/Vagrancy | 0 | 0 |
| Disorderly Conduct | 1 | 0 |
| Drunkenness | 0 | 0 |
| DUI | 1 | 0 |
| Family Offenses | 0 | 0 |
| Liquor Law Violations | 0 | 0 |
| Peeping Tom | 0 | 0 |
| Trespass | 1 | 0 |
| All Other Offenses | 8 | 0 |
| Total | 11 | 0 |



2024 Property Values by Type

| Type | Value |
|----------------------|----------|
| Seized | \$0 |
| Burned | \$0 |
| Counterfeited/Forged | \$1,500 |
| Destroyed/Damaged | \$33,179 |
| Recovered | \$7,898 |
| Stolen | \$80,472 |

2024 Washington NIBRS Submission Agencies

Newcastle PD

King County

Population: 13,750
Months Reported: 12

Offense Overview

Offense Total 427
of Cleared Offense 63
Percent Cleared 14.8%

Group A Arrest Overview

Arrest Total 56
Adult Arrest Total 52
Juvenile Arrest Total 4

| Group A Offenses | Reported 2023 | Reported 2024 | % of Change | Crime Rate per 1,000 | Total Arrests | DV Offense Totals |
|----------------------------------|---------------|---------------|---------------|----------------------|---------------|-------------------|
| Murder | 1 | 0 | -100.0% | 0.0 | 0 | 0 |
| Manslaughter | 0 | 0 | | 0.0 | 0 | 0 |
| Rape | 1 | 1 | 0.0% | 0.1 | 0 | 1 |
| Sodomy | 0 | 0 | | 0.0 | 0 | 0 |
| Sexual Assault w/Object | 0 | 0 | | 0.0 | 0 | 0 |
| Fondling | 1 | 2 | 100.0% | 0.1 | 0 | 0 |
| Aggravated Assault | 4 | 3 | -25.0% | 0.2 | 2 | 2 |
| Simple Assault | 16 | 18 | 12.5% | 1.3 | 16 | 12 |
| Intimidation | 7 | 16 | 128.6% | 1.2 | 2 | 7 |
| Kidnapping | 0 | 0 | | 0.0 | 0 | 0 |
| Incest | 0 | 0 | | 0.0 | 0 | 0 |
| Statutory Rape | 0 | 0 | | 0.0 | 0 | 0 |
| Human Trafficking Offenses | 0 | 0 | | 0.0 | 0 | 0 |
| Violation of No Contact/Protect. | 20 | 16 | -20.0% | 1.2 | 9 | 16 |
| Robbery | 8 | 2 | -75.0% | 0.1 | 0 | 0 |
| Burglary | 45 | 33 | -26.7% | 2.4 | 5 | 2 |
| Larceny-Theft Offenses | 210 | 196 | -6.7% | 14.3 | 15 | 0 |
| Motor Vehicle Theft | 82 | 60 | -26.8% | 4.4 | 0 | 0 |
| Arson | 1 | 0 | -100.0% | 0.0 | 0 | 0 |
| Destruction of Property | 60 | 51 | -15.0% | 3.7 | 2 | 0 |
| Counterfeiting/Forgery | 4 | 1 | -75.0% | 0.1 | 0 | 0 |
| Fraud Offenses | 25 | 20 | -20.0% | 1.5 | 2 | 0 |
| Embezzlement | 0 | 0 | | 0.0 | 0 | 0 |
| Extortion/Blackmail | 1 | 2 | 100.0% | 0.1 | 0 | 0 |
| Bribery | 0 | 0 | | 0.0 | 0 | 0 |
| Stolen Property Offenses | 3 | 1 | -66.7% | 0.1 | 1 | 0 |
| Animal Cruelty | 0 | 0 | | 0.0 | 0 | 0 |
| Drug/Narcotic Violations | 1 | 1 | 0.0% | 0.1 | 0 | 0 |
| Drug Equipment Violations | 0 | 0 | | 0.0 | 0 | 0 |
| Gambling Offenses | 0 | 0 | | 0.0 | 0 | 0 |
| Pornography | 0 | 0 | | 0.0 | 1 | 0 |
| Prostitution Offenses | 0 | 0 | | 0.0 | 0 | 0 |
| Weapon Law Violations | 2 | 4 | 100.0% | 0.3 | 1 | 0 |
| Grand Total | 492 | 427 | -13.2% | 31.1 | 56 | 40 |

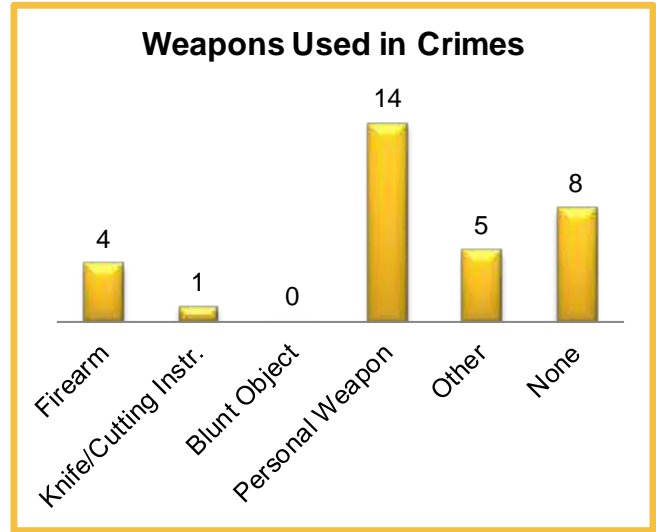
2024 Washington NIBRS Submission Agencies

Newcastle PD

Continued

2024 Group B Arrests

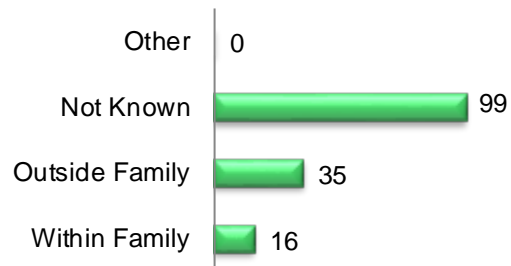
| Offense | Adult | Juvenile |
|-----------------------|-----------|----------|
| Bad Checks | 0 | 0 |
| Curfew/Vagrancy | 0 | 0 |
| Disorderly Conduct | 2 | 0 |
| Drunkenness | 0 | 0 |
| DUI | 4 | 0 |
| Family Offenses | 0 | 0 |
| Liquor Law Violations | 0 | 0 |
| Peeping Tom | 0 | 0 |
| Trespass | 3 | 0 |
| All Other Offenses | 7 | 0 |
| Total | 16 | 0 |



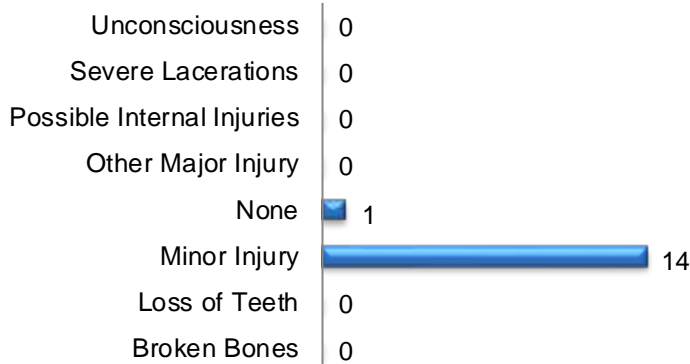
Drug Offenses by Type

No Drug Offenses by Type Reported

Relationship of Victim to Offender



Domestic Violence Injuries



2024 Property Values by Type

| Type | Value |
|----------------------|-----------|
| Seized | \$0 |
| Burned | \$0 |
| Counterfeited/Forged | \$0 |
| Destroyed/Damaged | \$54,804 |
| Recovered | \$100 |
| Stolen | \$583,938 |

2024 Washington NIBRS Submission Agencies

Normandy Park PD

King County

Population: 6,855
Months Reported: 12

Offense Overview

Offense Total 255
of Cleared Offense 10
Percent Cleared 3.9%

Group A Arrest Overview

Arrest Total 7
Adult Arrest Total 5
Juvenile Arrest Total 2

| Group A Offenses | Reported 2023 | Reported 2024 | % of Change | Crime Rate per 1,000 | Total Arrests | DV Offense Totals |
|----------------------------------|---------------|---------------|-------------|----------------------|---------------|-------------------|
| Murder | 0 | 0 | | 0.0 | 0 | 0 |
| Manslaughter | 0 | 0 | | 0.0 | 0 | 0 |
| Rape | 1 | 0 | -100.0% | 0.0 | 0 | 0 |
| Sodomy | 0 | 0 | | 0.0 | 0 | 0 |
| Sexual Assault w/Object | 0 | 0 | | 0.0 | 0 | 0 |
| Fondling | 0 | 0 | | 0.0 | 0 | 0 |
| Aggravated Assault | 2 | 7 | 250.0% | 1.0 | 1 | 0 |
| Simple Assault | 21 | 19 | -9.5% | 2.8 | 2 | 14 |
| Intimidation | 0 | 5 | | 0.7 | 0 | 2 |
| Kidnapping | 1 | 0 | -100.0% | 0.0 | 0 | 0 |
| Incest | 0 | 0 | | 0.0 | 0 | 0 |
| Statutory Rape | 0 | 0 | | 0.0 | 0 | 0 |
| Human Trafficking Offenses | 0 | 0 | | 0.0 | 0 | 0 |
| Violation of No Contact/Protect. | 3 | 14 | 366.7% | 2.0 | 1 | 12 |
| Robbery | 3 | 3 | 0.0% | 0.4 | 0 | 0 |
| Burglary | 14 | 20 | 42.9% | 2.9 | 0 | 1 |
| Larceny-Theft Offenses | 107 | 85 | -20.6% | 12.4 | 1 | 0 |
| Motor Vehicle Theft | 13 | 11 | -15.4% | 1.6 | 0 | 1 |
| Arson | 1 | 0 | -100.0% | 0.0 | 0 | 0 |
| Destruction of Property | 63 | 53 | -15.9% | 7.7 | 1 | 5 |
| Counterfeiting/Forgery | 5 | 5 | 0.0% | 0.7 | 0 | 0 |
| Fraud Offenses | 12 | 12 | 0.0% | 1.8 | 0 | 0 |
| Embezzlement | 0 | 2 | | 0.3 | 0 | 0 |
| Extortion/Blackmail | 0 | 1 | | 0.1 | 0 | 0 |
| Bribery | 0 | 0 | | 0.0 | 0 | 0 |
| Stolen Property Offenses | 2 | 9 | 350.0% | 1.3 | 1 | 1 |
| Animal Cruelty | 0 | 0 | | 0.0 | 0 | 0 |
| Drug/Narcotic Violations | 2 | 4 | 100.0% | 0.6 | 0 | 0 |
| Drug Equipment Violations | 0 | 0 | | 0.0 | 0 | 0 |
| Gambling Offenses | 0 | 0 | | 0.0 | 0 | 0 |
| Pornography | 0 | 0 | | 0.0 | 0 | 0 |
| Prostitution Offenses | 0 | 0 | | 0.0 | 0 | 0 |
| Weapon Law Violations | 2 | 5 | 150.0% | 0.7 | 0 | 0 |
| Grand Total | 252 | 255 | 1.2% | 37.2 | 7 | 36 |

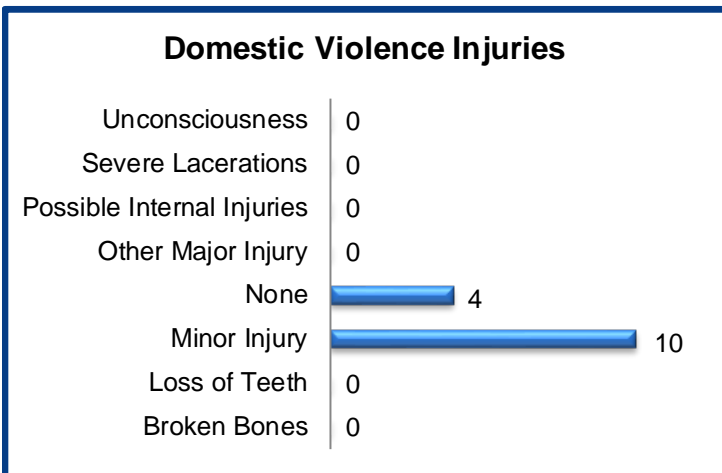
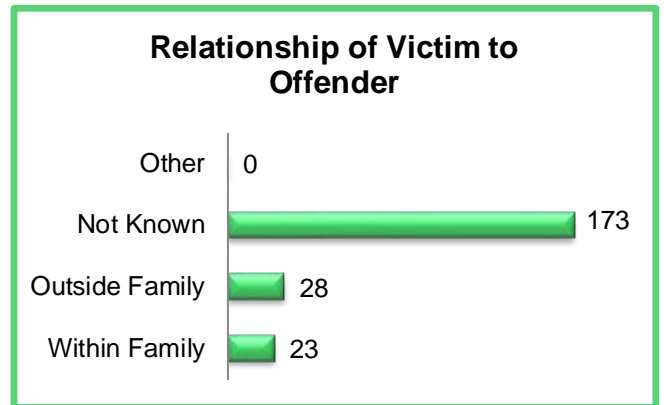
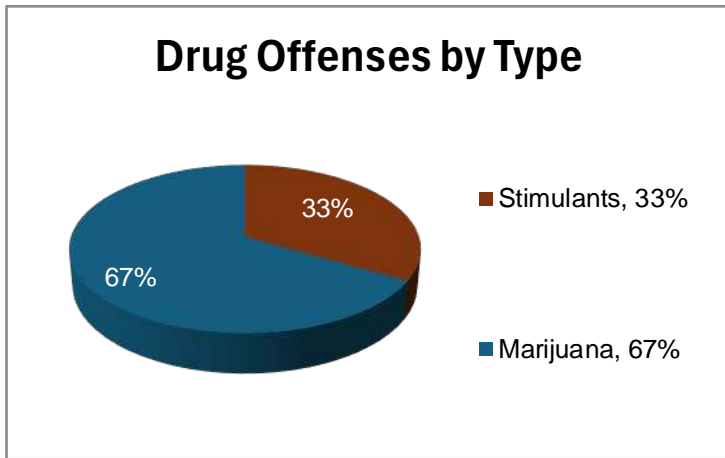
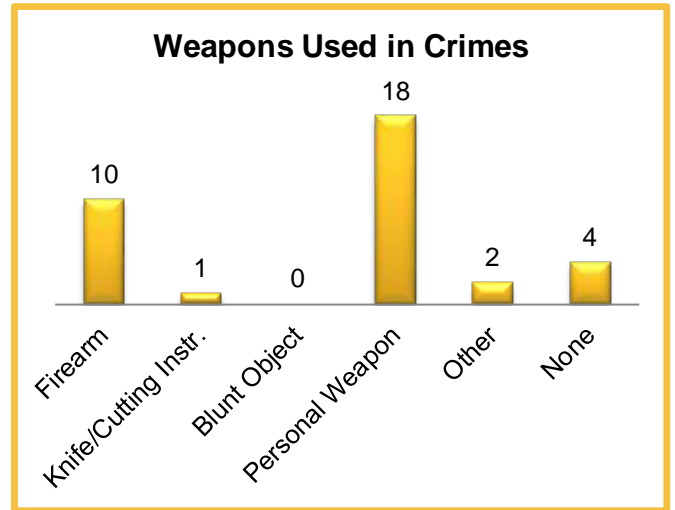
2024 Washington NIBRS Submission Agencies

Normandy Park PD

Continued

2024 Group B Arrests

| Offense | Adult | Juvenile |
|-----------------------|-----------|----------|
| Bad Checks | 0 | 0 |
| Curfew/Vagrancy | 0 | 0 |
| Disorderly Conduct | 1 | 0 |
| Drunkenness | 0 | 0 |
| DUI | 42 | 0 |
| Family Offenses | 0 | 0 |
| Liquor Law Violations | 0 | 0 |
| Peeping Tom | 0 | 0 |
| Trespass | 0 | 0 |
| All Other Offenses | 7 | 0 |
| Total | 50 | 0 |



2024 Property Values by Type

| Type | Value |
|----------------------|-----------|
| Seized | \$0 |
| Burned | \$0 |
| Counterfeited/Forged | \$882 |
| Destroyed/Damaged | \$78,613 |
| Recovered | \$563 |
| Stolen | \$255,162 |

2024 Washington NIBRS Submission Agencies

North Bend PD

King County

Population: 8,260
Months Reported: 12

Offense Overview

Offense Total 403
of Cleared Offense 77
Percent Cleared 19.1%

Group A Arrest Overview

Arrest Total 61
Adult Arrest Total 58
Juvenile Arrest Total 3

| Group A Offenses | Reported 2023 | Reported 2024 | % of Change | Crime Rate per 1,000 | Total Arrests | DV Offense Totals |
|----------------------------------|---------------|---------------|---------------|----------------------|---------------|-------------------|
| Murder | 0 | 1 | | 0.1 | 0 | 1 |
| Manslaughter | 0 | 0 | | 0.0 | 0 | 0 |
| Rape | 0 | 2 | | 0.2 | 1 | 1 |
| Sodomy | 0 | 0 | | 0.0 | 0 | 0 |
| Sexual Assault w/Object | 0 | 0 | | 0.0 | 0 | 0 |
| Fondling | 1 | 1 | 0.0% | 0.1 | 0 | 0 |
| Aggravated Assault | 0 | 3 | | 0.4 | 3 | 0 |
| Simple Assault | 26 | 29 | 11.5% | 3.5 | 19 | 21 |
| Intimidation | 4 | 3 | -25.0% | 0.4 | 0 | 1 |
| Kidnapping | 0 | 0 | | 0.0 | 0 | 0 |
| Incest | 0 | 0 | | 0.0 | 0 | 0 |
| Statutory Rape | 0 | 0 | | 0.0 | 0 | 0 |
| Human Trafficking Offenses | 0 | 0 | | 0.0 | 0 | 0 |
| Violation of No Contact/Protect. | 6 | 13 | 116.7% | 1.6 | 6 | 11 |
| Robbery | 1 | 2 | 100.0% | 0.2 | 0 | 1 |
| Burglary | 37 | 25 | -32.4% | 3.0 | 0 | 0 |
| Larceny-Theft Offenses | 255 | 178 | -30.2% | 21.5 | 26 | 0 |
| Motor Vehicle Theft | 23 | 16 | -30.4% | 1.9 | 2 | 0 |
| Arson | 1 | 1 | 0.0% | 0.1 | 0 | 0 |
| Destruction of Property | 86 | 79 | -8.1% | 9.6 | 3 | 5 |
| Counterfeiting/Forgery | 3 | 2 | -33.3% | 0.2 | 0 | 0 |
| Fraud Offenses | 32 | 36 | 12.5% | 4.4 | 0 | 0 |
| Embezzlement | 0 | 2 | | 0.2 | 0 | 0 |
| Extortion/Blackmail | 0 | 0 | | 0.0 | 0 | 0 |
| Bribery | 1 | 1 | 0.0% | 0.1 | 0 | 0 |
| Stolen Property Offenses | 6 | 0 | -100.0% | 0.0 | 0 | 0 |
| Animal Cruelty | 0 | 0 | | 0.0 | 0 | 0 |
| Drug/Narcotic Violations | 10 | 4 | -60.0% | 0.5 | 0 | 0 |
| Drug Equipment Violations | 1 | 0 | -100.0% | 0.0 | 0 | 0 |
| Gambling Offenses | 0 | 0 | | 0.0 | 0 | 0 |
| Pornography | 1 | 0 | -100.0% | 0.0 | 0 | 0 |
| Prostitution Offenses | 0 | 0 | | 0.0 | 0 | 0 |
| Weapon Law Violations | 10 | 5 | -50.0% | 0.6 | 1 | 0 |
| Grand Total | 504 | 403 | -20.0% | 48.8 | 61 | 41 |

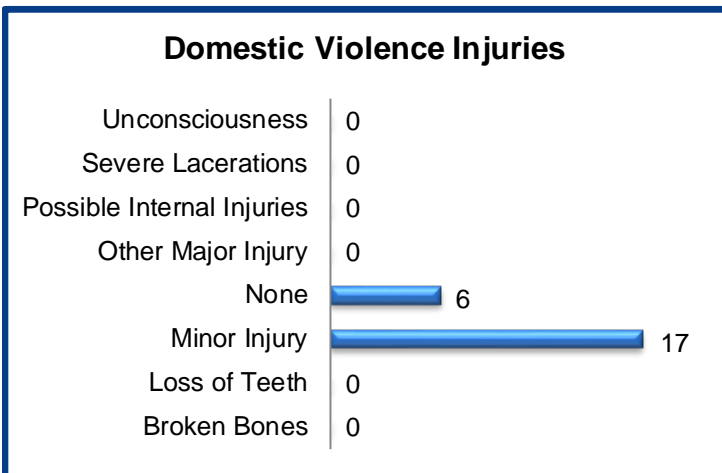
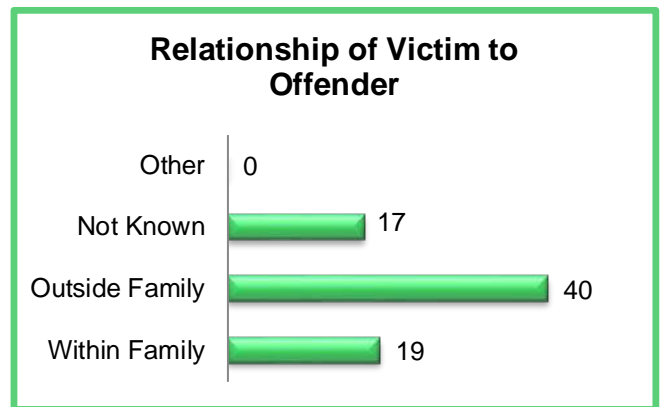
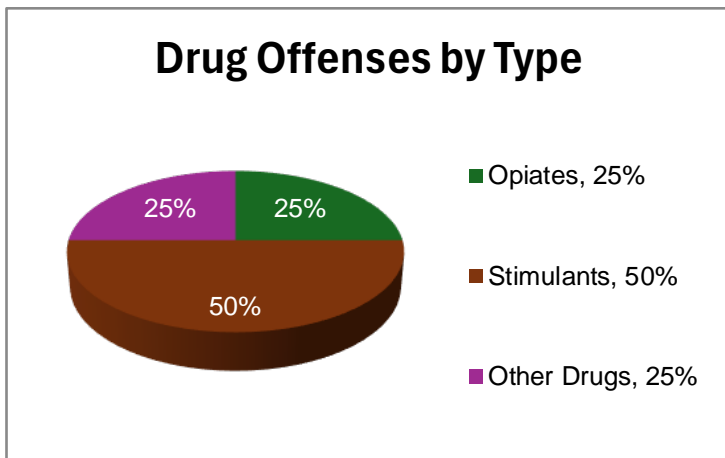
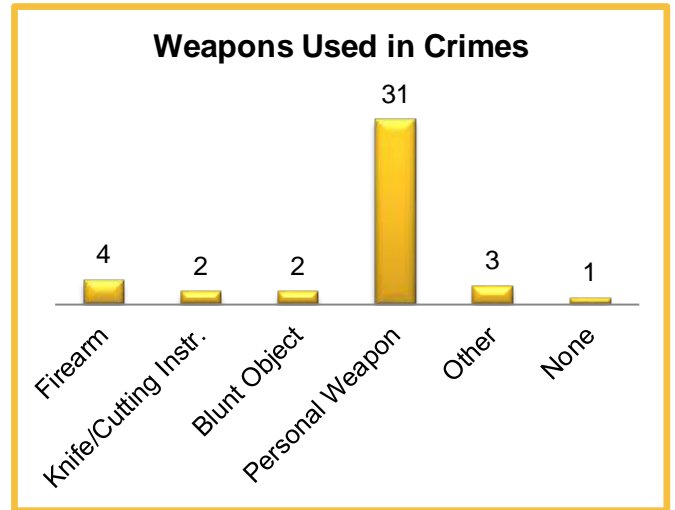
2024 Washington NIBRS Submission Agencies

North Bend PD

Continued

2024 Group B Arrests

| Offense | Adult | Juvenile |
|-----------------------|-----------|----------|
| Bad Checks | 0 | 0 |
| Curfew/Vagrancy | 2 | 0 |
| Disorderly Conduct | 1 | 0 |
| Drunkenness | 0 | 0 |
| DUI | 2 | 0 |
| Family Offenses | 0 | 0 |
| Liquor Law Violations | 2 | 0 |
| Peeping Tom | 0 | 0 |
| Trespass | 9 | 0 |
| All Other Offenses | 6 | 0 |
| Total | 22 | 0 |



2024 Property Values by Type

| Type | Value |
|----------------------|-------------|
| Seized | \$0 |
| Burned | \$2,000 |
| Counterfeited/Forged | \$0 |
| Destroyed/Damaged | \$1,114,857 |
| Recovered | \$62,270 |
| Stolen | \$2,991,544 |

2024 Washington NIBRS Submission Agencies

Pacific PD

King County

Population: 7,270
Months Reported: 12

Offense Overview

Offense Total 296
of Cleared Offense 122
Percent Cleared 41.2%

Group A Arrest Overview

Arrest Total 93
Adult Arrest Total 76
Juvenile Arrest Total 17

| Group A Offenses | Reported 2023 | Reported 2024 | % of Change | Crime Rate per 1,000 | Total Arrests | DV Offense Totals |
|----------------------------------|---------------|---------------|---------------|----------------------|---------------|-------------------|
| Murder | 1 | 0 | -100.0% | 0.0 | 0 | 0 |
| Manslaughter | 0 | 0 | | 0.0 | 0 | 0 |
| Rape | 1 | 0 | -100.0% | 0.0 | 0 | 0 |
| Sodomy | 1 | 0 | -100.0% | 0.0 | 0 | 0 |
| Sexual Assault w/Object | 0 | 0 | | 0.0 | 0 | 0 |
| Fondling | 1 | 1 | 0.0% | 0.1 | 0 | 0 |
| Aggravated Assault | 16 | 9 | -43.8% | 1.2 | 11 | 3 |
| Simple Assault | 41 | 28 | -31.7% | 3.9 | 24 | 24 |
| Intimidation | 9 | 6 | -33.3% | 0.8 | 0 | 5 |
| Kidnapping | 3 | 0 | -100.0% | 0.0 | 0 | 0 |
| Incest | 0 | 0 | | 0.0 | 0 | 0 |
| Statutory Rape | 0 | 0 | | 0.0 | 0 | 0 |
| Human Trafficking Offenses | 0 | 0 | | 0.0 | 0 | 0 |
| Violation of No Contact/Protect. | 24 | 10 | -58.3% | 1.4 | 10 | 10 |
| Robbery | 7 | 4 | -42.9% | 0.6 | 8 | 0 |
| Burglary | 32 | 18 | -43.8% | 2.5 | 6 | 0 |
| Larceny-Theft Offenses | 62 | 44 | -29.0% | 6.1 | 5 | 1 |
| Motor Vehicle Theft | 74 | 41 | -44.6% | 5.6 | 4 | 0 |
| Arson | 0 | 1 | | 0.1 | 0 | 0 |
| Destruction of Property | 67 | 62 | -7.5% | 8.5 | 5 | 10 |
| Counterfeiting/Forgery | 7 | 1 | -85.7% | 0.1 | 0 | 0 |
| Fraud Offenses | 4 | 16 | 300.0% | 2.2 | 0 | 1 |
| Embezzlement | 2 | 0 | -100.0% | 0.0 | 0 | 0 |
| Extortion/Blackmail | 0 | 1 | | 0.1 | 0 | 0 |
| Bribery | 0 | 0 | | 0.0 | 0 | 0 |
| Stolen Property Offenses | 15 | 13 | -13.3% | 1.8 | 10 | 1 |
| Animal Cruelty | 0 | 4 | | 0.6 | 1 | 0 |
| Drug/Narcotic Violations | 8 | 19 | 137.5% | 2.6 | 6 | 0 |
| Drug Equipment Violations | 5 | 8 | 60.0% | 1.1 | 0 | 0 |
| Gambling Offenses | 0 | 0 | | 0.0 | 0 | 0 |
| Pornography | 0 | 0 | | 0.0 | 0 | 0 |
| Prostitution Offenses | 0 | 0 | | 0.0 | 0 | 0 |
| Weapon Law Violations | 11 | 10 | -9.1% | 1.4 | 3 | 0 |
| Grand Total | 391 | 296 | -24.3% | 40.7 | 93 | 55 |

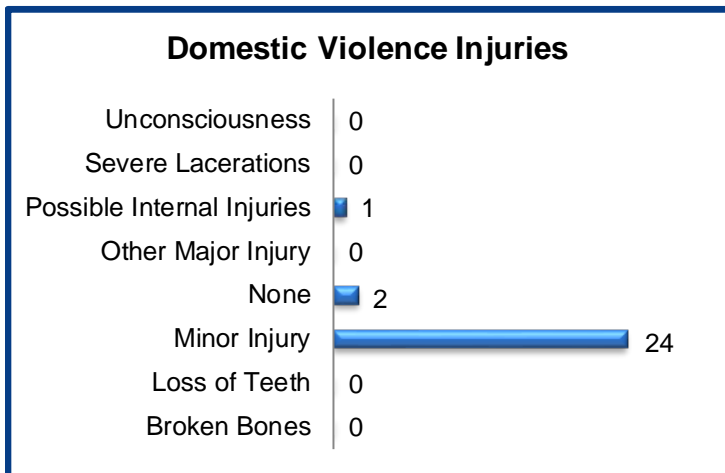
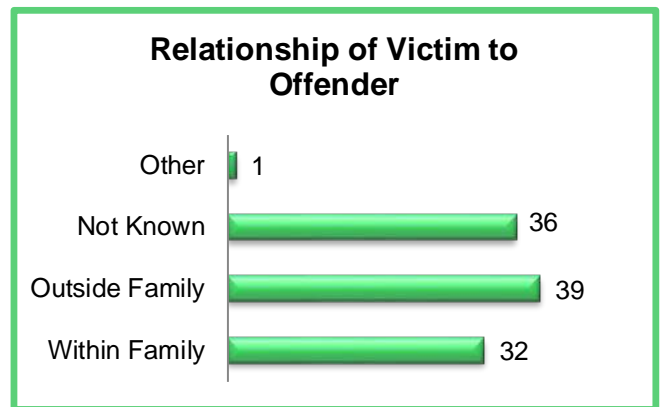
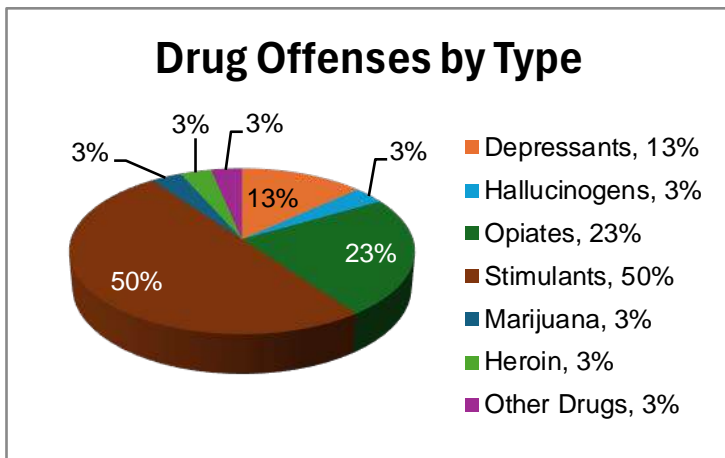
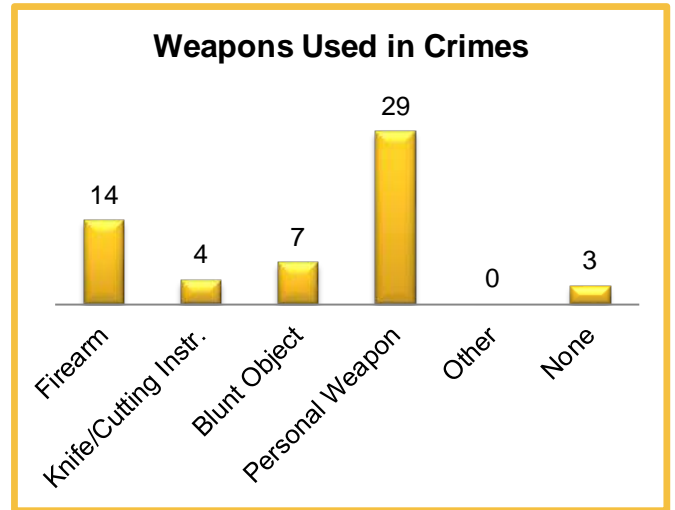
2024 Washington NIBRS Submission Agencies

Pacific PD

Continued

2024 Group B Arrests

| Offense | Adult | Juvenile |
|-----------------------|-----------|----------|
| Bad Checks | 0 | 0 |
| Curfew/Vagrancy | 0 | 0 |
| Disorderly Conduct | 0 | 0 |
| Drunkenness | 0 | 0 |
| DUI | 15 | 0 |
| Family Offenses | 1 | 0 |
| Liquor Law Violations | 0 | 0 |
| Peeping Tom | 0 | 0 |
| Trespass | 2 | 0 |
| All Other Offenses | 49 | 1 |
| Total | 67 | 1 |



2024 Property Values by Type

| Type | Value |
|----------------------|-----------|
| Seized | \$30 |
| Burned | \$1,730 |
| Counterfeited/Forged | \$0 |
| Destroyed/Damaged | \$91,182 |
| Recovered | \$441,250 |
| Stolen | \$710,941 |

2024 Washington NIBRS Submission Agencies

Port of Seattle PD

King County

Population: 0
Months Reported: 2

Offense Overview

Offense Total 373
of Cleared Offense 35
Percent Cleared 9.4%

Group A Arrest Overview

Arrest Total 35
Adult Arrest Total 35
Juvenile Arrest Total 0

| Group A Offenses | Reported 2023 | Reported 2024 | % of Change* | Crime Rate per 1,000 | Total Arrests | DV Offense Totals |
|----------------------------------|---------------|---------------|--------------|----------------------|---------------|-------------------|
| Murder | 0 | 0 | | 0.0 | 0 | 0 |
| Manslaughter | 0 | 0 | | 0.0 | 0 | 0 |
| Rape | 0 | 0 | | 0.0 | 0 | 0 |
| Sodomy | 0 | 0 | | 0.0 | 0 | 0 |
| Sexual Assault w/Object | 0 | 0 | | 0.0 | 0 | 0 |
| Fondling | 0 | 0 | | 0.0 | 0 | 0 |
| Aggravated Assault | 0 | 0 | | 0.0 | 0 | 0 |
| Simple Assault | 0 | 12 | | 0.0 | 4 | 2 |
| Intimidation | 0 | 5 | | 0.0 | 2 | 0 |
| Kidnapping | 0 | 0 | | 0.0 | 0 | 0 |
| Incest | 0 | 0 | | 0.0 | 0 | 0 |
| Statutory Rape | 0 | 0 | | 0.0 | 0 | 0 |
| Human Trafficking Offenses | 0 | 0 | | 0.0 | 0 | 0 |
| Violation of No Contact/Protect. | 0 | 4 | | 0.0 | 3 | 3 |
| Robbery | 0 | 2 | | 0.0 | 1 | 0 |
| Burglary | 1 | 6 | | 0.0 | 0 | 0 |
| Larceny-Theft Offenses | 36 | 218 | | 0.0 | 12 | 0 |
| Motor Vehicle Theft | 12 | 43 | | 0.0 | 0 | 0 |
| Arson | 0 | 0 | | 0.0 | 0 | 0 |
| Destruction of Property | 9 | 47 | | 0.0 | 0 | 0 |
| Counterfeiting/Forgery | 0 | 1 | | 0.0 | 0 | 0 |
| Fraud Offenses | 1 | 11 | | 0.0 | 2 | 0 |
| Embezzlement | 0 | 0 | | 0.0 | 0 | 0 |
| Extortion/Blackmail | 0 | 0 | | 0.0 | 0 | 0 |
| Bribery | 0 | 0 | | 0.0 | 0 | 0 |
| Stolen Property Offenses | 0 | 0 | | 0.0 | 0 | 0 |
| Animal Cruelty | 0 | 0 | | 0.0 | 0 | 0 |
| Drug/Narcotic Violations | 0 | 9 | | 0.0 | 6 | 0 |
| Drug Equipment Violations | 0 | 2 | | 0.0 | 0 | 0 |
| Gambling Offenses | 0 | 0 | | 0.0 | 0 | 0 |
| Pornography | 0 | 0 | | 0.0 | 0 | 0 |
| Prostitution Offenses | 0 | 0 | | 0.0 | 0 | 0 |
| Weapon Law Violations | 1 | 13 | | 0.0 | 5 | 0 |
| Grand Total | 60 | 373 | | 0.0 | 35 | 5 |

* Please see #10 in the NIBRS Individual Agency Page Table Legend.

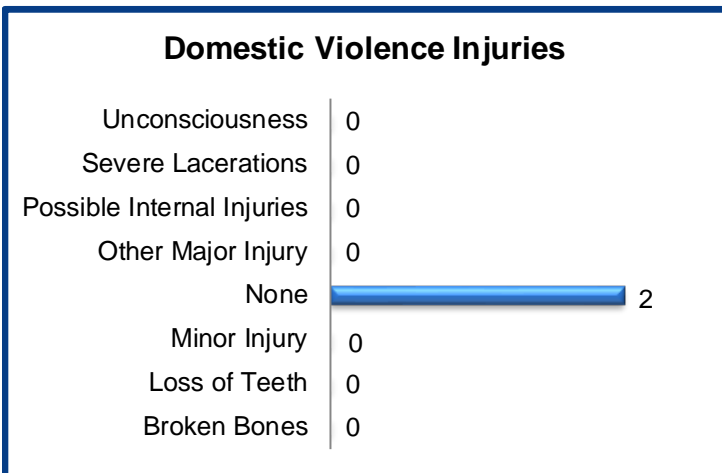
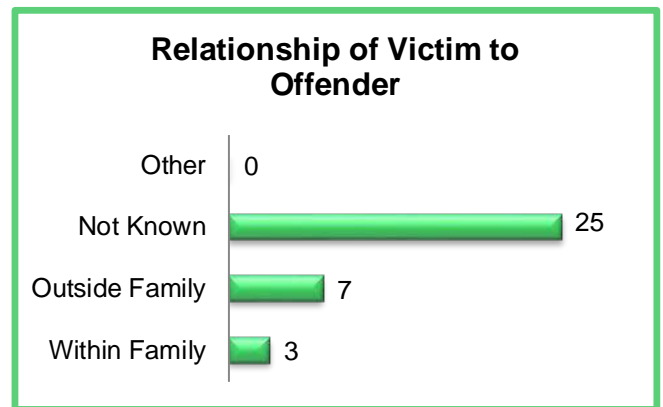
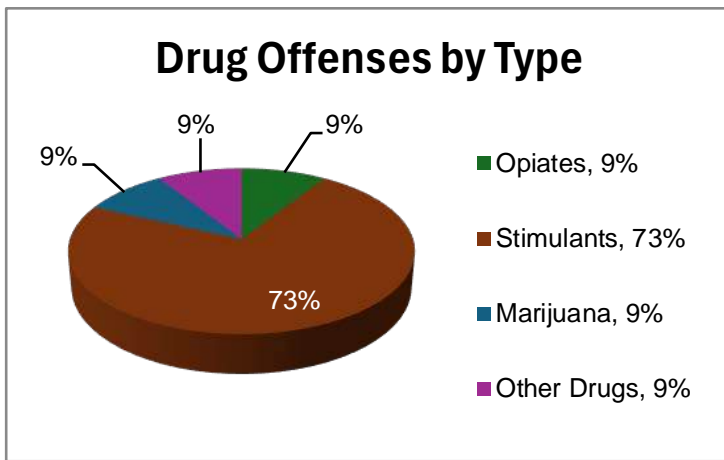
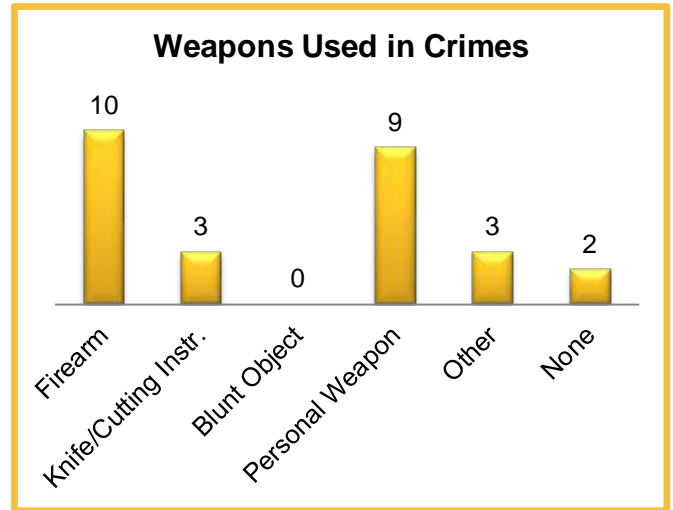
2024 Washington NIBRS Submission Agencies

Port of Seattle PD

Continued

2024 Group B Arrests

| Offense | Adult | Juvenile |
|-----------------------|-----------|----------|
| Bad Checks | 0 | 0 |
| Curfew/Vagrancy | 0 | 0 |
| Disorderly Conduct | 0 | 0 |
| Drunkenness | 0 | 0 |
| DUI | 3 | 0 |
| Family Offenses | 0 | 0 |
| Liquor Law Violations | 0 | 0 |
| Peeping Tom | 0 | 0 |
| Trespass | 79 | 0 |
| All Other Offenses | 2 | 0 |
| Total | 84 | 0 |



2024 Property Values by Type

| Type | Value |
|----------------------|-------------|
| Seized | \$0 |
| Burned | \$0 |
| Counterfeited/Forged | \$1,026 |
| Destroyed/Damaged | \$140,804 |
| Recovered | \$652,038 |
| Stolen | \$1,056,568 |

2024 Washington NIBRS Submission Agencies

Redmond PD

King County

Population: 80,040
Months Reported: 12

Offense Overview

Offense Total 4,284
of Cleared Offense 944
Percent Cleared 22.0%

Group A Arrest Overview

Arrest Total 808
Adult Arrest Total 754
Juvenile Arrest Total 54

| Group A Offenses | Reported 2023 | Reported 2024 | % of Change | Crime Rate per 1,000 | Total Arrests | DV Offense Totals |
|----------------------------------|---------------|---------------|--------------|----------------------|---------------|-------------------|
| Murder | 2 | 0 | -100.0% | 0.0 | 0 | 0 |
| Manslaughter | 2 | 0 | -100.0% | 0.0 | 0 | 0 |
| Rape | 18 | 23 | 27.8% | 0.3 | 9 | 6 |
| Sodomy | 3 | 1 | -66.7% | 0.0 | 0 | 1 |
| Sexual Assault w/Object | 1 | 1 | 0.0% | 0.0 | 0 | 1 |
| Fondling | 13 | 15 | 15.4% | 0.2 | 4 | 3 |
| Aggravated Assault | 53 | 54 | 1.9% | 0.7 | 34 | 21 |
| Simple Assault | 267 | 232 | -13.1% | 2.9 | 132 | 113 |
| Intimidation | 63 | 58 | -7.9% | 0.7 | 9 | 12 |
| Kidnapping | 4 | 4 | 0.0% | 0.0 | 3 | 3 |
| Incest | 2 | 0 | -100.0% | 0.0 | 0 | 0 |
| Statutory Rape | 1 | 0 | -100.0% | 0.0 | 1 | 0 |
| Human Trafficking Offenses | 0 | 2 | | 0.0 | 0 | 0 |
| Violation of No Contact/Protect. | 100 | 119 | 19.0% | 1.5 | 85 | 78 |
| Robbery | 32 | 31 | -3.1% | 0.4 | 12 | 1 |
| Burglary | 247 | 266 | 7.7% | 3.3 | 29 | 1 |
| Larceny-Theft Offenses | 1,920 | 1,796 | -6.5% | 22.4 | 373 | 7 |
| Motor Vehicle Theft | 328 | 309 | -5.8% | 3.9 | 8 | 2 |
| Arson | 7 | 11 | 57.1% | 0.1 | 1 | 0 |
| Destruction of Property | 895 | 841 | -6.0% | 10.5 | 39 | 32 |
| Counterfeiting/Forgery | 18 | 21 | 16.7% | 0.3 | 4 | 0 |
| Fraud Offenses | 347 | 365 | 5.2% | 4.6 | 6 | 0 |
| Embezzlement | 8 | 4 | -50.0% | 0.0 | 0 | 0 |
| Extortion/Blackmail | 18 | 20 | 11.1% | 0.2 | 0 | 0 |
| Bribery | 0 | 0 | | 0.0 | 0 | 0 |
| Stolen Property Offenses | 79 | 29 | -63.3% | 0.4 | 31 | 2 |
| Animal Cruelty | 1 | 3 | 200.0% | 0.0 | 0 | 0 |
| Drug/Narcotic Violations | 16 | 36 | 125.0% | 0.4 | 20 | 0 |
| Drug Equipment Violations | 22 | 21 | -4.5% | 0.3 | 3 | 0 |
| Gambling Offenses | 0 | 0 | | 0.0 | 0 | 0 |
| Pornography | 15 | 2 | -86.7% | 0.0 | 0 | 0 |
| Prostitution Offenses | 0 | 2 | | 0.0 | 0 | 0 |
| Weapon Law Violations | 23 | 18 | -21.7% | 0.2 | 5 | 0 |
| Grand Total | 4,505 | 4,284 | -4.9% | 53.5 | 808 | 283 |

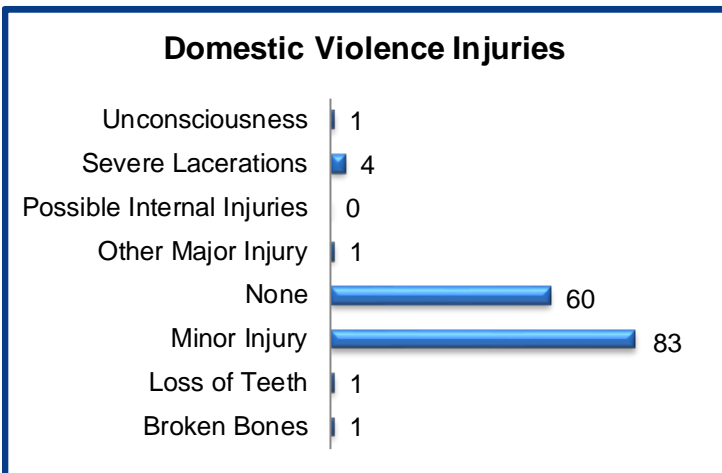
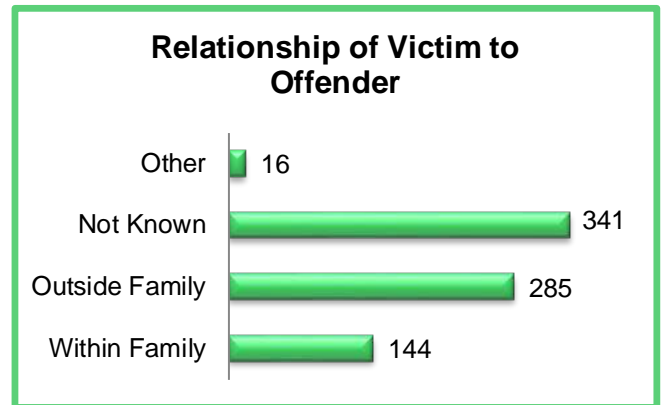
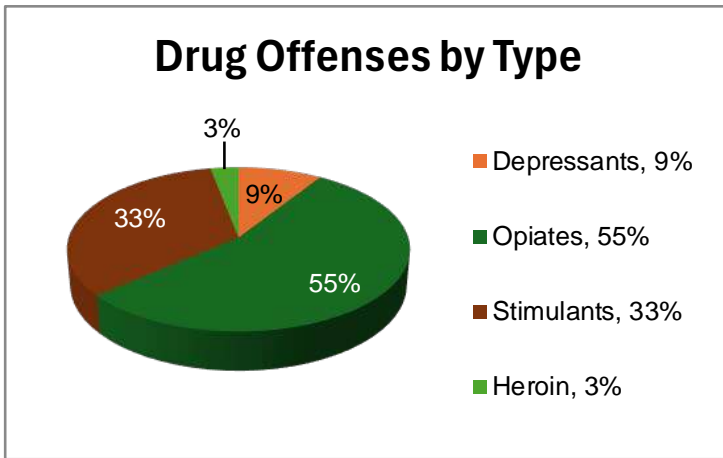
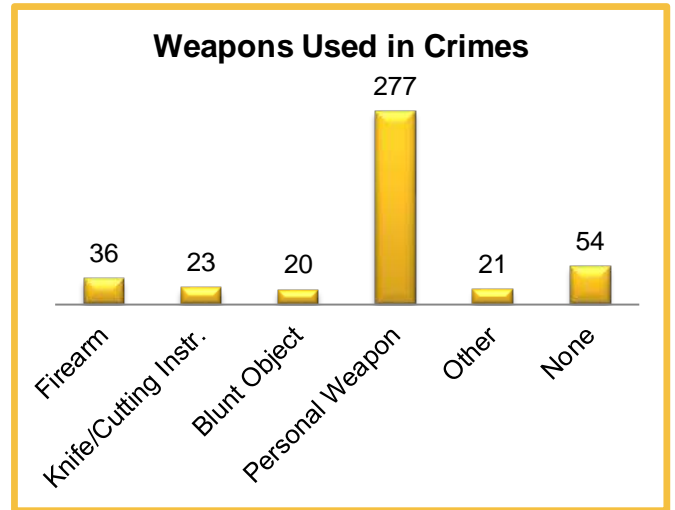
2024 Washington NIBRS Submission Agencies

Redmond PD

Continued

2024 Group B Arrests

| Offense | Adult | Juvenile |
|-----------------------|------------|----------|
| Bad Checks | 0 | 0 |
| Curfew/Vagrancy | 0 | 0 |
| Disorderly Conduct | 28 | 0 |
| Drunkenness | 0 | 0 |
| DUI | 78 | 0 |
| Family Offenses | 1 | 0 |
| Liquor Law Violations | 5 | 0 |
| Peeping Tom | 0 | 0 |
| Trespass | 74 | 0 |
| All Other Offenses | 214 | 1 |
| Total | 400 | 1 |



2024 Property Values by Type

| Type | Value |
|----------------------|-------------|
| Seized | \$0 |
| Burned | \$16,115 |
| Counterfeited/Forged | \$16,429 |
| Destroyed/Damaged | \$1,603,163 |
| Recovered | \$913,330 |
| Stolen | \$7,873,237 |

2024 Washington NIBRS Submission Agencies

Renton PD

King County

Population: 108,800
Months Reported: 12

Offense Overview

Offense Total 7,041
of Cleared Offense 1,687
Percent Cleared 24.0%

Group A Arrest Overview

Arrest Total 1,501
Adult Arrest Total 1,461
Juvenile Arrest Total 40

| Group A Offenses | Reported 2023 | Reported 2024 | % of Change | Crime Rate per 1,000 | Total Arrests | DV Offense Totals |
|----------------------------------|---------------|---------------|---------------|----------------------|---------------|-------------------|
| Murder | 8 | 5 | -37.5% | 0.0 | 3 | 0 |
| Manslaughter | 0 | 0 | | 0.0 | 0 | 0 |
| Rape | 35 | 45 | 28.6% | 0.4 | 2 | 8 |
| Sodomy | 2 | 2 | 0.0% | 0.0 | 0 | 0 |
| Sexual Assault w/Object | 0 | 0 | | 0.0 | 0 | 0 |
| Fondling | 12 | 14 | 16.7% | 0.1 | 0 | 3 |
| Aggravated Assault | 247 | 217 | -12.1% | 2.0 | 36 | 83 |
| Simple Assault | 628 | 648 | 3.2% | 6.0 | 374 | 315 |
| Intimidation | 26 | 17 | -34.6% | 0.2 | 4 | 2 |
| Kidnapping | 20 | 7 | -65.0% | 0.1 | 2 | 4 |
| Incest | 0 | 0 | | 0.0 | 0 | 0 |
| Statutory Rape | 18 | 11 | -38.9% | 0.1 | 2 | 3 |
| Human Trafficking Offenses | 8 | 9 | 12.5% | 0.1 | 1 | 0 |
| Violation of No Contact/Protect. | 99 | 193 | 94.9% | 1.8 | 142 | 157 |
| Robbery | 146 | 96 | -34.2% | 0.9 | 20 | 1 |
| Burglary | 626 | 437 | -30.2% | 4.0 | 12 | 7 |
| Larceny-Theft Offenses | 2,207 | 1,976 | -10.5% | 18.2 | 612 | 18 |
| Motor Vehicle Theft | 1,996 | 1,199 | -39.9% | 11.0 | 18 | 2 |
| Arson | 12 | 10 | -16.7% | 0.1 | 1 | 1 |
| Destruction of Property | 2,345 | 1,590 | -32.2% | 14.6 | 52 | 33 |
| Counterfeiting/Forgery | 28 | 44 | 57.1% | 0.4 | 3 | 0 |
| Fraud Offenses | 156 | 113 | -27.6% | 1.0 | 5 | 1 |
| Embezzlement | 0 | 1 | | 0.0 | 0 | 0 |
| Extortion/Blackmail | 8 | 16 | 100.0% | 0.1 | 0 | 0 |
| Bribery | 0 | 0 | | 0.0 | 0 | 0 |
| Stolen Property Offenses | 40 | 39 | -2.5% | 0.4 | 6 | 1 |
| Animal Cruelty | 5 | 11 | 120.0% | 0.1 | 2 | 0 |
| Drug/Narcotic Violations | 175 | 230 | 31.4% | 2.1 | 182 | 0 |
| Drug Equipment Violations | 12 | 6 | -50.0% | 0.1 | 1 | 0 |
| Gambling Offenses | 0 | 0 | | 0.0 | 0 | 0 |
| Pornography | 13 | 25 | 92.3% | 0.2 | 0 | 0 |
| Prostitution Offenses | 1 | 2 | 100.0% | 0.0 | 1 | 0 |
| Weapon Law Violations | 110 | 78 | -29.1% | 0.7 | 20 | 0 |
| Grand Total | 8,983 | 7,041 | -21.6% | 64.7 | 1,501 | 639 |

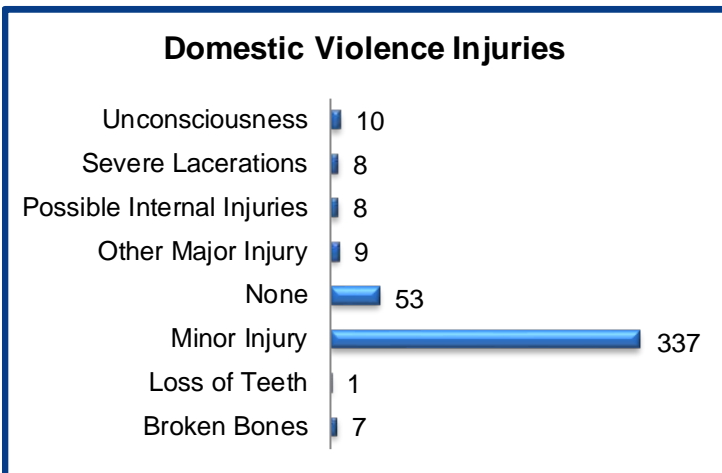
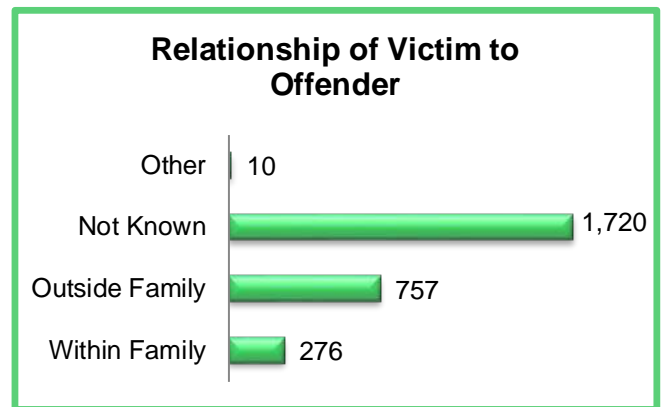
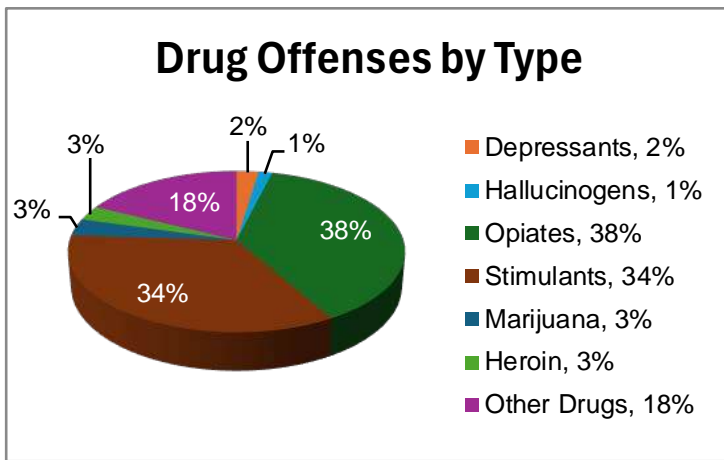
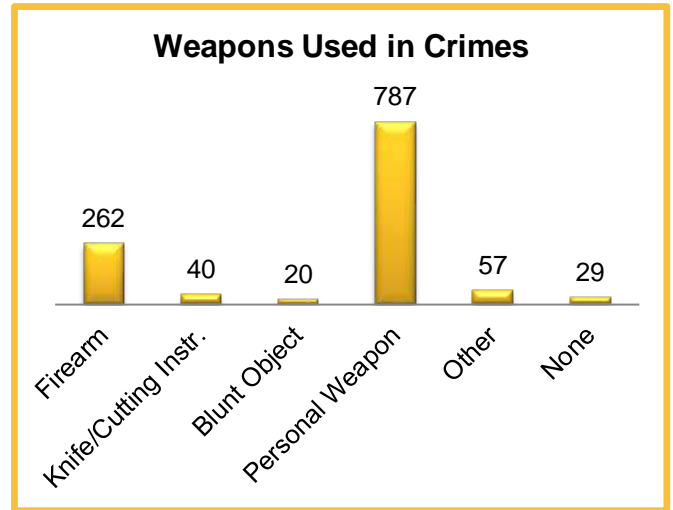
2024 Washington NIBRS Submission Agencies

Renton PD

Continued

2024 Group B Arrests

| Offense | Adult | Juvenile |
|-----------------------|------------|----------|
| Bad Checks | 0 | 0 |
| Curfew/Vagrancy | 0 | 0 |
| Disorderly Conduct | 5 | 0 |
| Drunkenness | 0 | 0 |
| DUI | 172 | 0 |
| Family Offenses | 0 | 0 |
| Liquor Law Violations | 2 | 0 |
| Peeping Tom | 1 | 0 |
| Trespass | 99 | 0 |
| All Other Offenses | 79 | 5 |
| Total | 358 | 5 |



2024 Property Values by Type

| Type | Value |
|----------------------|--------------|
| Seized | \$993 |
| Burned | \$1,278,850 |
| Counterfeited/Forged | \$73,563 |
| Destroyed/Damaged | \$4,236,218 |
| Recovered | \$9,078,097 |
| Stolen | \$19,191,664 |

2024 Washington NIBRS Submission Agencies

Sammamish PD

King County

Population: 68,410
Months Reported: 12

Offense Overview

Offense Total 763
of Cleared Offense 102
Percent Cleared 13.4%

Group A Arrest Overview

Arrest Total 76
Adult Arrest Total 68
Juvenile Arrest Total 8

| Group A Offenses | Reported 2023 | Reported 2024 | % of Change | Crime Rate per 1,000 | Total Arrests | DV Offense Totals |
|----------------------------------|---------------|---------------|--------------|----------------------|---------------|-------------------|
| Murder | 1 | 0 | -100.0% | 0.0 | 0 | 0 |
| Manslaughter | 0 | 0 | | 0.0 | 0 | 0 |
| Rape | 6 | 8 | 33.3% | 0.1 | 0 | 4 |
| Sodomy | 0 | 0 | | 0.0 | 0 | 0 |
| Sexual Assault w/Object | 0 | 0 | | 0.0 | 0 | 0 |
| Fondling | 2 | 1 | -50.0% | 0.0 | 0 | 0 |
| Aggravated Assault | 12 | 9 | -25.0% | 0.1 | 6 | 7 |
| Simple Assault | 59 | 63 | 6.8% | 0.9 | 38 | 38 |
| Intimidation | 25 | 41 | 64.0% | 0.6 | 7 | 14 |
| Kidnapping | 0 | 0 | | 0.0 | 0 | 0 |
| Incest | 0 | 0 | | 0.0 | 0 | 0 |
| Statutory Rape | 0 | 0 | | 0.0 | 0 | 0 |
| Human Trafficking Offenses | 0 | 0 | | 0.0 | 0 | 0 |
| Violation of No Contact/Protect. | 29 | 25 | -13.8% | 0.4 | 15 | 21 |
| Robbery | 0 | 1 | | 0.0 | 1 | 0 |
| Burglary | 98 | 52 | -46.9% | 0.8 | 1 | 1 |
| Larceny-Theft Offenses | 281 | 265 | -5.7% | 3.9 | 1 | 0 |
| Motor Vehicle Theft | 31 | 44 | 41.9% | 0.6 | 0 | 1 |
| Arson | 4 | 2 | -50.0% | 0.0 | 0 | 0 |
| Destruction of Property | 111 | 110 | -0.9% | 1.6 | 3 | 6 |
| Counterfeiting/Forgery | 4 | 2 | -50.0% | 0.0 | 0 | 0 |
| Fraud Offenses | 119 | 124 | 4.2% | 1.8 | 1 | 0 |
| Embezzlement | 1 | 0 | -100.0% | 0.0 | 0 | 0 |
| Extortion/Blackmail | 10 | 6 | -40.0% | 0.1 | 0 | 0 |
| Bribery | 0 | 0 | | 0.0 | 0 | 0 |
| Stolen Property Offenses | 0 | 3 | | 0.0 | 1 | 0 |
| Animal Cruelty | 0 | 0 | | 0.0 | 0 | 0 |
| Drug/Narcotic Violations | 3 | 2 | -33.3% | 0.0 | 1 | 0 |
| Drug Equipment Violations | 0 | 0 | | 0.0 | 0 | 0 |
| Gambling Offenses | 0 | 0 | | 0.0 | 0 | 0 |
| Pornography | 7 | 3 | -57.1% | 0.0 | 0 | 0 |
| Prostitution Offenses | 0 | 0 | | 0.0 | 0 | 0 |
| Weapon Law Violations | 1 | 2 | 100.0% | 0.0 | 1 | 0 |
| Grand Total | 804 | 763 | -5.1% | 11.2 | 76 | 92 |

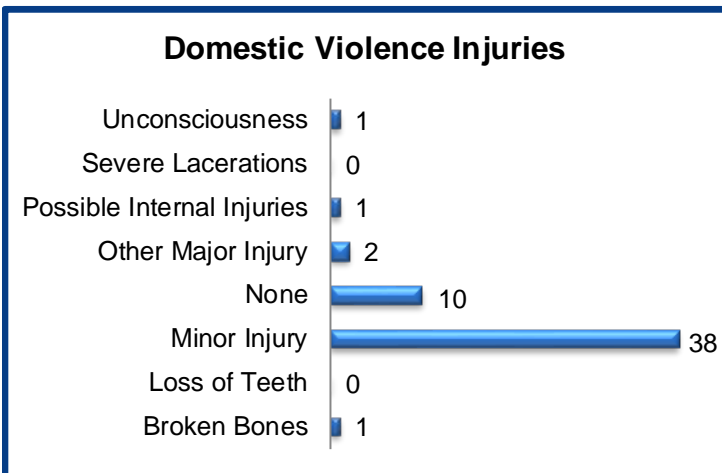
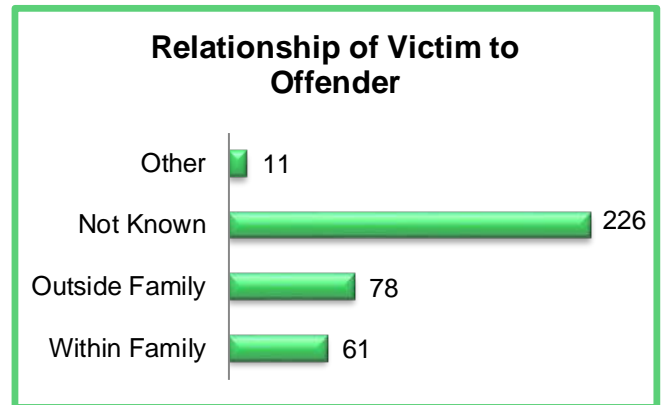
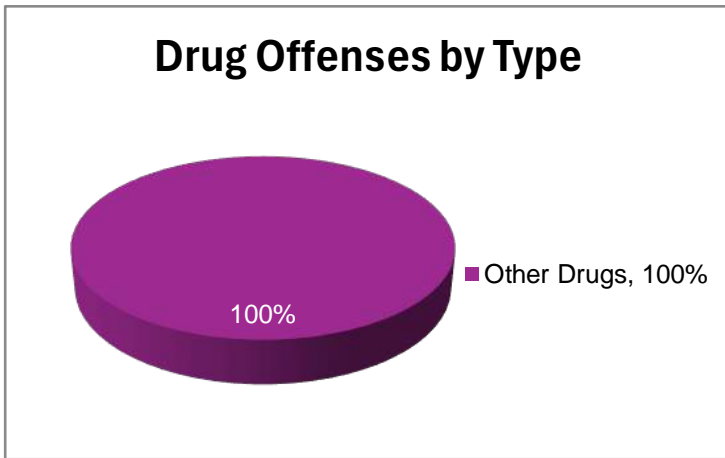
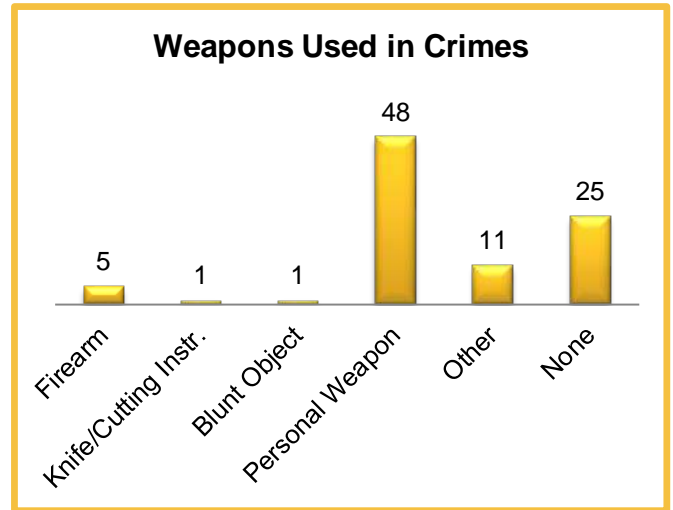
2024 Washington NIBRS Submission Agencies

Sammamish PD

Continued

2024 Group B Arrests

| Offense | Adult | Juvenile |
|-----------------------|-----------|----------|
| Bad Checks | 0 | 0 |
| Curfew/Vagrancy | 0 | 0 |
| Disorderly Conduct | 1 | 0 |
| Drunkenness | 0 | 0 |
| DUI | 12 | 1 |
| Family Offenses | 0 | 0 |
| Liquor Law Violations | 0 | 0 |
| Peeping Tom | 0 | 0 |
| Trespass | 0 | 0 |
| All Other Offenses | 14 | 2 |
| Total | 27 | 3 |



2024 Property Values by Type

| Type | Value |
|----------------------|-------------|
| Seized | \$0 |
| Burned | \$479,000 |
| Counterfeited/Forged | \$0 |
| Destroyed/Damaged | \$73,302 |
| Recovered | \$35,912 |
| Stolen | \$1,164,844 |

2024 Washington NIBRS Submission Agencies

SeaTac PD

King County

Population: 32,710
Months Reported: 12

Offense Overview

Offense Total 2,452
of Cleared Offense 667
Percent Cleared 27.2%

Group A Arrest Overview

Arrest Total 494
Adult Arrest Total 460
Juvenile Arrest Total 34

| Group A Offenses | Reported 2023 | Reported 2024 | % of Change | Crime Rate per 1,000 | Total Arrests | DV Offense Totals |
|----------------------------------|---------------|---------------|---------------|----------------------|---------------|-------------------|
| Murder | 3 | 2 | -33.3% | 0.1 | 0 | 0 |
| Manslaughter | 0 | 4 | | 0.1 | 4 | 0 |
| Rape | 25 | 27 | 8.0% | 0.8 | 2 | 7 |
| Sodomy | 0 | 0 | | 0.0 | 0 | 0 |
| Sexual Assault w/Object | 0 | 0 | | 0.0 | 0 | 0 |
| Fondling | 15 | 6 | -60.0% | 0.2 | 2 | 1 |
| Aggravated Assault | 87 | 75 | -13.8% | 2.3 | 39 | 31 |
| Simple Assault | 210 | 242 | 15.2% | 7.4 | 160 | 132 |
| Intimidation | 71 | 75 | 5.6% | 2.3 | 27 | 28 |
| Kidnapping | 2 | 3 | 50.0% | 0.1 | 1 | 3 |
| Incest | 0 | 0 | | 0.0 | 0 | 0 |
| Statutory Rape | 0 | 0 | | 0.0 | 0 | 0 |
| Human Trafficking Offenses | 2 | 2 | 0.0% | 0.1 | 0 | 0 |
| Violation of No Contact/Protect. | 101 | 119 | 17.8% | 3.6 | 101 | 111 |
| Robbery | 43 | 42 | -2.3% | 1.3 | 12 | 5 |
| Burglary | 170 | 109 | -35.9% | 3.3 | 11 | 2 |
| Larceny-Theft Offenses | 725 | 705 | -2.8% | 21.6 | 51 | 11 |
| Motor Vehicle Theft | 719 | 442 | -38.5% | 13.5 | 12 | 2 |
| Arson | 5 | 7 | 40.0% | 0.2 | 2 | 2 |
| Destruction of Property | 355 | 321 | -9.6% | 9.8 | 14 | 20 |
| Counterfeiting/Forgery | 1 | 12 | 1100.0% | 0.4 | 1 | 1 |
| Fraud Offenses | 66 | 99 | 50.0% | 3.0 | 3 | 5 |
| Embezzlement | 2 | 2 | 0.0% | 0.1 | 0 | 0 |
| Extortion/Blackmail | 1 | 7 | 600.0% | 0.2 | 0 | 0 |
| Bribery | 0 | 0 | | 0.0 | 0 | 0 |
| Stolen Property Offenses | 34 | 31 | -8.8% | 0.9 | 18 | 2 |
| Animal Cruelty | 1 | 1 | 0.0% | 0.0 | 0 | 0 |
| Drug/Narcotic Violations | 34 | 69 | 102.9% | 2.1 | 14 | 0 |
| Drug Equipment Violations | 1 | 2 | 100.0% | 0.1 | 1 | 0 |
| Gambling Offenses | 0 | 0 | | 0.0 | 0 | 0 |
| Pornography | 1 | 1 | 0.0% | 0.0 | 0 | 0 |
| Prostitution Offenses | 14 | 8 | -42.9% | 0.2 | 7 | 0 |
| Weapon Law Violations | 46 | 39 | -15.2% | 1.2 | 12 | 0 |
| Grand Total | 2,734 | 2,452 | -10.3% | 75.0 | 494 | 363 |

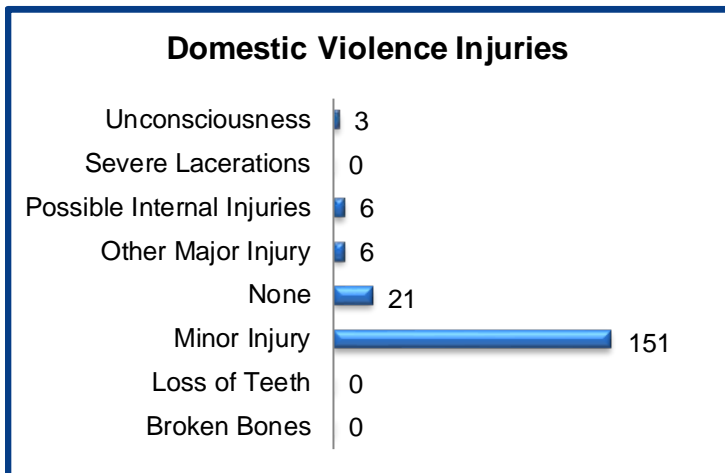
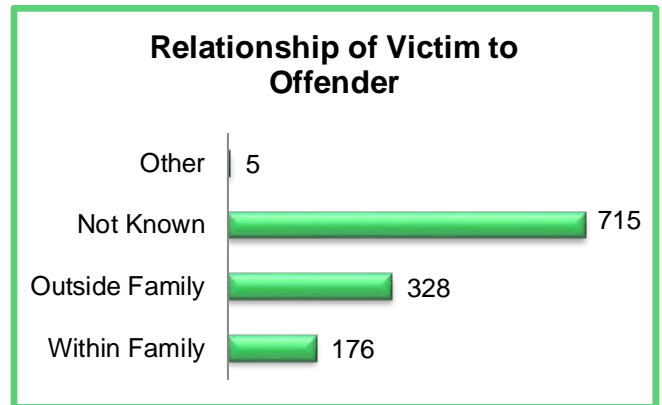
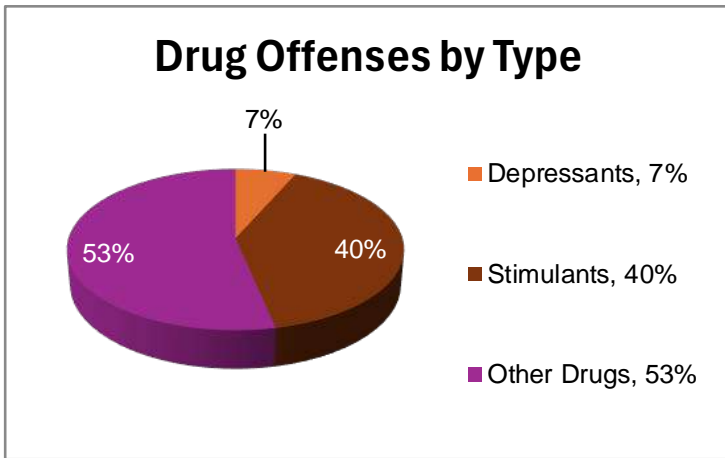
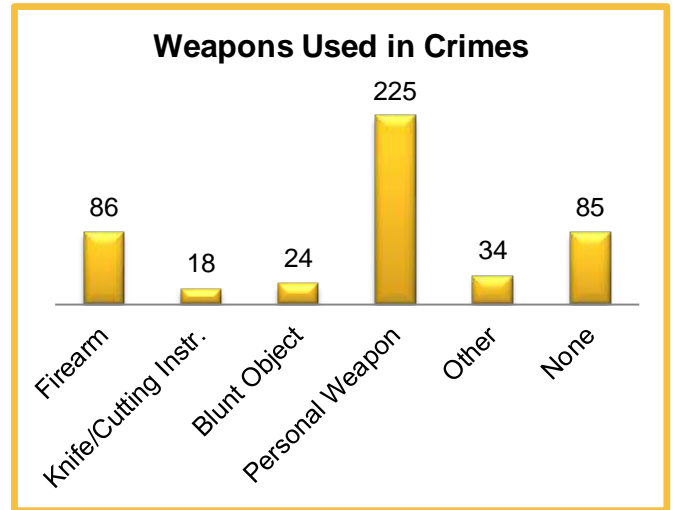
2024 Washington NIBRS Submission Agencies

SeaTac PD

Continued

2024 Group B Arrests

| Offense | Adult | Juvenile |
|-----------------------|------------|----------|
| Bad Checks | 0 | 0 |
| Curfew/Vagrancy | 0 | 0 |
| Disorderly Conduct | 2 | 0 |
| Drunkenness | 0 | 0 |
| DUI | 75 | 1 |
| Family Offenses | 1 | 0 |
| Liquor Law Violations | 1 | 0 |
| Peeping Tom | 0 | 0 |
| Trespass | 42 | 0 |
| All Other Offenses | 111 | 0 |
| Total | 232 | 1 |



2024 Property Values by Type

| Type | Value |
|----------------------|-------------|
| Seized | \$0 |
| Burned | \$12,840 |
| Counterfeited/Forged | \$374,554 |
| Destroyed/Damaged | \$181,965 |
| Recovered | \$218,435 |
| Stolen | \$1,734,012 |

2024 Washington NIBRS Submission Agencies

Seattle PD

King County

Population: 797,700
Months Reported: 12

Offense Overview

Offense Total 69,702
of Cleared Offense 8,573
Percent Cleared 12.3%

Group A Arrest Overview

Arrest Total 6,591
Adult Arrest Total 6,409
Juvenile Arrest Total 182

| Group A Offenses | Reported 2023 | Reported 2024 | % of Change | Crime Rate per 1,000 | Total Arrests | DV Offense Totals |
|----------------------------------|---------------|---------------|--------------|----------------------|---------------|-------------------|
| Murder | 68 | 52 | -23.5% | 0.1 | 23 | 3 |
| Manslaughter | 5 | 3 | -40.0% | 0.0 | 1 | 0 |
| Rape | 168 | 315 | 87.5% | 0.4 | 40 | 69 |
| Sodomy | 112 | 39 | -65.2% | 0.0 | 1 | 9 |
| Sexual Assault w/Object | 65 | 22 | -66.2% | 0.0 | 0 | 4 |
| Fondling | 263 | 197 | -25.1% | 0.2 | 18 | 34 |
| Aggravated Assault | 3,983 | 3,952 | -0.8% | 5.0 | 840 | 960 |
| Simple Assault | 5,607 | 5,046 | -10.0% | 6.3 | 1,528 | 1,759 |
| Intimidation | 3,328 | 2,566 | -22.9% | 3.2 | 592 | 499 |
| Kidnapping | 239 | 215 | -10.0% | 0.3 | 44 | 121 |
| Incest | 1 | 1 | 0.0% | 0.0 | 0 | 1 |
| Statutory Rape | 8 | 11 | 37.5% | 0.0 | 2 | 2 |
| Human Trafficking Offenses | 26 | 17 | -34.6% | 0.0 | 0 | 1 |
| Violation of No Contact/Protect. | 1,554 | 1,501 | -3.4% | 1.9 | 425 | 1,109 |
| Robbery | 1,700 | 1,717 | 1.0% | 2.2 | 304 | 119 |
| Burglary | 8,642 | 8,914 | 3.1% | 11.2 | 621 | 186 |
| Larceny-Theft Offenses | 22,907 | 24,565 | 7.2% | 30.8 | 680 | 156 |
| Motor Vehicle Theft | 9,276 | 7,452 | -19.7% | 9.3 | 92 | 19 |
| Arson | 149 | 156 | 4.7% | 0.2 | 28 | 6 |
| Destruction of Property | 7,273 | 7,017 | -3.5% | 8.8 | 286 | 368 |
| Counterfeiting/Forgery | 251 | 206 | -17.9% | 0.3 | 3 | 4 |
| Fraud Offenses | 3,061 | 2,705 | -11.6% | 3.4 | 19 | 35 |
| Embezzlement | 59 | 31 | -47.5% | 0.0 | 0 | 0 |
| Extortion/Blackmail | 161 | 168 | 4.3% | 0.2 | 2 | 13 |
| Bribery | 2 | 0 | -100.0% | 0.0 | 0 | 0 |
| Stolen Property Offenses | 762 | 664 | -12.9% | 0.8 | 400 | 25 |
| Animal Cruelty | 46 | 57 | 23.9% | 0.1 | 7 | 0 |
| Drug/Narcotic Violations | 623 | 1,063 | 70.6% | 1.3 | 353 | 0 |
| Drug Equipment Violations | 11 | 62 | 463.6% | 0.1 | 1 | 0 |
| Gambling Offenses | 1 | 0 | -100.0% | 0.0 | 0 | 0 |
| Pornography | 54 | 69 | 27.8% | 0.1 | 21 | 0 |
| Prostitution Offenses | 45 | 31 | -31.1% | 0.0 | 8 | 0 |
| Weapon Law Violations | 888 | 888 | 0.0% | 1.1 | 252 | 0 |
| Grand Total | 71,338 | 69,702 | -2.3% | 87.4 | 6,591 | 5,502 |

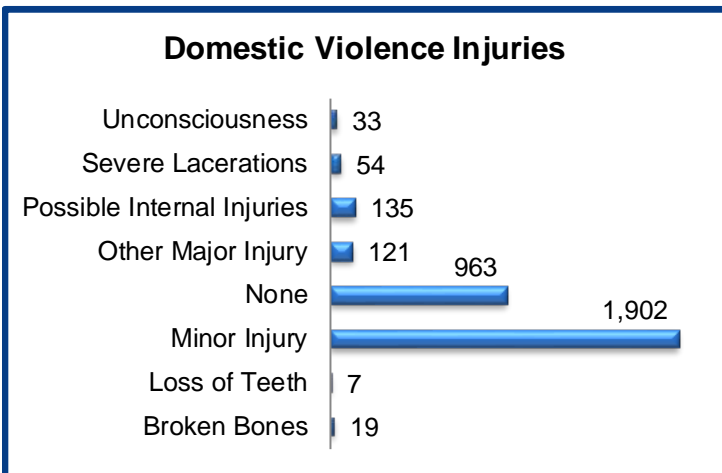
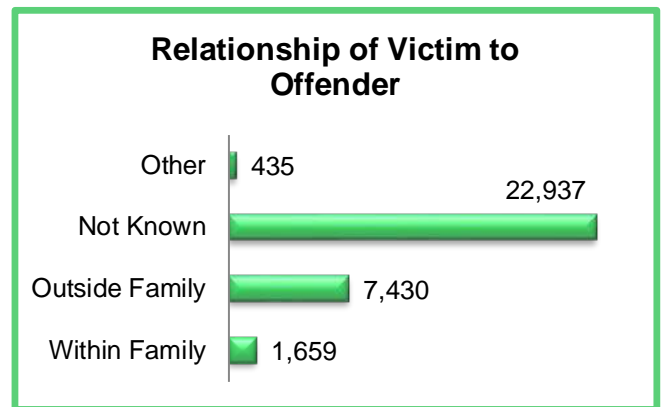
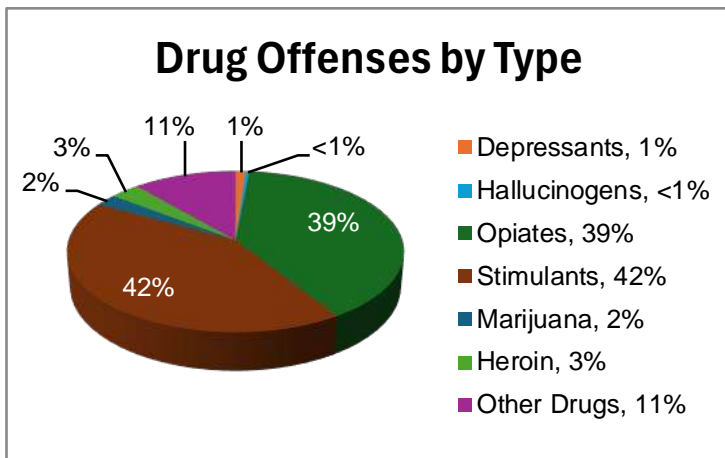
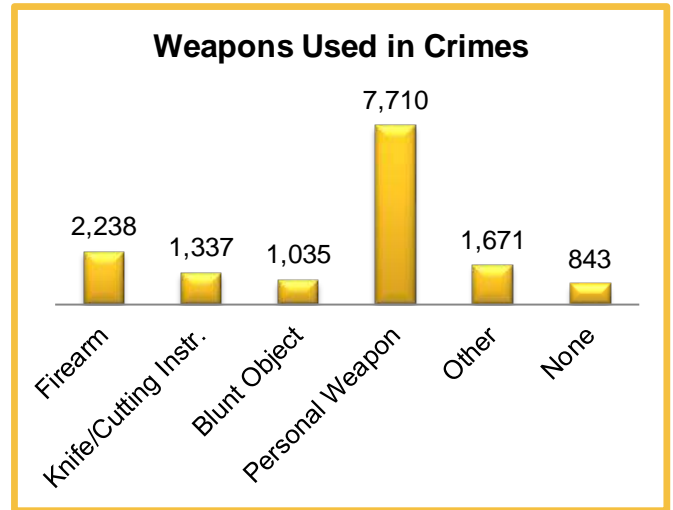
2024 Washington NIBRS Submission Agencies

Seattle PD

Continued

2024 Group B Arrests

| Offense | Adult | Juvenile |
|-----------------------|--------------|-----------|
| Bad Checks | 0 | 0 |
| Curfew/Vagrancy | 2 | 0 |
| Disorderly Conduct | 35 | 0 |
| Drunkenness | 0 | 0 |
| DUI | 838 | 6 |
| Family Offenses | 17 | 0 |
| Liquor Law Violations | 1 | 0 |
| Peeping Tom | 0 | 0 |
| Trespass | 278 | 0 |
| All Other Offenses | 485 | 8 |
| Total | 1,656 | 14 |



2024 Property Values by Type

| Type | Value |
|----------------------|--------------|
| Seized | \$150 |
| Burned | \$899,662 |
| Counterfeited/Forged | \$1,145,670 |
| Destroyed/Damaged | \$17,622,033 |
| Recovered | \$3,700,122 |
| Stolen | \$79,456,136 |

2024 Washington NIBRS Submission Agencies

Shoreline PD

King County

Population: 61,910
Months Reported: 12

Offense Overview

Offense Total 2,852
of Cleared Offense 656
Percent Cleared 23.0%

Group A Arrest Overview

Arrest Total 532
Adult Arrest Total 501
Juvenile Arrest Total 31

| Group A Offenses | Reported 2023 | Reported 2024 | % of Change | Crime Rate per 1,000 | Total Arrests | DV Offense Totals |
|----------------------------------|---------------|---------------|-------------|----------------------|---------------|-------------------|
| Murder | 1 | 2 | 100.0% | 0.0 | 2 | 1 |
| Manslaughter | 1 | 0 | -100.0% | 0.0 | 0 | 0 |
| Rape | 19 | 25 | 31.6% | 0.4 | 3 | 9 |
| Sodomy | 1 | 0 | -100.0% | 0.0 | 0 | 0 |
| Sexual Assault w/Object | 0 | 0 | | 0.0 | 0 | 0 |
| Fondling | 4 | 5 | 25.0% | 0.1 | 1 | 0 |
| Aggravated Assault | 52 | 60 | 15.4% | 1.0 | 26 | 25 |
| Simple Assault | 173 | 249 | 43.9% | 4.0 | 161 | 121 |
| Intimidation | 137 | 131 | -4.4% | 2.1 | 26 | 19 |
| Kidnapping | 4 | 3 | -25.0% | 0.0 | 1 | 2 |
| Incest | 0 | 0 | | 0.0 | 0 | 0 |
| Statutory Rape | 0 | 1 | | 0.0 | 0 | 0 |
| Human Trafficking Offenses | 0 | 1 | | 0.0 | 0 | 1 |
| Violation of No Contact/Protect. | 111 | 130 | 17.1% | 2.1 | 87 | 96 |
| Robbery | 42 | 58 | 38.1% | 0.9 | 14 | 3 |
| Burglary | 309 | 273 | -11.7% | 4.4 | 20 | 2 |
| Larceny-Theft Offenses | 960 | 985 | 2.6% | 15.9 | 119 | 1 |
| Motor Vehicle Theft | 403 | 335 | -16.9% | 5.4 | 10 | 0 |
| Arson | 12 | 6 | -50.0% | 0.1 | 3 | 0 |
| Destruction of Property | 381 | 336 | -11.8% | 5.4 | 20 | 11 |
| Counterfeiting/Forgery | 5 | 9 | 80.0% | 0.1 | 0 | 0 |
| Fraud Offenses | 128 | 128 | 0.0% | 2.1 | 4 | 0 |
| Embezzlement | 0 | 0 | | 0.0 | 0 | 0 |
| Extortion/Blackmail | 10 | 11 | 10.0% | 0.2 | 0 | 0 |
| Bribery | 0 | 0 | | 0.0 | 0 | 0 |
| Stolen Property Offenses | 16 | 15 | -6.3% | 0.2 | 14 | 0 |
| Animal Cruelty | 1 | 1 | 0.0% | 0.0 | 1 | 0 |
| Drug/Narcotic Violations | 34 | 36 | 5.9% | 0.6 | 11 | 0 |
| Drug Equipment Violations | 13 | 1 | -92.3% | 0.0 | 0 | 0 |
| Gambling Offenses | 0 | 0 | | 0.0 | 0 | 0 |
| Pornography | 11 | 8 | -27.3% | 0.1 | 1 | 0 |
| Prostitution Offenses | 1 | 7 | 600.0% | 0.1 | 0 | 0 |
| Weapon Law Violations | 23 | 36 | 56.5% | 0.6 | 8 | 0 |
| Grand Total | 2,852 | 2,852 | 0.0% | 46.1 | 532 | 291 |

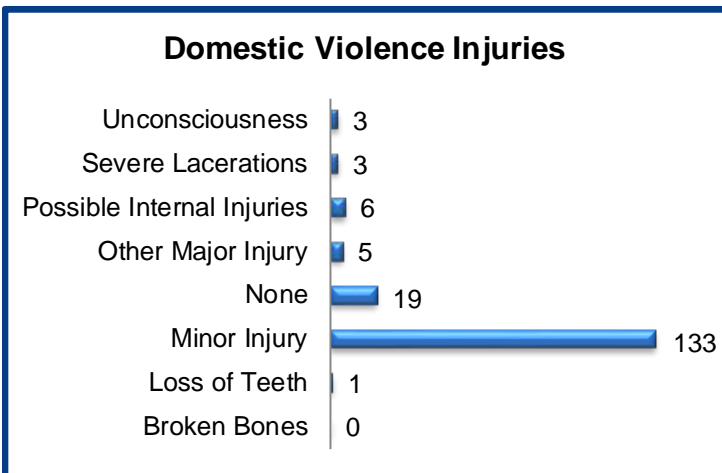
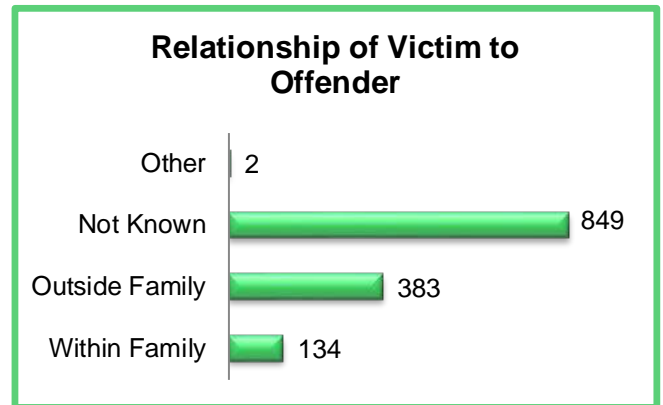
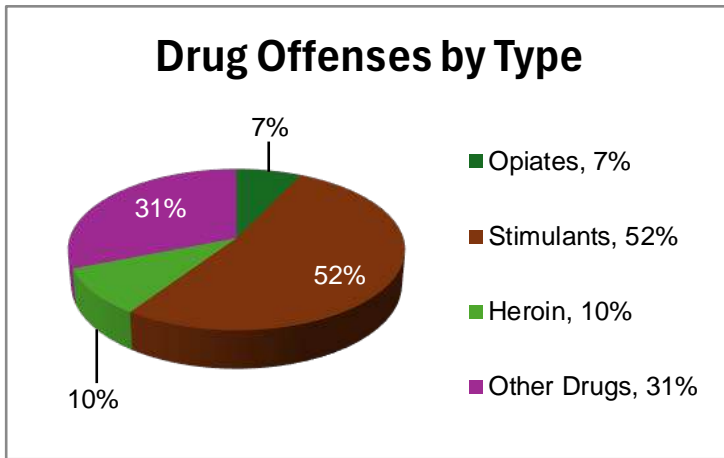
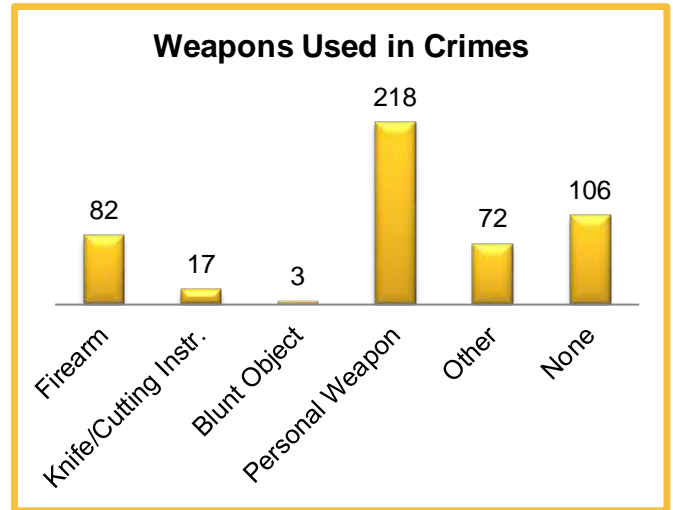
2024 Washington NIBRS Submission Agencies

Shoreline PD

Continued

2024 Group B Arrests

| Offense | Adult | Juvenile |
|-----------------------|------------|----------|
| Bad Checks | 0 | 0 |
| Curfew/Vagrancy | 0 | 0 |
| Disorderly Conduct | 9 | 0 |
| Drunkenness | 0 | 0 |
| DUI | 54 | 2 |
| Family Offenses | 2 | 0 |
| Liquor Law Violations | 0 | 0 |
| Peeping Tom | 0 | 0 |
| Trespass | 25 | 0 |
| All Other Offenses | 149 | 2 |
| Total | 239 | 4 |



2024 Property Values by Type

| Type | Value |
|----------------------|-------------|
| Seized | \$28,422 |
| Burned | \$0 |
| Counterfeited/Forged | \$1,130 |
| Destroyed/Damaged | \$143,013 |
| Recovered | \$151,746 |
| Stolen | \$3,937,464 |

2024 Washington NIBRS Submission Agencies

Skykomish PD

King County

Population: 165
Months Reported: 12

Offense Overview

Offense Total 5
of Cleared Offense 1
Percent Cleared 20.0%

Group A Arrest Overview

Arrest Total 0
Adult Arrest Total 0
Juvenile Arrest Total 0

| Group A Offenses | Reported 2023 | Reported 2024 | % of Change | Crime Rate per 1,000 | Total Arrests | DV Offense Totals |
|----------------------------------|---------------|---------------|-------------|----------------------|---------------|-------------------|
| Murder | 0 | 0 | | 0.0 | 0 | 0 |
| Manslaughter | 0 | 0 | | 0.0 | 0 | 0 |
| Rape | 0 | 0 | | 0.0 | 0 | 0 |
| Sodomy | 0 | 0 | | 0.0 | 0 | 0 |
| Sexual Assault w/Object | 0 | 0 | | 0.0 | 0 | 0 |
| Fondling | 0 | 0 | | 0.0 | 0 | 0 |
| Aggravated Assault | 0 | 0 | | 0.0 | 0 | 0 |
| Simple Assault | 1 | 0 | -100.0% | 0.0 | 0 | 0 |
| Intimidation | 1 | 0 | -100.0% | 0.0 | 0 | 0 |
| Kidnapping | 0 | 0 | | 0.0 | 0 | 0 |
| Incest | 0 | 0 | | 0.0 | 0 | 0 |
| Statutory Rape | 0 | 0 | | 0.0 | 0 | 0 |
| Human Trafficking Offenses | 0 | 0 | | 0.0 | 0 | 0 |
| Violation of No Contact/Protect. | 0 | 0 | | 0.0 | 0 | 0 |
| Robbery | 0 | 0 | | 0.0 | 0 | 0 |
| Burglary | 2 | 2 | 0.0% | 12.1 | 0 | 0 |
| Larceny-Theft Offenses | 0 | 2 | | 12.1 | 0 | 0 |
| Motor Vehicle Theft | 0 | 0 | | 0.0 | 0 | 0 |
| Arson | 0 | 0 | | 0.0 | 0 | 0 |
| Destruction of Property | 1 | 1 | 0.0% | 6.1 | 0 | 0 |
| Counterfeiting/Forgery | 0 | 0 | | 0.0 | 0 | 0 |
| Fraud Offenses | 0 | 0 | | 0.0 | 0 | 0 |
| Embezzlement | 0 | 0 | | 0.0 | 0 | 0 |
| Extortion/Blackmail | 0 | 0 | | 0.0 | 0 | 0 |
| Bribery | 0 | 0 | | 0.0 | 0 | 0 |
| Stolen Property Offenses | 0 | 0 | | 0.0 | 0 | 0 |
| Animal Cruelty | 0 | 0 | | 0.0 | 0 | 0 |
| Drug/Narcotic Violations | 0 | 0 | | 0.0 | 0 | 0 |
| Drug Equipment Violations | 0 | 0 | | 0.0 | 0 | 0 |
| Gambling Offenses | 0 | 0 | | 0.0 | 0 | 0 |
| Pornography | 0 | 0 | | 0.0 | 0 | 0 |
| Prostitution Offenses | 0 | 0 | | 0.0 | 0 | 0 |
| Weapon Law Violations | 0 | 0 | | 0.0 | 0 | 0 |
| Grand Total | 5 | 5 | 0.0% | 30.3 | 0 | 0 |

2024 Washington NIBRS Submission Agencies

Skykomish PD

Continued

2024 Group B Arrests

| Offense | Adult | Juvenile |
|-----------------------|-------|----------|
| Bad Checks | 0 | 0 |
| Curfew/Vagrancy | 0 | 0 |
| Disorderly Conduct | 0 | 0 |
| Drunkenness | 0 | 0 |
| DUI | 0 | 0 |
| Family Offenses | 0 | 0 |
| Liquor Law Violations | 0 | 0 |
| Peeping Tom | 0 | 0 |
| Trespass | 0 | 0 |
| All Other Offenses | 0 | 0 |
| Total | 0 | 0 |

Weapons Used in Crimes

No Weapons Reported

Drug Offenses by Type

No Drug Offenses by Type Reported

Relationship of Victim to Offender

No Relationships Reported

Domestic Violence Injuries

No Domestic Violence Injuries Reported

2024 Property Values by Type

| Type | Value |
|----------------------|---------|
| Seized | \$0 |
| Burned | \$0 |
| Counterfeited/Forged | \$0 |
| Destroyed/Damaged | \$150 |
| Recovered | \$0 |
| Stolen | \$1,534 |

2024 Washington NIBRS Submission Agencies

Snoqualmie PD

King County

Population: 14,520
Months Reported: 12

Offense Overview

Offense Total 339
of Cleared Offense 69
Percent Cleared 20.4%

Group A Arrest Overview

Arrest Total 59
Adult Arrest Total 50
Juvenile Arrest Total 9

| Group A Offenses | Reported 2023 | Reported 2024 | % of Change | Crime Rate per 1,000 | Total Arrests | DV Offense Totals |
|----------------------------------|---------------|---------------|--------------|----------------------|---------------|-------------------|
| Murder | 0 | 0 | | 0.0 | 0 | 0 |
| Manslaughter | 0 | 0 | | 0.0 | 0 | 0 |
| Rape | 0 | 3 | | 0.2 | 3 | 3 |
| Sodomy | 0 | 0 | | 0.0 | 0 | 0 |
| Sexual Assault w/Object | 0 | 0 | | 0.0 | 0 | 0 |
| Fondling | 1 | 1 | 0.0% | 0.1 | 1 | 1 |
| Aggravated Assault | 1 | 2 | 100.0% | 0.1 | 1 | 1 |
| Simple Assault | 25 | 19 | -24.0% | 1.3 | 15 | 10 |
| Intimidation | 2 | 8 | 300.0% | 0.6 | 1 | 4 |
| Kidnapping | 0 | 1 | | 0.1 | 1 | 1 |
| Incest | 0 | 0 | | 0.0 | 0 | 0 |
| Statutory Rape | 0 | 0 | | 0.0 | 0 | 0 |
| Human Trafficking Offenses | 0 | 0 | | 0.0 | 0 | 0 |
| Violation of No Contact/Protect. | 6 | 15 | 150.0% | 1.0 | 10 | 12 |
| Robbery | 1 | 1 | 0.0% | 0.1 | 0 | 0 |
| Burglary | 21 | 9 | -57.1% | 0.6 | 0 | 0 |
| Larceny-Theft Offenses | 149 | 125 | -16.1% | 8.6 | 18 | 1 |
| Motor Vehicle Theft | 17 | 15 | -11.8% | 1.0 | 1 | 0 |
| Arson | 1 | 2 | 100.0% | 0.1 | 0 | 0 |
| Destruction of Property | 83 | 83 | 0.0% | 5.7 | 2 | 5 |
| Counterfeiting/Forgery | 2 | 1 | -50.0% | 0.1 | 0 | 0 |
| Fraud Offenses | 34 | 40 | 17.6% | 2.8 | 0 | 0 |
| Embezzlement | 1 | 0 | -100.0% | 0.0 | 0 | 0 |
| Extortion/Blackmail | 0 | 1 | | 0.1 | 0 | 0 |
| Bribery | 1 | 1 | 0.0% | 0.1 | 0 | 0 |
| Stolen Property Offenses | 4 | 2 | -50.0% | 0.1 | 1 | 0 |
| Animal Cruelty | 0 | 0 | | 0.0 | 0 | 0 |
| Drug/Narcotic Violations | 7 | 4 | -42.9% | 0.3 | 5 | 0 |
| Drug Equipment Violations | 0 | 0 | | 0.0 | 0 | 0 |
| Gambling Offenses | 0 | 0 | | 0.0 | 0 | 0 |
| Pornography | 0 | 0 | | 0.0 | 0 | 0 |
| Prostitution Offenses | 0 | 0 | | 0.0 | 0 | 0 |
| Weapon Law Violations | 6 | 6 | 0.0% | 0.4 | 0 | 0 |
| Grand Total | 362 | 339 | -6.4% | 23.3 | 59 | 38 |

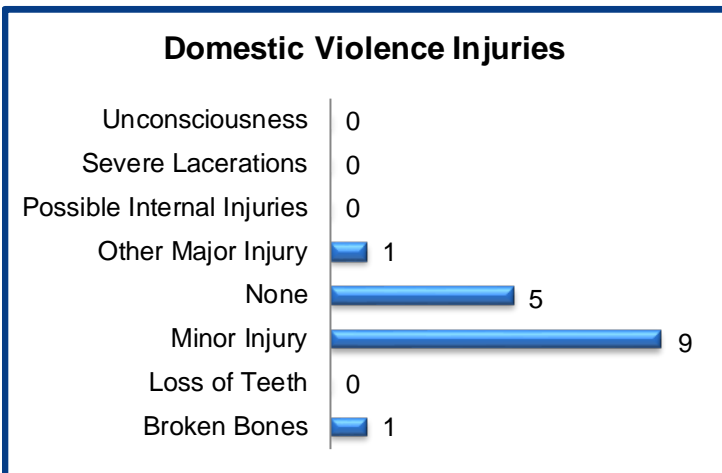
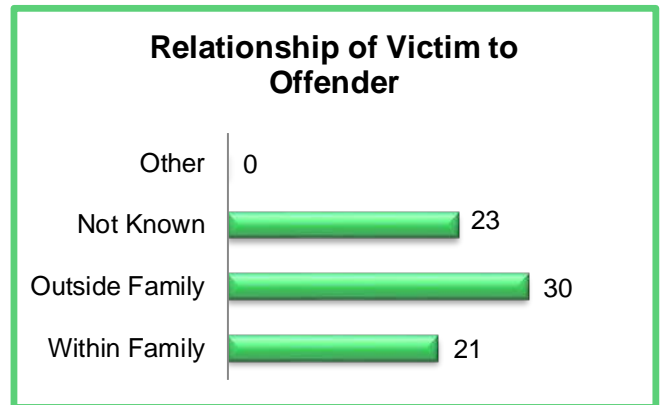
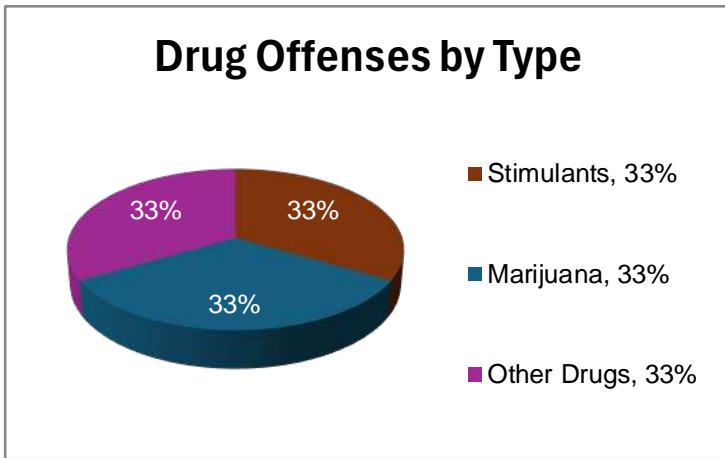
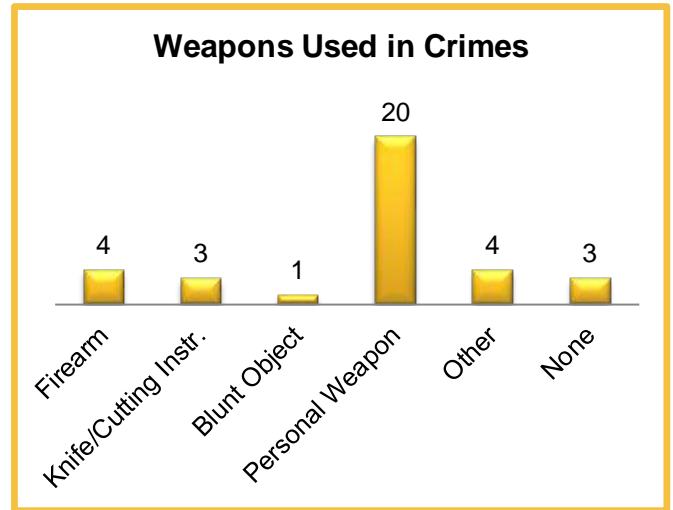
2024 Washington NIBRS Submission Agencies

Snoqualmie PD

Continued

2024 Group B Arrests

| Offense | Adult | Juvenile |
|-----------------------|-----------|----------|
| Bad Checks | 0 | 0 |
| Curfew/Vagrancy | 0 | 0 |
| Disorderly Conduct | 2 | 0 |
| Drunkenness | 0 | 0 |
| DUI | 2 | 0 |
| Family Offenses | 0 | 0 |
| Liquor Law Violations | 0 | 1 |
| Peeping Tom | 0 | 0 |
| Trespass | 0 | 0 |
| All Other Offenses | 8 | 2 |
| Total | 12 | 3 |



2024 Property Values by Type

| Type | Value |
|----------------------|-----------|
| Seized | \$0 |
| Burned | \$10,900 |
| Counterfeited/Forged | \$3,000 |
| Destroyed/Damaged | \$109,914 |
| Recovered | \$52,114 |
| Stolen | \$579,395 |

2024 Washington NIBRS Submission Agencies

Tukwila PD

King County

Population: 22,930
Months Reported: 12

Offense Overview

Offense Total 5,408
of Cleared Offense 1,039
Percent Cleared 19.2%

Group A Arrest Overview

Arrest Total 961
Adult Arrest Total 931
Juvenile Arrest Total 30

| Group A Offenses | Reported 2023 | Reported 2024 | % of Change | Crime Rate per 1,000 | Total Arrests | DV Offense Totals |
|----------------------------------|---------------|---------------|---------------|----------------------|---------------|-------------------|
| Murder | 2 | 3 | 50.0% | 0.1 | 0 | 0 |
| Manslaughter | 0 | 0 | | 0.0 | 0 | 0 |
| Rape | 24 | 27 | 12.5% | 1.2 | 0 | 3 |
| Sodomy | 0 | 0 | | 0.0 | 0 | 0 |
| Sexual Assault w/Object | 0 | 0 | | 0.0 | 0 | 0 |
| Fondling | 3 | 2 | -33.3% | 0.1 | 1 | 1 |
| Aggravated Assault | 58 | 91 | 56.9% | 4.0 | 24 | 35 |
| Simple Assault | 383 | 350 | -8.6% | 15.3 | 160 | 126 |
| Intimidation | 117 | 119 | 1.7% | 5.2 | 21 | 18 |
| Kidnapping | 3 | 5 | 66.7% | 0.2 | 3 | 4 |
| Incest | 0 | 0 | | 0.0 | 0 | 0 |
| Statutory Rape | 1 | 2 | 100.0% | 0.1 | 0 | 0 |
| Human Trafficking Offenses | 0 | 0 | | 0.0 | 0 | 0 |
| Violation of No Contact/Protect. | 0 | 0 | | 0.0 | 0 | 0 |
| Robbery | 97 | 74 | -23.7% | 3.2 | 1 | 1 |
| Burglary | 299 | 177 | -40.8% | 7.7 | 6 | 3 |
| Larceny-Theft Offenses | 2,671 | 2,467 | -7.6% | 107.6 | 636 | 9 |
| Motor Vehicle Theft | 895 | 604 | -32.5% | 26.3 | 2 | 2 |
| Arson | 2 | 7 | 250.0% | 0.3 | 0 | 0 |
| Destruction of Property | 1,510 | 1,193 | -21.0% | 52.0 | 20 | 22 |
| Counterfeiting/Forgery | 19 | 9 | -52.6% | 0.4 | 0 | 0 |
| Fraud Offenses | 82 | 86 | 4.9% | 3.8 | 8 | 1 |
| Embezzlement | 0 | 0 | | 0.0 | 0 | 0 |
| Extortion/Blackmail | 1 | 0 | -100.0% | 0.0 | 0 | 0 |
| Bribery | 0 | 0 | | 0.0 | 0 | 0 |
| Stolen Property Offenses | 70 | 42 | -40.0% | 1.8 | 14 | 1 |
| Animal Cruelty | 0 | 0 | | 0.0 | 0 | 0 |
| Drug/Narcotic Violations | 82 | 92 | 12.2% | 4.0 | 52 | 0 |
| Drug Equipment Violations | 4 | 8 | 100.0% | 0.3 | 4 | 0 |
| Gambling Offenses | 0 | 0 | | 0.0 | 0 | 0 |
| Pornography | 0 | 1 | | 0.0 | 0 | 0 |
| Prostitution Offenses | 2 | 2 | 0.0% | 0.1 | 2 | 0 |
| Weapon Law Violations | 60 | 47 | -21.7% | 2.0 | 7 | 0 |
| Grand Total | 6,385 | 5,408 | -15.3% | 235.8 | 961 | 226 |

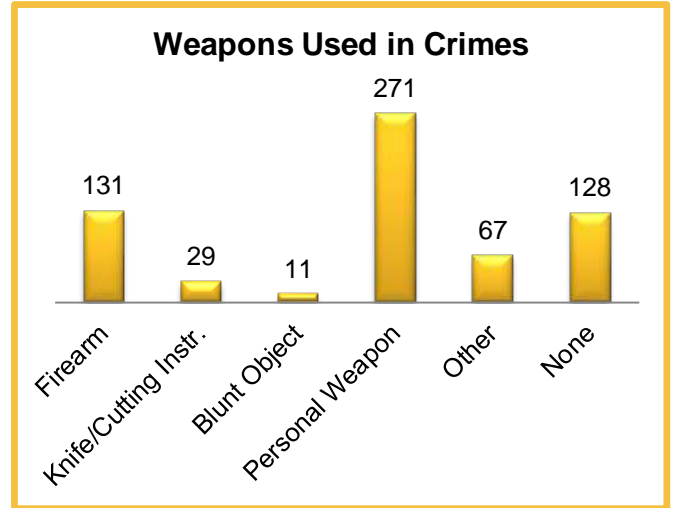
2024 Washington NIBRS Submission Agencies

Tukwila PD

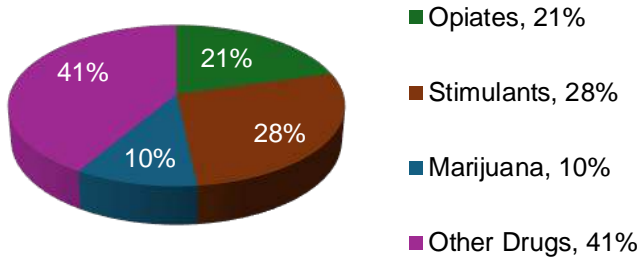
Continued

2024 Group B Arrests

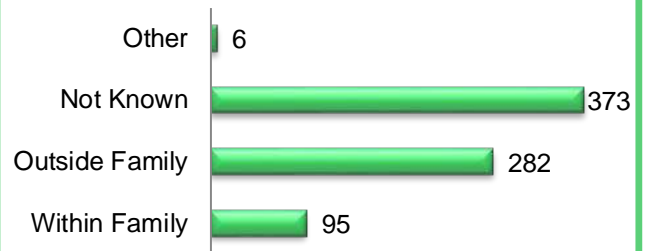
| Offense | Adult | Juvenile |
|-----------------------|------------|----------|
| Bad Checks | 0 | 0 |
| Curfew/Vagrancy | 0 | 0 |
| Disorderly Conduct | 0 | 0 |
| Drunkenness | 0 | 0 |
| DUI | 22 | 0 |
| Family Offenses | 0 | 0 |
| Liquor Law Violations | 1 | 0 |
| Peeping Tom | 0 | 0 |
| Trespass | 29 | 1 |
| All Other Offenses | 71 | 0 |
| Total | 123 | 1 |



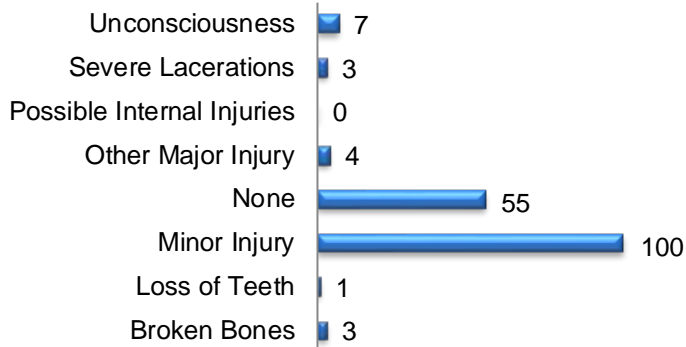
Drug Offenses by Type



Relationship of Victim to Offender



Domestic Violence Injuries



2024 Property Values by Type

| Type | Value |
|----------------------|--------------|
| Seized | \$35,000 |
| Burned | \$130,200 |
| Counterfeited/Forged | \$300 |
| Destroyed/Damaged | \$5,531,622 |
| Recovered | \$2,433,375 |
| Stolen | \$10,436,817 |

2024 Washington NIBRS Submission Agencies

University of WA PD

King County

Population: 0
Months Reported: 12

Offense Overview

Offense Total 1,024
of Cleared Offense 72
Percent Cleared 7.0%

Group A Arrest Overview

Arrest Total 62
Adult Arrest Total 62
Juvenile Arrest Total 0

| Group A Offenses | Reported 2023 | Reported 2024 | % of Change | Crime Rate per 1,000 | Total Arrests | DV Offense Totals |
|----------------------------------|---------------|---------------|---------------|----------------------|---------------|-------------------|
| Murder | 0 | 0 | | 0.0 | 0 | 0 |
| Manslaughter | 0 | 0 | | 0.0 | 0 | 0 |
| Rape | 2 | 3 | 50.0% | 0.0 | 0 | 1 |
| Sodomy | 0 | 1 | | 0.0 | 0 | 0 |
| Sexual Assault w/Object | 0 | 0 | | 0.0 | 0 | 0 |
| Fondling | 3 | 6 | 100.0% | 0.0 | 3 | 0 |
| Aggravated Assault | 7 | 12 | 71.4% | 0.0 | 2 | 0 |
| Simple Assault | 41 | 75 | 82.9% | 0.0 | 28 | 6 |
| Intimidation | 22 | 42 | 90.9% | 0.0 | 5 | 4 |
| Kidnapping | 0 | 0 | | 0.0 | 0 | 0 |
| Incest | 0 | 0 | | 0.0 | 0 | 0 |
| Statutory Rape | 0 | 0 | | 0.0 | 0 | 0 |
| Human Trafficking Offenses | 0 | 2 | | 0.0 | 0 | 0 |
| Violation of No Contact/Protect. | 3 | 3 | 0.0% | 0.0 | 1 | 2 |
| Robbery | 4 | 7 | 75.0% | 0.0 | 0 | 0 |
| Burglary | 81 | 54 | -33.3% | 0.0 | 3 | 0 |
| Larceny-Theft Offenses | 641 | 453 | -29.3% | 0.0 | 12 | 0 |
| Motor Vehicle Theft | 103 | 141 | 36.9% | 0.0 | 0 | 0 |
| Arson | 2 | 1 | -50.0% | 0.0 | 0 | 0 |
| Destruction of Property | 218 | 180 | -17.4% | 0.0 | 6 | 0 |
| Counterfeiting/Forgery | 2 | 2 | 0.0% | 0.0 | 0 | 0 |
| Fraud Offenses | 18 | 16 | -11.1% | 0.0 | 0 | 0 |
| Embezzlement | 0 | 0 | | 0.0 | 0 | 0 |
| Extortion/Blackmail | 5 | 4 | -20.0% | 0.0 | 0 | 0 |
| Bribery | 0 | 0 | | 0.0 | 0 | 0 |
| Stolen Property Offenses | 6 | 3 | -50.0% | 0.0 | 2 | 1 |
| Animal Cruelty | 0 | 1 | | 0.0 | 0 | 0 |
| Drug/Narcotic Violations | 6 | 17 | 183.3% | 0.0 | 0 | 0 |
| Drug Equipment Violations | 1 | 0 | -100.0% | 0.0 | 0 | 0 |
| Gambling Offenses | 0 | 0 | | 0.0 | 0 | 0 |
| Pornography | 0 | 0 | | 0.0 | 0 | 0 |
| Prostitution Offenses | 0 | 0 | | 0.0 | 0 | 0 |
| Weapon Law Violations | 2 | 1 | -50.0% | 0.0 | 0 | 0 |
| Grand Total | 1,167 | 1,024 | -12.3% | 0.0 | 62 | 14 |

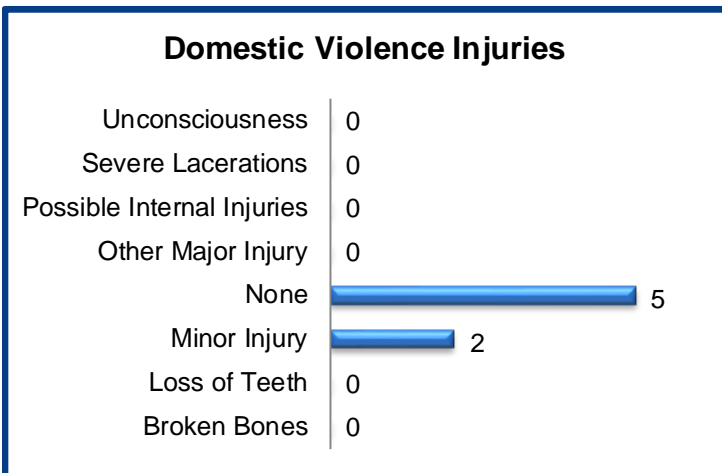
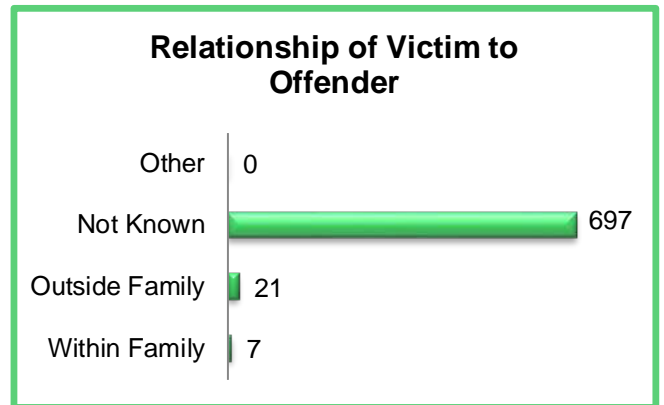
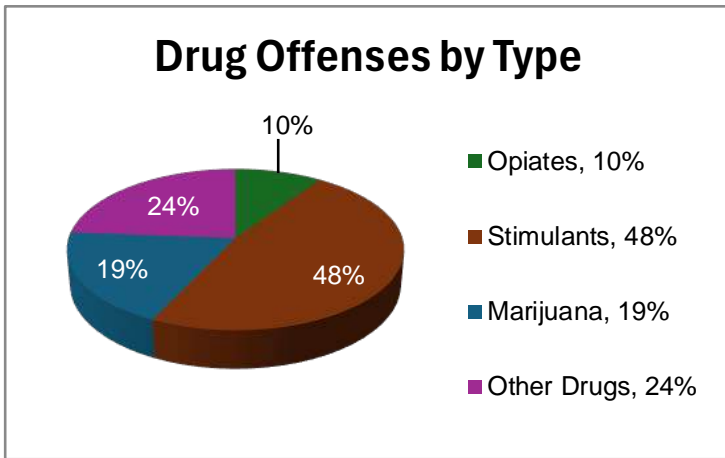
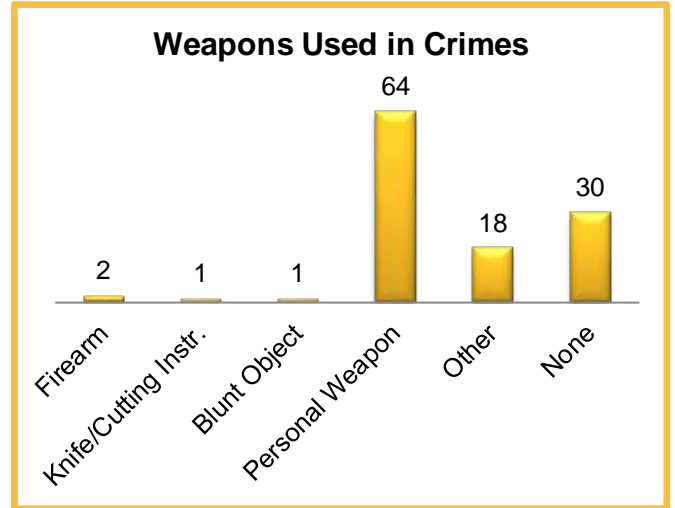
2024 Washington NIBRS Submission Agencies

University of WA PD

Continued

2024 Group B Arrests

| Offense | Adult | Juvenile |
|-----------------------|-----------|----------|
| Bad Checks | 0 | 0 |
| Curfew/Vagrancy | 0 | 0 |
| Disorderly Conduct | 1 | 0 |
| Drunkenness | 0 | 0 |
| DUI | 1 | 0 |
| Family Offenses | 0 | 0 |
| Liquor Law Violations | 0 | 0 |
| Peeping Tom | 0 | 0 |
| Trespass | 77 | 0 |
| All Other Offenses | 4 | 0 |
| Total | 83 | 0 |



2024 Property Values by Type

| Type | Value |
|----------------------|-------------|
| Seized | \$0 |
| Burned | \$150 |
| Counterfeited/Forged | \$3,638 |
| Destroyed/Damaged | \$512,054 |
| Recovered | \$689,384 |
| Stolen | \$1,773,653 |

2024 Washington NIBRS Submission Agencies

Woodinville PD

King County

Population: 13,900
Months Reported: 12

Offense Overview

Offense Total 673
of Cleared Offense 156
Percent Cleared 23.2%

Group A Arrest Overview

Arrest Total 115
Adult Arrest Total 109
Juvenile Arrest Total 6

| Group A Offenses | Reported 2023 | Reported 2024 | % of Change | Crime Rate per 1,000 | Total Arrests | DV Offense Totals |
|----------------------------------|---------------|---------------|--------------|----------------------|---------------|-------------------|
| Murder | 0 | 0 | | 0.0 | 0 | 0 |
| Manslaughter | 0 | 0 | | 0.0 | 0 | 0 |
| Rape | 3 | 2 | -33.3% | 0.1 | 0 | 1 |
| Sodomy | 0 | 0 | | 0.0 | 0 | 0 |
| Sexual Assault w/Object | 0 | 0 | | 0.0 | 0 | 0 |
| Fondling | 1 | 0 | -100.0% | 0.0 | 0 | 0 |
| Aggravated Assault | 9 | 5 | -44.4% | 0.4 | 1 | 2 |
| Simple Assault | 48 | 54 | 12.5% | 3.9 | 32 | 34 |
| Intimidation | 19 | 24 | 26.3% | 1.7 | 4 | 7 |
| Kidnapping | 0 | 0 | | 0.0 | 0 | 0 |
| Incest | 0 | 0 | | 0.0 | 0 | 0 |
| Statutory Rape | 0 | 0 | | 0.0 | 0 | 0 |
| Human Trafficking Offenses | 0 | 0 | | 0.0 | 0 | 0 |
| Violation of No Contact/Protect. | 14 | 19 | 35.7% | 1.4 | 15 | 16 |
| Robbery | 8 | 4 | -50.0% | 0.3 | 2 | 0 |
| Burglary | 53 | 60 | 13.2% | 4.3 | 1 | 0 |
| Larceny-Theft Offenses | 323 | 333 | 3.1% | 24.0 | 45 | 1 |
| Motor Vehicle Theft | 54 | 33 | -38.9% | 2.4 | 1 | 2 |
| Arson | 4 | 1 | -75.0% | 0.1 | 0 | 0 |
| Destruction of Property | 99 | 74 | -25.3% | 5.3 | 4 | 7 |
| Counterfeiting/Forgery | 3 | 5 | 66.7% | 0.4 | 4 | 0 |
| Fraud Offenses | 36 | 46 | 27.8% | 3.3 | 1 | 0 |
| Embezzlement | 0 | 0 | | 0.0 | 0 | 0 |
| Extortion/Blackmail | 3 | 2 | -33.3% | 0.1 | 0 | 0 |
| Bribery | 0 | 0 | | 0.0 | 0 | 0 |
| Stolen Property Offenses | 1 | 2 | 100.0% | 0.1 | 2 | 1 |
| Animal Cruelty | 0 | 0 | | 0.0 | 0 | 0 |
| Drug/Narcotic Violations | 1 | 7 | 600.0% | 0.5 | 2 | 0 |
| Drug Equipment Violations | 0 | 1 | | 0.1 | 0 | 0 |
| Gambling Offenses | 0 | 0 | | 0.0 | 0 | 0 |
| Pornography | 0 | 0 | | 0.0 | 0 | 0 |
| Prostitution Offenses | 0 | 0 | | 0.0 | 0 | 0 |
| Weapon Law Violations | 1 | 1 | 0.0% | 0.1 | 1 | 0 |
| Grand Total | 680 | 673 | -1.0% | 48.4 | 115 | 71 |

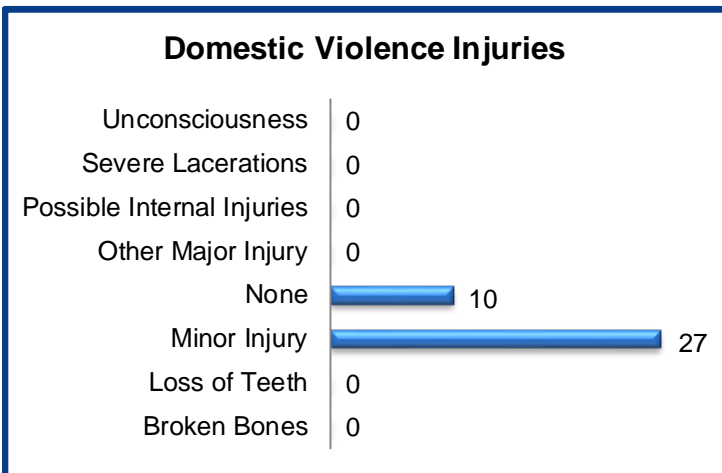
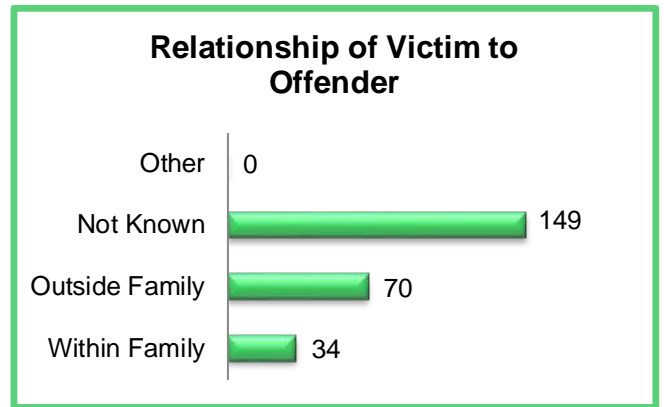
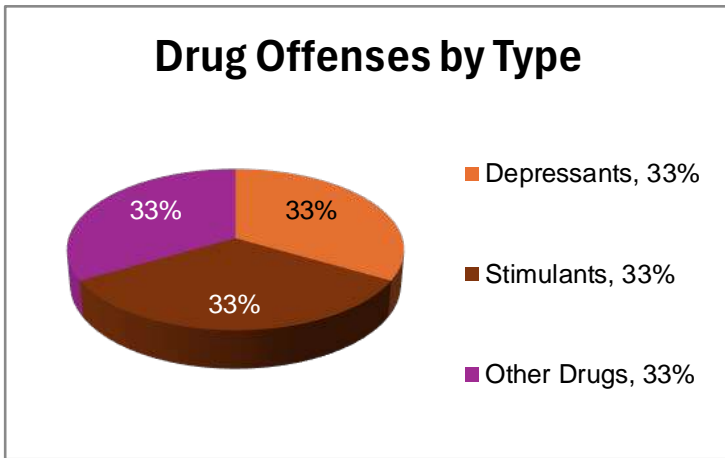
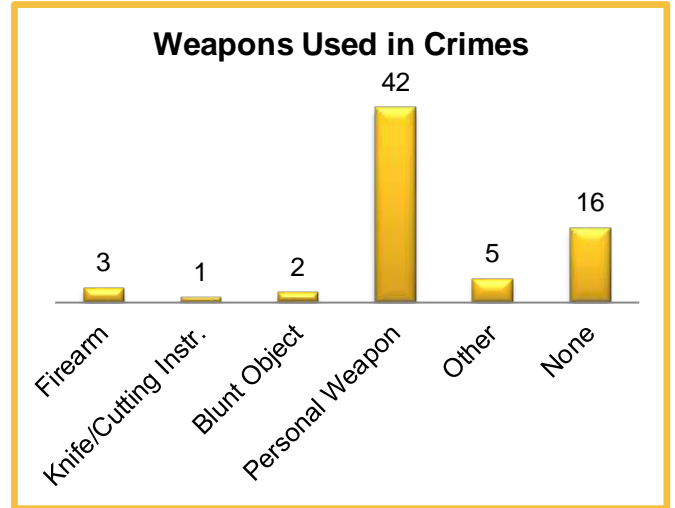
2024 Washington NIBRS Submission Agencies

Woodinville PD

Continued

2024 Group B Arrests

| Offense | Adult | Juvenile |
|-----------------------|-----------|----------|
| Bad Checks | 0 | 0 |
| Curfew/Vagrancy | 0 | 0 |
| Disorderly Conduct | 1 | 0 |
| Drunkenness | 0 | 0 |
| DUI | 9 | 0 |
| Family Offenses | 1 | 0 |
| Liquor Law Violations | 0 | 1 |
| Peeping Tom | 0 | 0 |
| Trespass | 3 | 0 |
| All Other Offenses | 17 | 0 |
| Total | 31 | 1 |



2024 Property Values by Type

| Type | Value |
|----------------------|-------------|
| Seized | \$0 |
| Burned | \$1,500 |
| Counterfeited/Forged | \$280 |
| Destroyed/Damaged | \$47,728 |
| Recovered | \$55,048 |
| Stolen | \$1,293,707 |

2024 Washington NIBRS Submission Agencies

Yarrow Point PD

King County

Population: 1,135
Months Reported: 12

Offense Overview

Offense Total 14
of Cleared Offense 1
Percent Cleared 7.1%

Group A Arrest Overview

Arrest Total 0
Adult Arrest Total 0
Juvenile Arrest Total 0

| Group A Offenses | Reported 2023 | Reported 2024 | % of Change | Crime Rate per 1,000 | Total Arrests | DV Offense Totals |
|----------------------------------|---------------|---------------|---------------|----------------------|---------------|-------------------|
| Murder | 0 | 0 | | 0.0 | 0 | 0 |
| Manslaughter | 0 | 0 | | 0.0 | 0 | 0 |
| Rape | 0 | 0 | | 0.0 | 0 | 0 |
| Sodomy | 0 | 0 | | 0.0 | 0 | 0 |
| Sexual Assault w/Object | 0 | 0 | | 0.0 | 0 | 0 |
| Fondling | 0 | 0 | | 0.0 | 0 | 0 |
| Aggravated Assault | 0 | 0 | | 0.0 | 0 | 0 |
| Simple Assault | 0 | 1 | | 0.9 | 0 | 1 |
| Intimidation | 0 | 0 | | 0.0 | 0 | 0 |
| Kidnapping | 0 | 0 | | 0.0 | 0 | 0 |
| Incest | 0 | 0 | | 0.0 | 0 | 0 |
| Statutory Rape | 0 | 0 | | 0.0 | 0 | 0 |
| Human Trafficking Offenses | 0 | 0 | | 0.0 | 0 | 0 |
| Violation of No Contact/Protect. | 0 | 0 | | 0.0 | 0 | 0 |
| Robbery | 0 | 0 | | 0.0 | 0 | 0 |
| Burglary | 2 | 0 | -100.0% | 0.0 | 0 | 0 |
| Larceny-Theft Offenses | 10 | 10 | 0.0% | 8.8 | 0 | 0 |
| Motor Vehicle Theft | 1 | 0 | -100.0% | 0.0 | 0 | 0 |
| Arson | 0 | 0 | | 0.0 | 0 | 0 |
| Destruction of Property | 6 | 1 | -83.3% | 0.9 | 0 | 0 |
| Counterfeiting/Forgery | 2 | 0 | -100.0% | 0.0 | 0 | 0 |
| Fraud Offenses | 5 | 2 | -60.0% | 1.8 | 0 | 0 |
| Embezzlement | 0 | 0 | | 0.0 | 0 | 0 |
| Extortion/Blackmail | 0 | 0 | | 0.0 | 0 | 0 |
| Bribery | 0 | 0 | | 0.0 | 0 | 0 |
| Stolen Property Offenses | 1 | 0 | -100.0% | 0.0 | 0 | 0 |
| Animal Cruelty | 0 | 0 | | 0.0 | 0 | 0 |
| Drug/Narcotic Violations | 0 | 0 | | 0.0 | 0 | 0 |
| Drug Equipment Violations | 0 | 0 | | 0.0 | 0 | 0 |
| Gambling Offenses | 0 | 0 | | 0.0 | 0 | 0 |
| Pornography | 0 | 0 | | 0.0 | 0 | 0 |
| Prostitution Offenses | 0 | 0 | | 0.0 | 0 | 0 |
| Weapon Law Violations | 0 | 0 | | 0.0 | 0 | 0 |
| Grand Total | 27 | 14 | -48.1% | 12.3 | 0 | 1 |

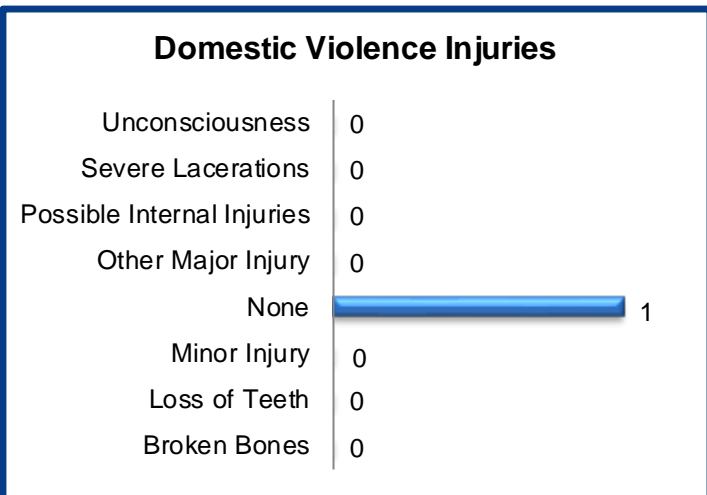
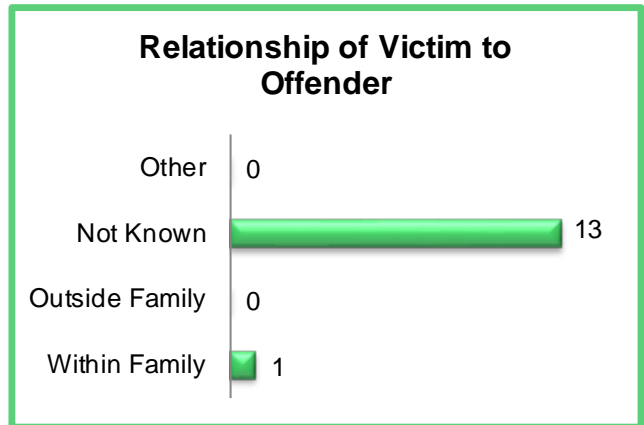
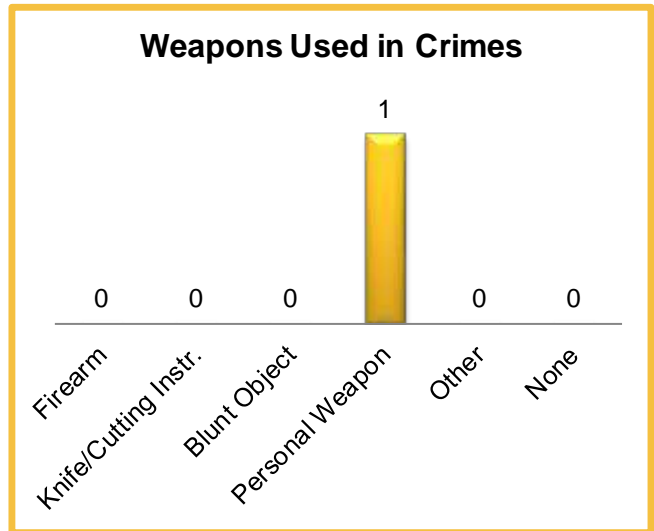
2024 Washington NIBRS Submission Agencies

Yarrow Point PD

Continued

2024 Group B Arrests

| Offense | Adult | Juvenile |
|-----------------------|----------|----------|
| Bad Checks | 0 | 0 |
| Curfew/Vagrancy | 0 | 0 |
| Disorderly Conduct | 0 | 0 |
| Drunkenness | 0 | 0 |
| DUI | 1 | 0 |
| Family Offenses | 0 | 0 |
| Liquor Law Violations | 0 | 0 |
| Peeping Tom | 0 | 0 |
| Trespass | 0 | 0 |
| All Other Offenses | 0 | 0 |
| Total | 1 | 0 |



2024 Property Values by Type

| Type | Value |
|----------------------|----------|
| Seized | \$0 |
| Burned | \$0 |
| Counterfeited/Forged | \$0 |
| Destroyed/Damaged | \$2 |
| Recovered | \$0 |
| Stolen | \$28,860 |

2024 Washington NIBRS Submission Agencies

Kitsap SO

Kitsap County

Population: 184,070
Months Reported: 12

Offense Overview

Offense Total 7,049
of Cleared Offense 1,204
Percent Cleared 17.1%

Group A Arrest Overview

Arrest Total 817
Adult Arrest Total 748
Juvenile Arrest Total 69

| Group A Offenses | Reported 2023 | Reported 2024 | % of Change | Crime Rate per 1,000 | Total Arrests | DV Offense Totals |
|----------------------------------|---------------|---------------|-------------|----------------------|---------------|-------------------|
| Murder | 8 | 4 | -50.0% | 0.0 | 2 | 3 |
| Manslaughter | 2 | 6 | 200.0% | 0.0 | 1 | 0 |
| Rape | 61 | 96 | 57.4% | 0.5 | 6 | 38 |
| Sodomy | 12 | 14 | 16.7% | 0.1 | 2 | 5 |
| Sexual Assault w/Object | 0 | 0 | | 0.0 | 0 | 0 |
| Fondling | 68 | 60 | -11.8% | 0.3 | 2 | 21 |
| Aggravated Assault | 440 | 376 | -14.5% | 2.0 | 105 | 183 |
| Simple Assault | 908 | 1,135 | 25.0% | 6.2 | 255 | 574 |
| Intimidation | 370 | 447 | 20.8% | 2.4 | 39 | 139 |
| Kidnapping | 27 | 46 | 70.4% | 0.2 | 11 | 33 |
| Incest | 2 | 2 | 0.0% | 0.0 | 0 | 1 |
| Statutory Rape | 4 | 0 | -100.0% | 0.0 | 0 | 0 |
| Human Trafficking Offenses | 2 | 2 | 0.0% | 0.0 | 0 | 1 |
| Violation of No Contact/Protect. | 456 | 504 | 10.5% | 2.7 | 79 | 332 |
| Robbery | 38 | 44 | 15.8% | 0.2 | 21 | 2 |
| Burglary | 559 | 447 | -20.0% | 2.4 | 50 | 43 |
| Larceny-Theft Offenses | 1,863 | 1,864 | 0.1% | 10.1 | 87 | 62 |
| Motor Vehicle Theft | 569 | 295 | -48.2% | 1.6 | 11 | 9 |
| Arson | 25 | 20 | -20.0% | 0.1 | 4 | 0 |
| Destruction of Property | 675 | 730 | 8.1% | 4.0 | 27 | 142 |
| Counterfeiting/Forgery | 47 | 64 | 36.2% | 0.3 | 2 | 2 |
| Fraud Offenses | 306 | 305 | -0.3% | 1.7 | 1 | 9 |
| Embezzlement | 0 | 0 | | 0.0 | 0 | 0 |
| Extortion/Blackmail | 20 | 23 | 15.0% | 0.1 | 0 | 2 |
| Bribery | 0 | 0 | | 0.0 | 0 | 0 |
| Stolen Property Offenses | 104 | 94 | -9.6% | 0.5 | 28 | 2 |
| Animal Cruelty | 6 | 5 | -16.7% | 0.0 | 1 | 0 |
| Drug/Narcotic Violations | 133 | 255 | 91.7% | 1.4 | 71 | 0 |
| Drug Equipment Violations | 4 | 15 | 275.0% | 0.1 | 0 | 0 |
| Gambling Offenses | 0 | 0 | | 0.0 | 0 | 0 |
| Pornography | 19 | 26 | 36.8% | 0.1 | 1 | 0 |
| Prostitution Offenses | 3 | 6 | 100.0% | 0.0 | 0 | 0 |
| Weapon Law Violations | 96 | 164 | 70.8% | 0.9 | 11 | 0 |
| Grand Total | 6,827 | 7,049 | 3.3% | 38.3 | 817 | 1,603 |

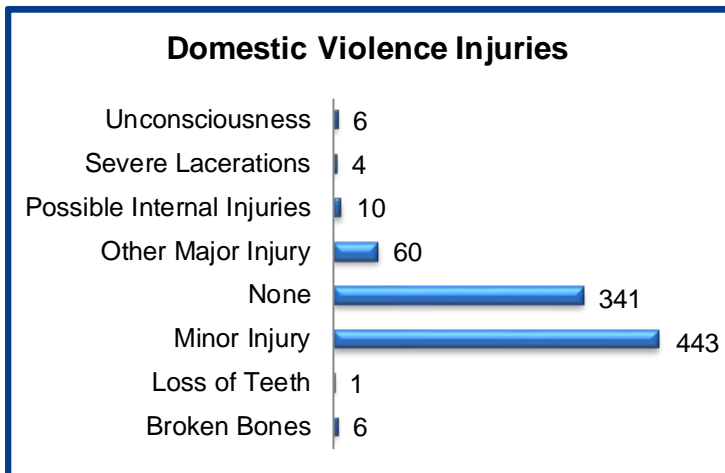
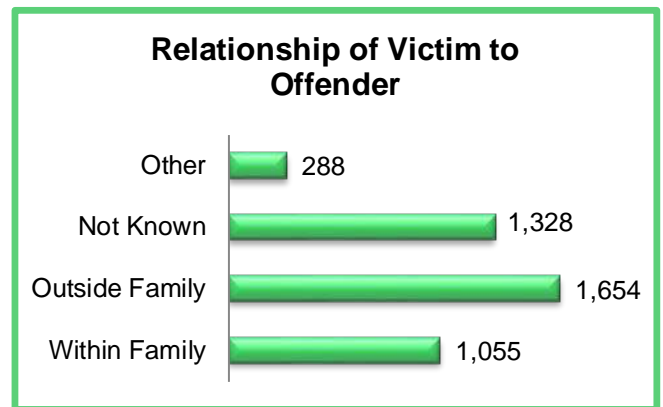
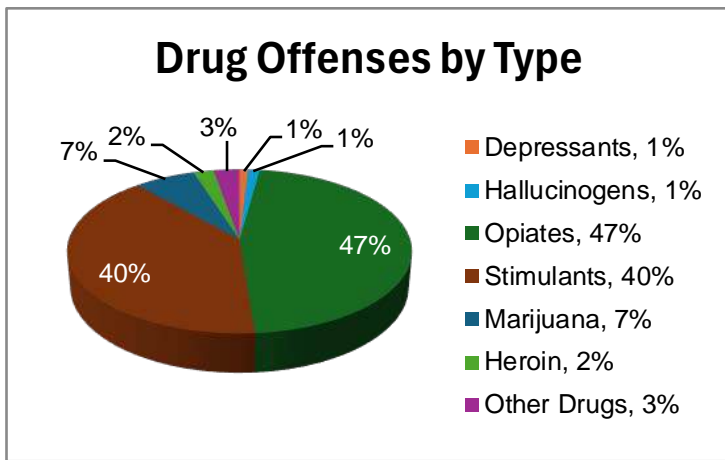
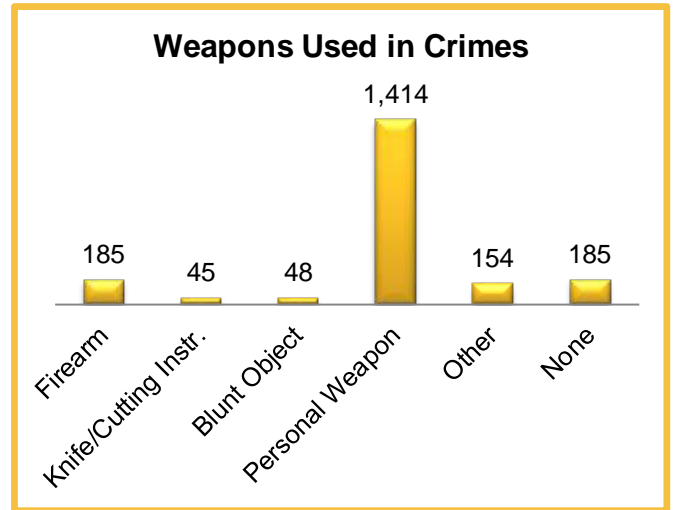
2024 Washington NIBRS Submission Agencies

Kitsap SO

Continued

2024 Group B Arrests

| Offense | Adult | Juvenile |
|-----------------------|------------|----------|
| Bad Checks | 0 | 0 |
| Curfew/Vagrancy | 0 | 0 |
| Disorderly Conduct | 5 | 0 |
| Drunkenness | 0 | 0 |
| DUI | 180 | 0 |
| Family Offenses | 3 | 0 |
| Liquor Law Violations | 0 | 0 |
| Peeping Tom | 0 | 0 |
| Trespass | 26 | 1 |
| All Other Offenses | 336 | 7 |
| Total | 550 | 8 |



2024 Property Values by Type

| Type | Value |
|----------------------|---------------|
| Seized | \$0 |
| Burned | \$5,200 |
| Counterfeited/Forged | \$84,950 |
| Destroyed/Damaged | \$1,109,949 |
| Recovered | \$1,355,665 |
| Stolen | \$153,641,916 |

2024 Washington NIBRS Submission Agencies

Bainbridge Island PD

Kitsap County

Population: 25,330
Months Reported: 12

Offense Overview

Offense Total 518
of Cleared Offense 67
Percent Cleared 12.9%

Group A Arrest Overview

Arrest Total 19
Adult Arrest Total 13
Juvenile Arrest Total 6

| Group A Offenses | Reported 2023 | Reported 2024 | % of Change | Crime Rate per 1,000 | Total Arrests | DV Offense Totals |
|----------------------------------|---------------|---------------|--------------|----------------------|---------------|-------------------|
| Murder | 0 | 0 | | 0.0 | 0 | 0 |
| Manslaughter | 0 | 0 | | 0.0 | 0 | 0 |
| Rape | 3 | 3 | 0.0% | 0.1 | 0 | 1 |
| Sodomy | 0 | 0 | | 0.0 | 0 | 0 |
| Sexual Assault w/Object | 0 | 0 | | 0.0 | 0 | 0 |
| Fondling | 2 | 0 | -100.0% | 0.0 | 0 | 0 |
| Aggravated Assault | 7 | 4 | -42.9% | 0.2 | 2 | 1 |
| Simple Assault | 38 | 47 | 23.7% | 1.9 | 3 | 22 |
| Intimidation | 21 | 30 | 42.9% | 1.2 | 0 | 10 |
| Kidnapping | 3 | 1 | -66.7% | 0.0 | 5 | 0 |
| Incest | 0 | 1 | | 0.0 | 0 | 1 |
| Statutory Rape | 0 | 0 | | 0.0 | 0 | 0 |
| Human Trafficking Offenses | 0 | 0 | | 0.0 | 0 | 0 |
| Violation of No Contact/Protect. | 19 | 26 | 36.8% | 1.0 | 1 | 17 |
| Robbery | 3 | 3 | 0.0% | 0.1 | 1 | 1 |
| Burglary | 38 | 33 | -13.2% | 1.3 | 1 | 0 |
| Larceny-Theft Offenses | 193 | 193 | 0.0% | 7.6 | 4 | 0 |
| Motor Vehicle Theft | 13 | 16 | 23.1% | 0.6 | 0 | 1 |
| Arson | 3 | 1 | -66.7% | 0.0 | 0 | 0 |
| Destruction of Property | 119 | 70 | -41.2% | 2.8 | 1 | 2 |
| Counterfeiting/Forgery | 3 | 9 | 200.0% | 0.4 | 0 | 0 |
| Fraud Offenses | 74 | 58 | -21.6% | 2.3 | 0 | 0 |
| Embezzlement | 0 | 0 | | 0.0 | 0 | 0 |
| Extortion/Blackmail | 8 | 7 | -12.5% | 0.3 | 0 | 0 |
| Bribery | 0 | 0 | | 0.0 | 0 | 0 |
| Stolen Property Offenses | 1 | 2 | 100.0% | 0.1 | 0 | 0 |
| Animal Cruelty | 0 | 0 | | 0.0 | 0 | 0 |
| Drug/Narcotic Violations | 0 | 4 | | 0.2 | 0 | 0 |
| Drug Equipment Violations | 0 | 2 | | 0.1 | 0 | 0 |
| Gambling Offenses | 0 | 0 | | 0.0 | 0 | 0 |
| Pornography | 2 | 4 | 100.0% | 0.2 | 0 | 0 |
| Prostitution Offenses | 0 | 0 | | 0.0 | 0 | 0 |
| Weapon Law Violations | 1 | 4 | 300.0% | 0.2 | 1 | 0 |
| Grand Total | 551 | 518 | -6.0% | 20.5 | 19 | 56 |

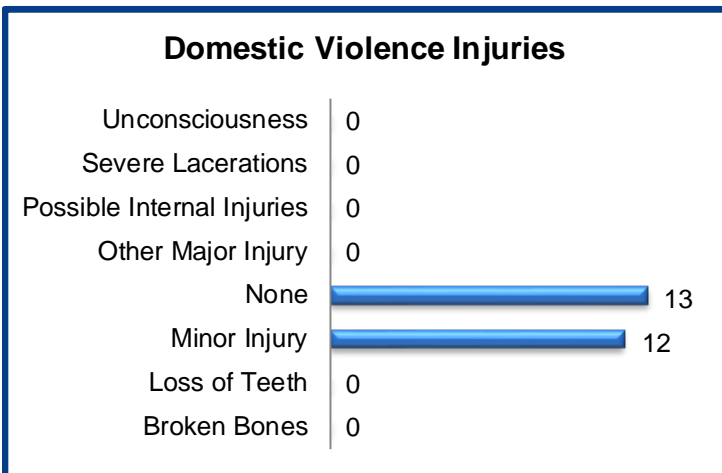
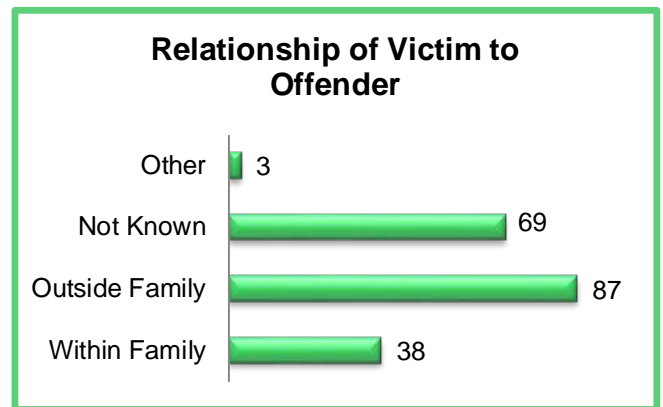
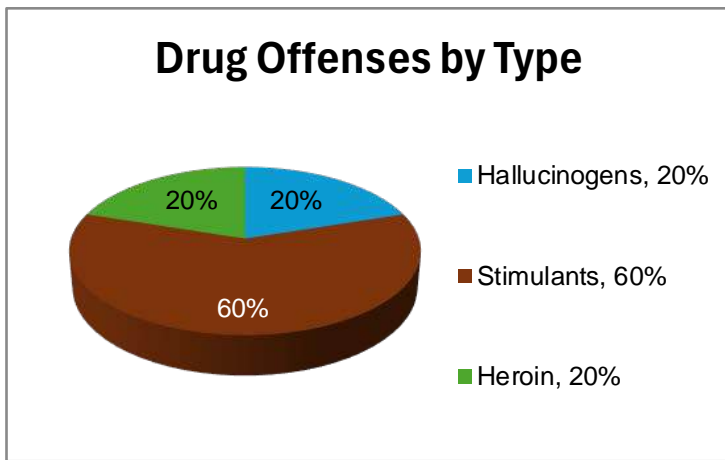
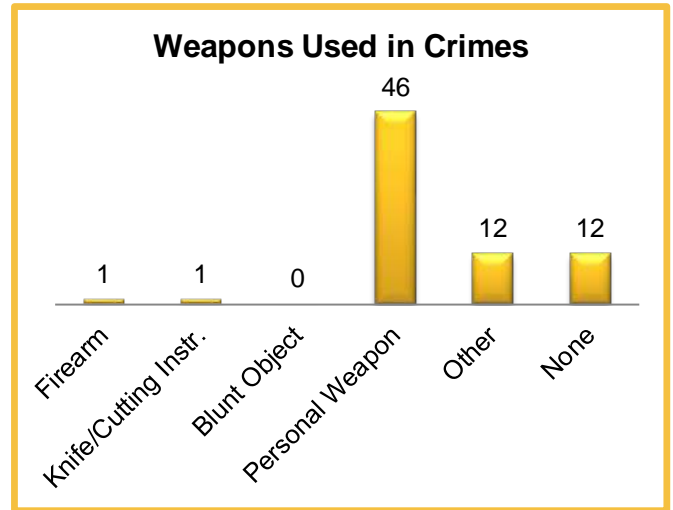
2024 Washington NIBRS Submission Agencies

Bainbridge Island PD

Continued

2024 Group B Arrests

| Offense | Adult | Juvenile |
|-----------------------|-----------|----------|
| Bad Checks | 0 | 0 |
| Curfew/Vagrancy | 0 | 0 |
| Disorderly Conduct | 1 | 0 |
| Drunkenness | 0 | 0 |
| DUI | 10 | 0 |
| Family Offenses | 0 | 0 |
| Liquor Law Violations | 0 | 0 |
| Peeping Tom | 0 | 0 |
| Trespass | 1 | 0 |
| All Other Offenses | 10 | 0 |
| Total | 22 | 0 |



2024 Property Values by Type

| Type | Value |
|----------------------|-------------|
| Seized | \$0 |
| Burned | \$500 |
| Counterfeited/Forged | \$10,804 |
| Destroyed/Damaged | \$89,872 |
| Recovered | \$348,490 |
| Stolen | \$1,017,305 |

2024 Washington NIBRS Submission Agencies

Bremerton PD

Kitsap County

Population: 45,390
Months Reported: 12

Offense Overview

Offense Total 4,005
of Cleared Offense 1,003
Percent Cleared 25.0%

Group A Arrest Overview

Arrest Total 721
Adult Arrest Total 671
Juvenile Arrest Total 50

| Group A Offenses | Reported 2023 | Reported 2024 | % of Change | Crime Rate per 1,000 | Total Arrests | DV Offense Totals |
|----------------------------------|---------------|---------------|-------------|----------------------|---------------|-------------------|
| Murder | 1 | 2 | 100.0% | 0.0 | 1 | 1 |
| Manslaughter | 0 | 0 | | 0.0 | 0 | 0 |
| Rape | 30 | 59 | 96.7% | 1.3 | 5 | 6 |
| Sodomy | 5 | 7 | 40.0% | 0.2 | 2 | 2 |
| Sexual Assault w/Object | 0 | 0 | | 0.0 | 0 | 0 |
| Fondling | 12 | 13 | 8.3% | 0.3 | 1 | 2 |
| Aggravated Assault | 119 | 157 | 31.9% | 3.5 | 50 | 32 |
| Simple Assault | 538 | 632 | 17.5% | 13.9 | 196 | 237 |
| Intimidation | 209 | 236 | 12.9% | 5.2 | 36 | 22 |
| Kidnapping | 18 | 20 | 11.1% | 0.4 | 6 | 4 |
| Incest | 1 | 2 | 100.0% | 0.0 | 0 | 0 |
| Statutory Rape | 0 | 2 | | 0.0 | 0 | 0 |
| Human Trafficking Offenses | 0 | 2 | | 0.0 | 1 | 1 |
| Violation of No Contact/Protect. | 181 | 243 | 34.3% | 5.4 | 61 | 78 |
| Robbery | 41 | 35 | -14.6% | 0.8 | 9 | 1 |
| Burglary | 203 | 230 | 13.3% | 5.1 | 48 | 11 |
| Larceny-Theft Offenses | 879 | 944 | 7.4% | 20.8 | 42 | 5 |
| Motor Vehicle Theft | 272 | 180 | -33.8% | 4.0 | 12 | 4 |
| Arson | 10 | 17 | 70.0% | 0.4 | 7 | 0 |
| Destruction of Property | 536 | 595 | 11.0% | 13.1 | 40 | 59 |
| Counterfeiting/Forgery | 31 | 39 | 25.8% | 0.9 | 1 | 1 |
| Fraud Offenses | 91 | 105 | 15.4% | 2.3 | 3 | 0 |
| Embezzlement | 0 | 0 | | 0.0 | 0 | 0 |
| Extortion/Blackmail | 6 | 8 | 33.3% | 0.2 | 0 | 0 |
| Bribery | 1 | 0 | -100.0% | 0.0 | 0 | 0 |
| Stolen Property Offenses | 101 | 95 | -5.9% | 2.1 | 29 | 2 |
| Animal Cruelty | 3 | 2 | -33.3% | 0.0 | 0 | 0 |
| Drug/Narcotic Violations | 117 | 271 | 131.6% | 6.0 | 150 | 0 |
| Drug Equipment Violations | 2 | 8 | 300.0% | 0.2 | 0 | 0 |
| Gambling Offenses | 0 | 0 | | 0.0 | 0 | 0 |
| Pornography | 2 | 14 | 600.0% | 0.3 | 1 | 0 |
| Prostitution Offenses | 2 | 3 | 50.0% | 0.1 | 0 | 0 |
| Weapon Law Violations | 63 | 84 | 33.3% | 1.9 | 20 | 0 |
| Grand Total | 3,474 | 4,005 | 15.3% | 88.2 | 721 | 468 |

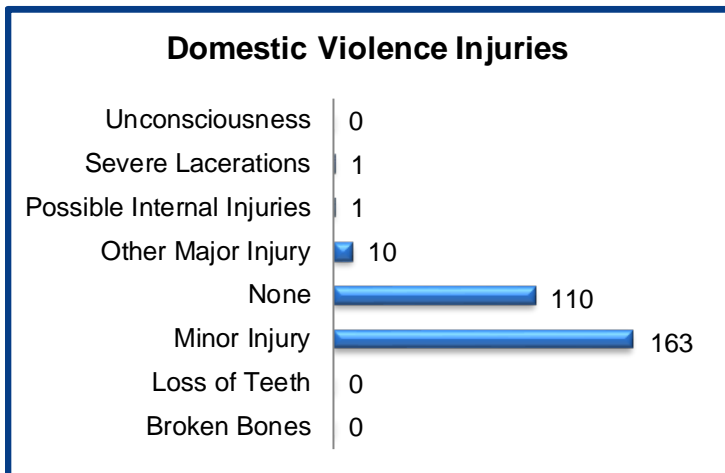
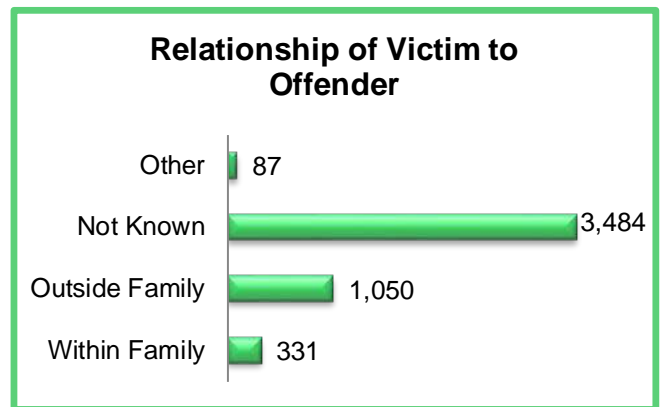
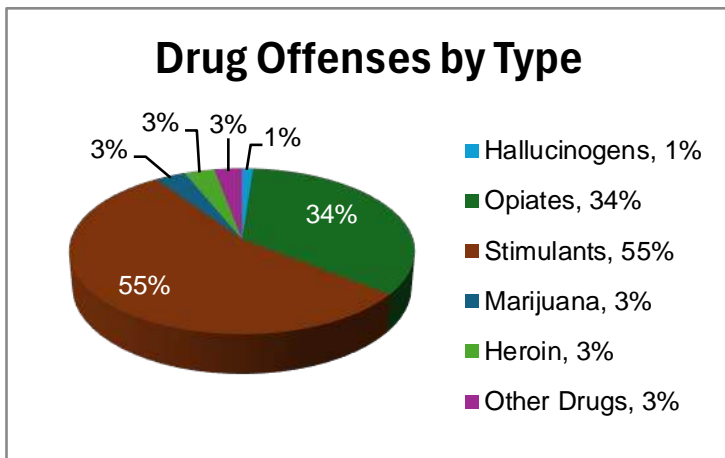
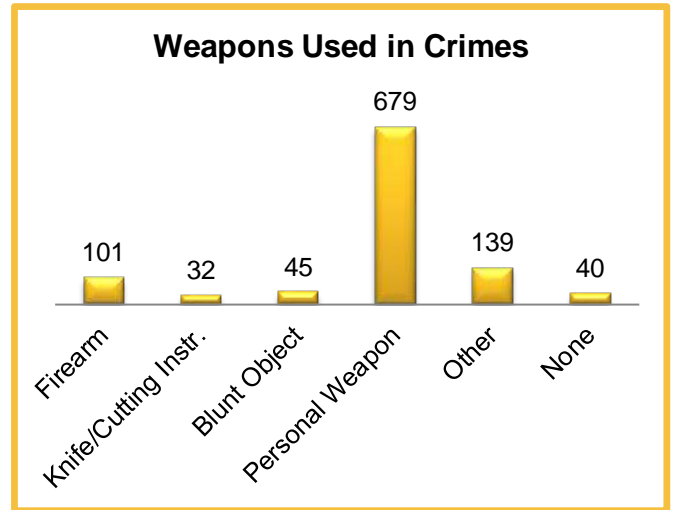
2024 Washington NIBRS Submission Agencies

Bremerton PD

Continued

2024 Group B Arrests

| Offense | Adult | Juvenile |
|-----------------------|------------|-----------|
| Bad Checks | 0 | 0 |
| Curfew/Vagrancy | 0 | 0 |
| Disorderly Conduct | 18 | 0 |
| Drunkenness | 2 | 0 |
| DUI | 148 | 3 |
| Family Offenses | 0 | 0 |
| Liquor Law Violations | 0 | 1 |
| Peeping Tom | 0 | 0 |
| Trespass | 67 | 1 |
| All Other Offenses | 384 | 10 |
| Total | 619 | 15 |



2024 Property Values by Type

| Type | Value |
|----------------------|-------------|
| Seized | \$2 |
| Burned | \$10,350 |
| Counterfeited/Forged | \$13,237 |
| Destroyed/Damaged | \$1,118,144 |
| Recovered | \$907,326 |
| Stolen | \$2,830,478 |

2024 Washington NIBRS Submission Agencies

Port Orchard PD

Kitsap County

Population: 18,300
Months Reported: 12

Offense Overview

Offense Total 1,256
of Cleared Offense 297
Percent Cleared 23.6%

Group A Arrest Overview

Arrest Total 224
Adult Arrest Total 203
Juvenile Arrest Total 21

| Group A Offenses | Reported 2023 | Reported 2024 | % of Change | Crime Rate per 1,000 | Total Arrests | DV Offense Totals |
|----------------------------------|---------------|---------------|--------------|----------------------|---------------|-------------------|
| Murder | 0 | 0 | | 0.0 | 1 | 0 |
| Manslaughter | 0 | 0 | | 0.0 | 0 | 0 |
| Rape | 13 | 17 | 30.8% | 0.9 | 2 | 4 |
| Sodomy | 0 | 2 | | 0.1 | 0 | 0 |
| Sexual Assault w/Object | 0 | 0 | | 0.0 | 0 | 0 |
| Fondling | 10 | 7 | -30.0% | 0.4 | 0 | 0 |
| Aggravated Assault | 39 | 55 | 41.0% | 3.0 | 19 | 25 |
| Simple Assault | 185 | 197 | 6.5% | 10.8 | 52 | 95 |
| Intimidation | 77 | 78 | 1.3% | 4.3 | 11 | 16 |
| Kidnapping | 2 | 3 | 50.0% | 0.2 | 1 | 2 |
| Incest | 0 | 0 | | 0.0 | 0 | 0 |
| Statutory Rape | 0 | 0 | | 0.0 | 0 | 0 |
| Human Trafficking Offenses | 0 | 0 | | 0.0 | 0 | 0 |
| Violation of No Contact/Protect. | 55 | 67 | 21.8% | 3.7 | 17 | 41 |
| Robbery | 13 | 10 | -23.1% | 0.5 | 6 | 2 |
| Burglary | 98 | 81 | -17.3% | 4.4 | 9 | 2 |
| Larceny-Theft Offenses | 426 | 421 | -1.2% | 23.0 | 69 | 3 |
| Motor Vehicle Theft | 93 | 54 | -41.9% | 3.0 | 0 | 1 |
| Arson | 8 | 7 | -12.5% | 0.4 | 0 | 2 |
| Destruction of Property | 148 | 135 | -8.8% | 7.4 | 15 | 15 |
| Counterfeiting/Forgery | 19 | 19 | 0.0% | 1.0 | 1 | 1 |
| Fraud Offenses | 53 | 40 | -24.5% | 2.2 | 1 | 0 |
| Embezzlement | 1 | 0 | -100.0% | 0.0 | 0 | 0 |
| Extortion/Blackmail | 2 | 1 | -50.0% | 0.1 | 0 | 0 |
| Bribery | 0 | 0 | | 0.0 | 0 | 0 |
| Stolen Property Offenses | 11 | 9 | -18.2% | 0.5 | 3 | 0 |
| Animal Cruelty | 0 | 2 | | 0.1 | 1 | 0 |
| Drug/Narcotic Violations | 17 | 37 | 117.6% | 2.0 | 15 | 0 |
| Drug Equipment Violations | 0 | 0 | | 0.0 | 0 | 0 |
| Gambling Offenses | 0 | 0 | | 0.0 | 0 | 0 |
| Pornography | 6 | 4 | -33.3% | 0.2 | 0 | 0 |
| Prostitution Offenses | 0 | 0 | | 0.0 | 0 | 0 |
| Weapon Law Violations | 10 | 10 | 0.0% | 0.5 | 1 | 0 |
| Grand Total | 1,286 | 1,256 | -2.3% | 68.6 | 224 | 209 |

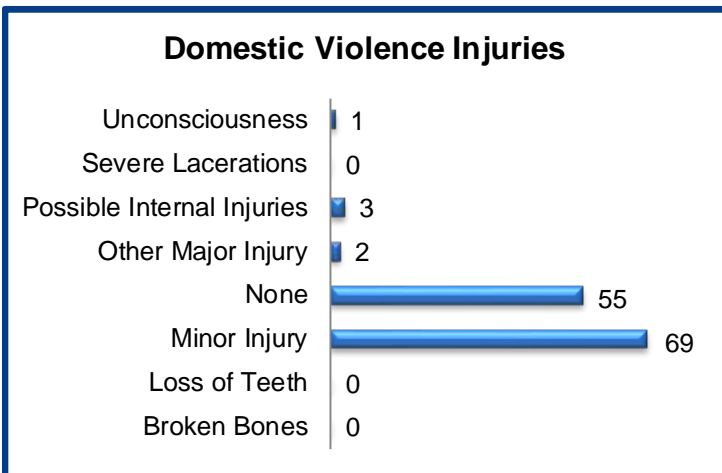
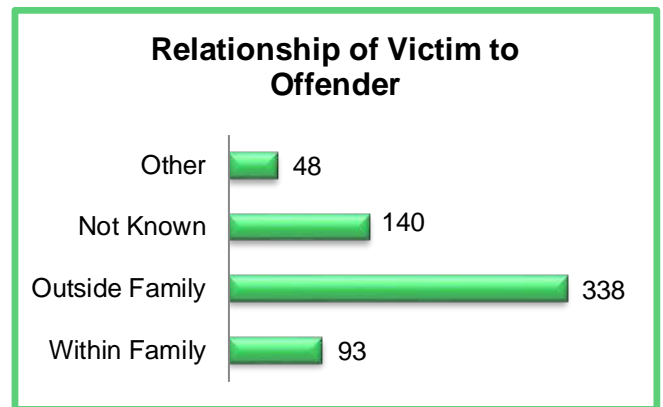
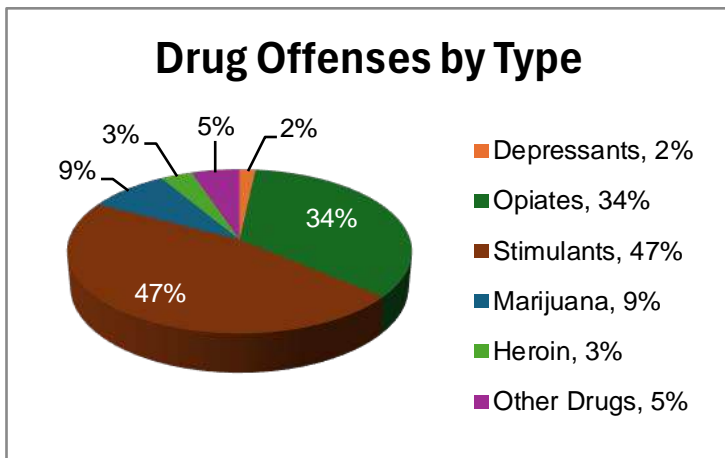
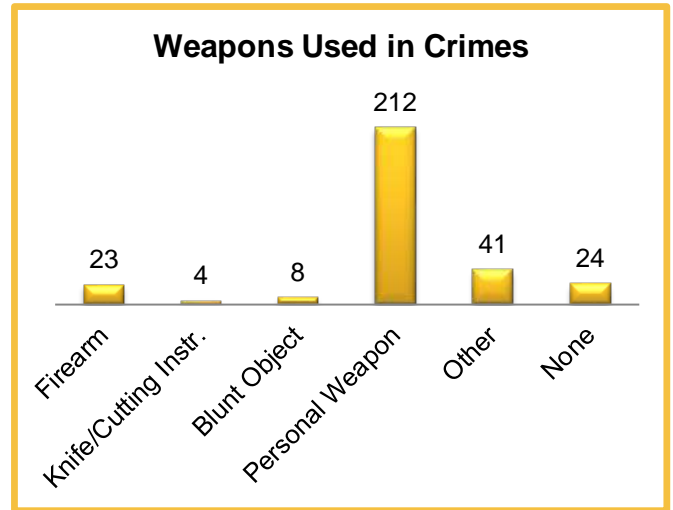
2024 Washington NIBRS Submission Agencies

Port Orchard PD

Continued

2024 Group B Arrests

| Offense | Adult | Juvenile |
|-----------------------|------------|----------|
| Bad Checks | 0 | 0 |
| Curfew/Vagrancy | 0 | 0 |
| Disorderly Conduct | 4 | 0 |
| Drunkenness | 0 | 0 |
| DUI | 31 | 0 |
| Family Offenses | 1 | 0 |
| Liquor Law Violations | 0 | 2 |
| Peeping Tom | 0 | 0 |
| Trespass | 16 | 0 |
| All Other Offenses | 189 | 6 |
| Total | 241 | 8 |



2024 Property Values by Type

| Type | Value |
|----------------------|-------------|
| Seized | \$210 |
| Burned | \$1,750 |
| Counterfeited/Forged | \$7,909 |
| Destroyed/Damaged | \$127,520 |
| Recovered | \$627,478 |
| Stolen | \$1,706,080 |

2024 Washington NIBRS Submission Agencies

Poulsbo PD

Kitsap County

Population: 13,010
Months Reported: 12

Offense Overview

Offense Total 615
of Cleared Offense 112
Percent Cleared 18.2%

Group A Arrest Overview

Arrest Total 75
Adult Arrest Total 74
Juvenile Arrest Total 1

| Group A Offenses | Reported 2023 | Reported 2024 | % of Change | Crime Rate per 1,000 | Total Arrests | DV Offense Totals |
|----------------------------------|---------------|---------------|--------------|----------------------|---------------|-------------------|
| Murder | 1 | 0 | -100.0% | 0.0 | 0 | 0 |
| Manslaughter | 0 | 0 | | 0.0 | 0 | 0 |
| Rape | 5 | 7 | 40.0% | 0.5 | 0 | 3 |
| Sodomy | 0 | 0 | | 0.0 | 0 | 0 |
| Sexual Assault w/Object | 0 | 0 | | 0.0 | 0 | 0 |
| Fondling | 2 | 8 | 300.0% | 0.6 | 0 | 2 |
| Aggravated Assault | 22 | 12 | -45.5% | 0.9 | 6 | 8 |
| Simple Assault | 52 | 54 | 3.8% | 4.2 | 16 | 26 |
| Intimidation | 20 | 15 | -25.0% | 1.2 | 2 | 3 |
| Kidnapping | 1 | 2 | 100.0% | 0.2 | 0 | 1 |
| Incest | 0 | 0 | | 0.0 | 0 | 0 |
| Statutory Rape | 0 | 0 | | 0.0 | 0 | 0 |
| Human Trafficking Offenses | 0 | 0 | | 0.0 | 0 | 0 |
| Violation of No Contact/Protect. | 23 | 16 | -30.4% | 1.2 | 9 | 12 |
| Robbery | 0 | 2 | | 0.2 | 0 | 0 |
| Burglary | 34 | 21 | -38.2% | 1.6 | 4 | 2 |
| Larceny-Theft Offenses | 156 | 176 | 12.8% | 13.5 | 5 | 1 |
| Motor Vehicle Theft | 43 | 23 | -46.5% | 1.8 | 3 | 0 |
| Arson | 4 | 1 | -75.0% | 0.1 | 0 | 0 |
| Destruction of Property | 68 | 63 | -7.4% | 4.8 | 3 | 7 |
| Counterfeiting/Forgery | 5 | 17 | 240.0% | 1.3 | 0 | 0 |
| Fraud Offenses | 26 | 45 | 73.1% | 3.5 | 1 | 0 |
| Embezzlement | 0 | 0 | | 0.0 | 0 | 0 |
| Extortion/Blackmail | 1 | 0 | -100.0% | 0.0 | 0 | 0 |
| Bribery | 0 | 0 | | 0.0 | 0 | 0 |
| Stolen Property Offenses | 9 | 11 | 22.2% | 0.8 | 5 | 0 |
| Animal Cruelty | 0 | 0 | | 0.0 | 0 | 0 |
| Drug/Narcotic Violations | 21 | 114 | 442.9% | 8.8 | 17 | 0 |
| Drug Equipment Violations | 0 | 5 | | 0.4 | 1 | 0 |
| Gambling Offenses | 0 | 0 | | 0.0 | 0 | 0 |
| Pornography | 1 | 2 | 100.0% | 0.2 | 0 | 0 |
| Prostitution Offenses | 0 | 0 | | 0.0 | 0 | 0 |
| Weapon Law Violations | 5 | 21 | 320.0% | 1.6 | 3 | 0 |
| Grand Total | 499 | 615 | 23.2% | 47.3 | 75 | 65 |

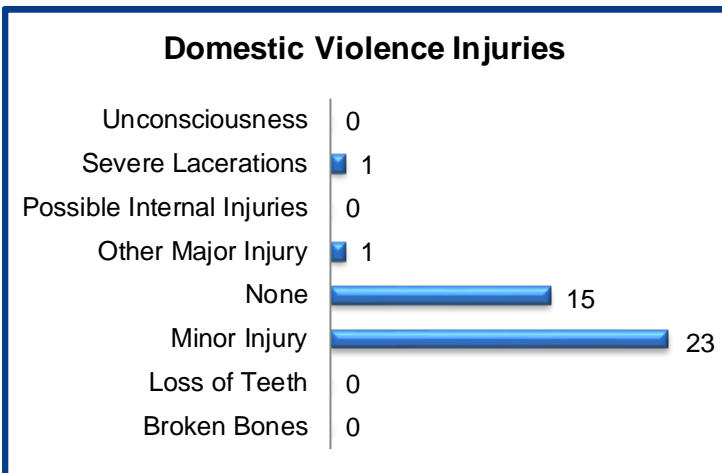
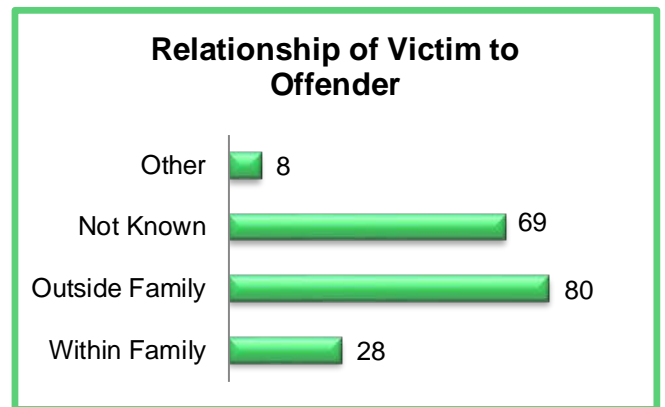
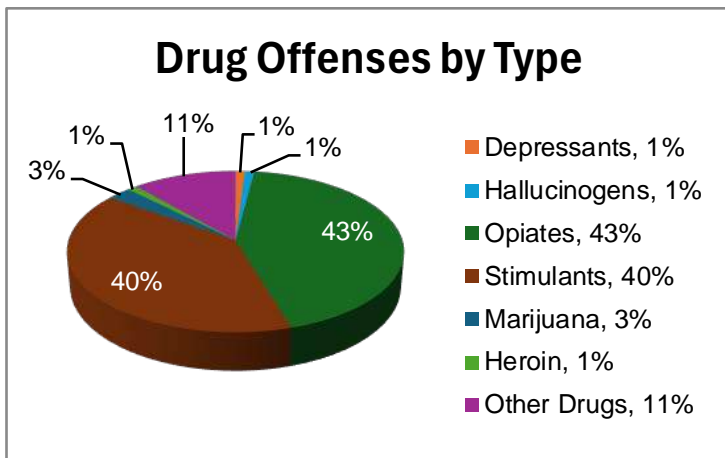
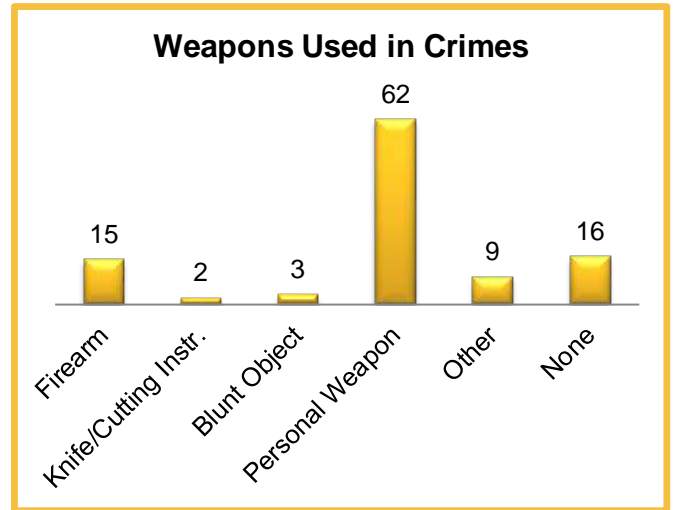
2024 Washington NIBRS Submission Agencies

Poulsbo PD

Continued

2024 Group B Arrests

| Offense | Adult | Juvenile |
|-----------------------|------------|----------|
| Bad Checks | 0 | 0 |
| Curfew/Vagrancy | 0 | 0 |
| Disorderly Conduct | 3 | 0 |
| Drunkenness | 0 | 0 |
| DUI | 23 | 0 |
| Family Offenses | 0 | 0 |
| Liquor Law Violations | 0 | 0 |
| Peeping Tom | 0 | 0 |
| Trespass | 6 | 0 |
| All Other Offenses | 75 | 1 |
| Total | 107 | 1 |



2024 Property Values by Type

| Type | Value |
|----------------------|-------------|
| Seized | \$2,330 |
| Burned | \$5,000 |
| Counterfeited/Forged | \$28,846 |
| Destroyed/Damaged | \$101,645 |
| Recovered | \$441,632 |
| Stolen | \$1,127,254 |

2024 Washington NIBRS Submission Agencies

Kittitas SO

Kittitas County

Population: 22,385
Months Reported: 12

Offense Overview

Offense Total 524
of Cleared Offense 156
Percent Cleared 29.8%

Group A Arrest Overview

Arrest Total 107
Adult Arrest Total 107
Juvenile Arrest Total 0

| Group A Offenses | Reported 2023 | Reported 2024 | % of Change | Crime Rate per 1,000 | Total Arrests | DV Offense Totals |
|----------------------------------|---------------|---------------|--------------|----------------------|---------------|-------------------|
| Murder | 0 | 0 | | 0.0 | 0 | 0 |
| Manslaughter | 0 | 0 | | 0.0 | 0 | 0 |
| Rape | 4 | 5 | 25.0% | 0.2 | 2 | 0 |
| Sodomy | 0 | 0 | | 0.0 | 0 | 0 |
| Sexual Assault w/Object | 0 | 0 | | 0.0 | 0 | 0 |
| Fondling | 3 | 3 | 0.0% | 0.1 | 2 | 2 |
| Aggravated Assault | 12 | 12 | 0.0% | 0.5 | 10 | 2 |
| Simple Assault | 80 | 85 | 6.3% | 3.8 | 41 | 64 |
| Intimidation | 1 | 0 | -100.0% | 0.0 | 0 | 0 |
| Kidnapping | 1 | 0 | -100.0% | 0.0 | 0 | 0 |
| Incest | 0 | 0 | | 0.0 | 0 | 0 |
| Statutory Rape | 1 | 0 | -100.0% | 0.0 | 0 | 0 |
| Human Trafficking Offenses | 0 | 0 | | 0.0 | 0 | 0 |
| Violation of No Contact/Protect. | 46 | 37 | -19.6% | 1.7 | 7 | 22 |
| Robbery | 1 | 2 | 100.0% | 0.1 | 2 | 0 |
| Burglary | 46 | 41 | -10.9% | 1.8 | 9 | 3 |
| Larceny-Theft Offenses | 122 | 106 | -13.1% | 4.7 | 4 | 3 |
| Motor Vehicle Theft | 24 | 35 | 45.8% | 1.6 | 3 | 3 |
| Arson | 1 | 2 | 100.0% | 0.1 | 1 | 0 |
| Destruction of Property | 108 | 97 | -10.2% | 4.3 | 4 | 18 |
| Counterfeiting/Forgery | 3 | 2 | -33.3% | 0.1 | 2 | 1 |
| Fraud Offenses | 65 | 46 | -29.2% | 2.1 | 0 | 0 |
| Embezzlement | 0 | 0 | | 0.0 | 0 | 0 |
| Extortion/Blackmail | 1 | 0 | -100.0% | 0.0 | 0 | 0 |
| Bribery | 0 | 0 | | 0.0 | 0 | 0 |
| Stolen Property Offenses | 10 | 10 | 0.0% | 0.4 | 9 | 0 |
| Animal Cruelty | 3 | 0 | -100.0% | 0.0 | 0 | 0 |
| Drug/Narcotic Violations | 8 | 17 | 112.5% | 0.8 | 4 | 0 |
| Drug Equipment Violations | 2 | 3 | 50.0% | 0.1 | 0 | 0 |
| Gambling Offenses | 0 | 0 | | 0.0 | 0 | 0 |
| Pornography | 0 | 3 | | 0.1 | 2 | 0 |
| Prostitution Offenses | 0 | 0 | | 0.0 | 0 | 0 |
| Weapon Law Violations | 21 | 18 | -14.3% | 0.8 | 5 | 0 |
| Grand Total | 563 | 524 | -6.9% | 23.4 | 107 | 118 |

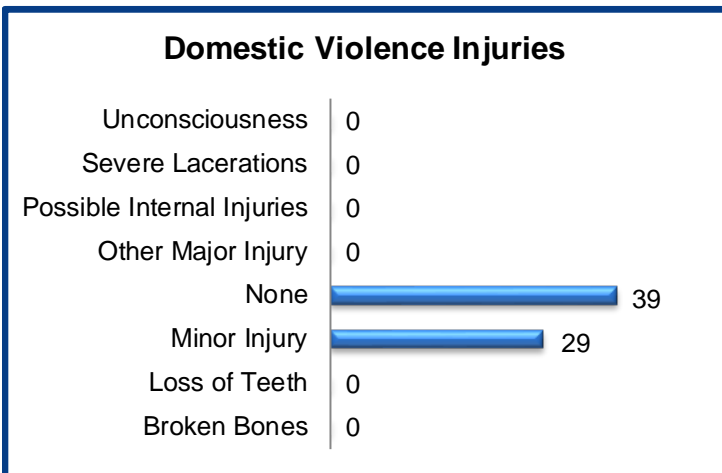
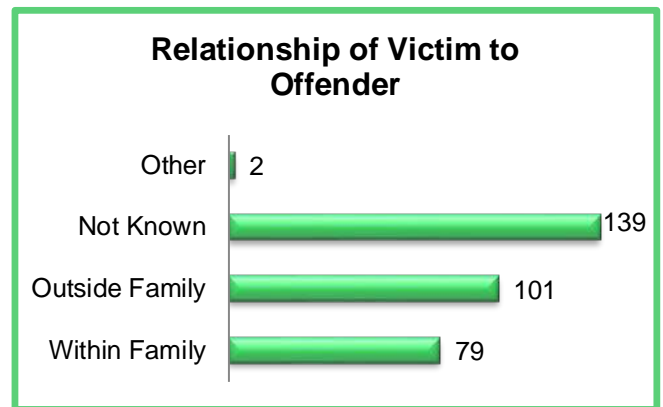
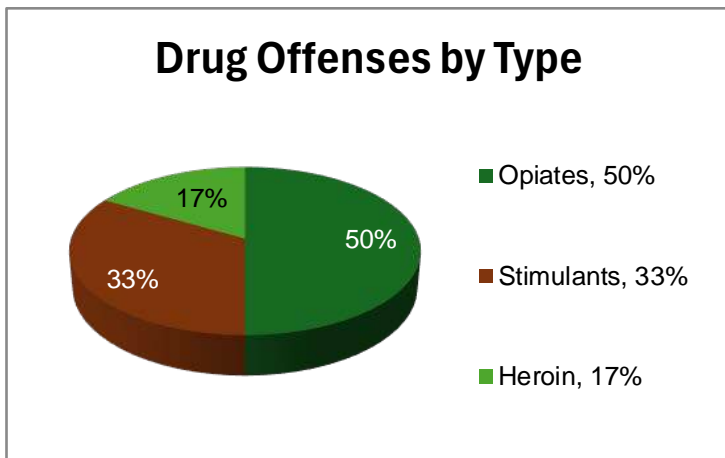
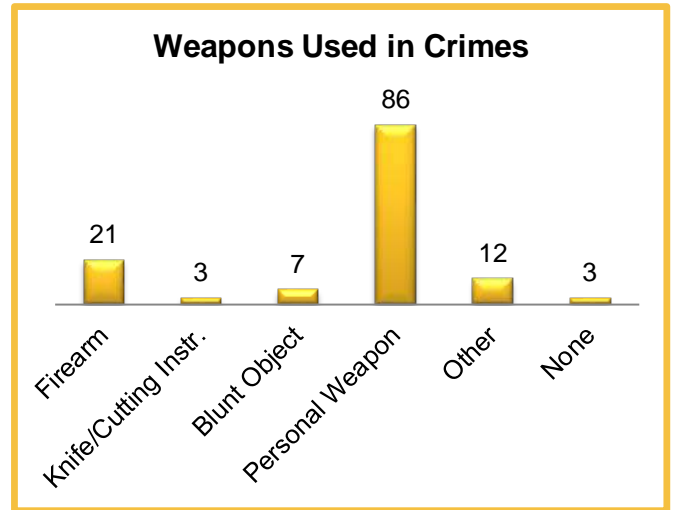
2024 Washington NIBRS Submission Agencies

Kittitas SO

Continued

2024 Group B Arrests

| Offense | Adult | Juvenile |
|-----------------------|-----------|----------|
| Bad Checks | 0 | 0 |
| Curfew/Vagrancy | 0 | 0 |
| Disorderly Conduct | 1 | 0 |
| Drunkenness | 0 | 0 |
| DUI | 79 | 0 |
| Family Offenses | 0 | 0 |
| Liquor Law Violations | 1 | 0 |
| Peeping Tom | 0 | 0 |
| Trespass | 4 | 0 |
| All Other Offenses | 9 | 0 |
| Total | 94 | 0 |



2024 Property Values by Type

| Type | Value |
|----------------------|-------------|
| Seized | \$0 |
| Burned | \$15,000 |
| Counterfeited/Forged | \$0 |
| Destroyed/Damaged | \$112,805 |
| Recovered | \$211,291 |
| Stolen | \$1,474,424 |

2024 Washington NIBRS Submission Agencies

Central WA University PD

Kittitas County

Population: 0
Months Reported: 12

Offense Overview

Offense Total 129
of Cleared Offense 11
Percent Cleared 8.5%

Group A Arrest Overview

Arrest Total 13
Adult Arrest Total 12
Juvenile Arrest Total 1

| Group A Offenses | Reported 2023 | Reported 2024 | % of Change* | Crime Rate per 1,000 | Total Arrests | DV Offense Totals |
|----------------------------------|---------------|---------------|--------------|----------------------|---------------|-------------------|
| Murder | 0 | 0 | | 0.0 | 0 | 0 |
| Manslaughter | 0 | 0 | | 0.0 | 0 | 0 |
| Rape | 1 | 2 | | 0.0 | 0 | 0 |
| Sodomy | 0 | 0 | | 0.0 | 0 | 0 |
| Sexual Assault w/Object | 0 | 0 | | 0.0 | 0 | 0 |
| Fondling | 0 | 0 | | 0.0 | 0 | 0 |
| Aggravated Assault | 0 | 0 | | 0.0 | 0 | 0 |
| Simple Assault | 9 | 5 | | 0.0 | 1 | 1 |
| Intimidation | 0 | 0 | | 0.0 | 0 | 0 |
| Kidnapping | 0 | 0 | | 0.0 | 0 | 0 |
| Incest | 0 | 0 | | 0.0 | 0 | 0 |
| Statutory Rape | 0 | 0 | | 0.0 | 0 | 0 |
| Human Trafficking Offenses | 0 | 0 | | 0.0 | 0 | 0 |
| Violation of No Contact/Protect. | 0 | 0 | | 0.0 | 0 | 0 |
| Robbery | 0 | 0 | | 0.0 | 0 | 0 |
| Burglary | 1 | 4 | | 0.0 | 1 | 0 |
| Larceny-Theft Offenses | 25 | 24 | | 0.0 | 0 | 0 |
| Motor Vehicle Theft | 2 | 1 | | 0.0 | 0 | 0 |
| Arson | 0 | 0 | | 0.0 | 0 | 0 |
| Destruction of Property | 23 | 78 | | 0.0 | 5 | 0 |
| Counterfeiting/Forgery | 0 | 0 | | 0.0 | 0 | 0 |
| Fraud Offenses | 4 | 0 | | 0.0 | 0 | 0 |
| Embezzlement | 0 | 0 | | 0.0 | 0 | 0 |
| Extortion/Blackmail | 0 | 4 | | 0.0 | 0 | 0 |
| Bribery | 0 | 0 | | 0.0 | 0 | 0 |
| Stolen Property Offenses | 0 | 0 | | 0.0 | 0 | 0 |
| Animal Cruelty | 0 | 0 | | 0.0 | 0 | 0 |
| Drug/Narcotic Violations | 3 | 6 | | 0.0 | 6 | 0 |
| Drug Equipment Violations | 0 | 5 | | 0.0 | 0 | 0 |
| Gambling Offenses | 0 | 0 | | 0.0 | 0 | 0 |
| Pornography | 0 | 0 | | 0.0 | 0 | 0 |
| Prostitution Offenses | 0 | 0 | | 0.0 | 0 | 0 |
| Weapon Law Violations | 0 | 0 | | 0.0 | 0 | 0 |
| Grand Total | 68 | 129 | | 0.0 | 13 | 1 |

* Please see #10 in the NIBRS Individual Agency Page Table Legend.

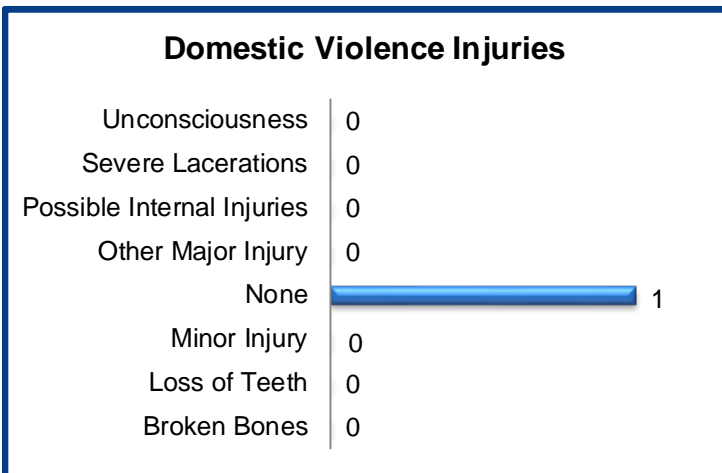
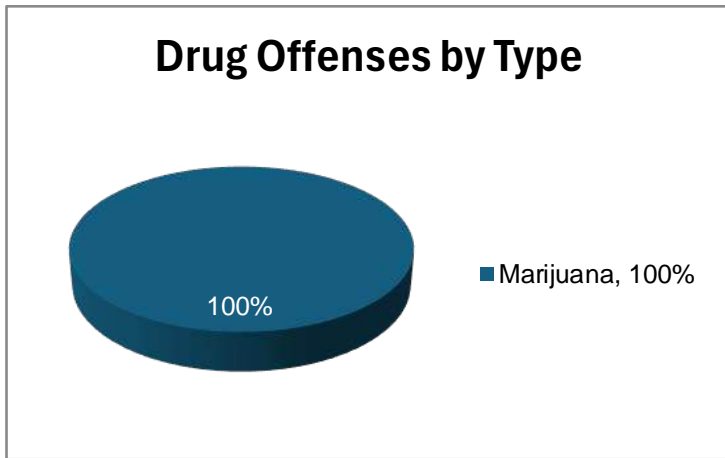
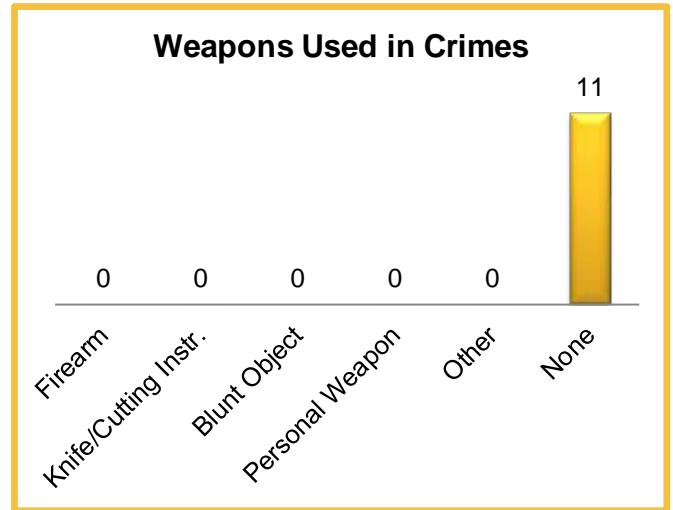
2024 Washington NIBRS Submission Agencies

Central WA University PD

Continued

2024 Group B Arrests

| Offense | Adult | Juvenile |
|-----------------------|-----------|----------|
| Bad Checks | 0 | 0 |
| Curfew/Vagrancy | 0 | 0 |
| Disorderly Conduct | 0 | 0 |
| Drunkenness | 0 | 0 |
| DUI | 4 | 0 |
| Family Offenses | 0 | 0 |
| Liquor Law Violations | 26 | 0 |
| Peeping Tom | 0 | 0 |
| Trespass | 3 | 0 |
| All Other Offenses | 0 | 0 |
| Total | 33 | 0 |



2024 Property Values by Type

| Type | Value |
|----------------------|----------|
| Seized | \$76 |
| Burned | \$0 |
| Counterfeited/Forged | \$0 |
| Destroyed/Damaged | \$14,415 |
| Recovered | \$0 |
| Stolen | \$12,332 |

2024 Washington NIBRS Submission Agencies

Cle Elum PD

Kittitas County

Population: 3,800
Months Reported: 12

Offense Overview

Offense Total 135
of Cleared Offense 37
Percent Cleared 27.4%

Group A Arrest Overview

Arrest Total 31
Adult Arrest Total 31
Juvenile Arrest Total 0

| Group A Offenses | Reported 2023 | Reported 2024 | % of Change | Crime Rate per 1,000 | Total Arrests | DV Offense Totals |
|----------------------------------|---------------|---------------|---------------|----------------------|---------------|-------------------|
| Murder | 0 | 0 | | 0.0 | 0 | 0 |
| Manslaughter | 0 | 0 | | 0.0 | 0 | 0 |
| Rape | 0 | 1 | | 0.3 | 0 | 0 |
| Sodomy | 0 | 0 | | 0.0 | 0 | 0 |
| Sexual Assault w/Object | 0 | 0 | | 0.0 | 0 | 0 |
| Fondling | 0 | 0 | | 0.0 | 0 | 0 |
| Aggravated Assault | 3 | 3 | 0.0% | 0.8 | 3 | 0 |
| Simple Assault | 34 | 21 | -38.2% | 5.5 | 8 | 14 |
| Intimidation | 1 | 3 | 200.0% | 0.8 | 2 | 2 |
| Kidnapping | 0 | 0 | | 0.0 | 0 | 0 |
| Incest | 0 | 0 | | 0.0 | 0 | 0 |
| Statutory Rape | 0 | 0 | | 0.0 | 0 | 0 |
| Human Trafficking Offenses | 0 | 0 | | 0.0 | 0 | 0 |
| Violation of No Contact/Protect. | 18 | 20 | 11.1% | 5.3 | 6 | 10 |
| Robbery | 0 | 1 | | 0.3 | 0 | 1 |
| Burglary | 12 | 9 | -25.0% | 2.4 | 2 | 1 |
| Larceny-Theft Offenses | 61 | 45 | -26.2% | 11.8 | 9 | 0 |
| Motor Vehicle Theft | 10 | 0 | -100.0% | 0.0 | 0 | 0 |
| Arson | 0 | 1 | | 0.3 | 0 | 0 |
| Destruction of Property | 36 | 21 | -41.7% | 5.5 | 1 | 1 |
| Counterfeiting/Forgery | 4 | 3 | -25.0% | 0.8 | 0 | 0 |
| Fraud Offenses | 10 | 3 | -70.0% | 0.8 | 0 | 0 |
| Embezzlement | 0 | 0 | | 0.0 | 0 | 0 |
| Extortion/Blackmail | 0 | 0 | | 0.0 | 0 | 0 |
| Bribery | 0 | 0 | | 0.0 | 0 | 0 |
| Stolen Property Offenses | 1 | 0 | -100.0% | 0.0 | 0 | 0 |
| Animal Cruelty | 1 | 0 | -100.0% | 0.0 | 0 | 0 |
| Drug/Narcotic Violations | 2 | 1 | -50.0% | 0.3 | 0 | 0 |
| Drug Equipment Violations | 1 | 0 | -100.0% | 0.0 | 0 | 0 |
| Gambling Offenses | 0 | 0 | | 0.0 | 0 | 0 |
| Pornography | 0 | 0 | | 0.0 | 0 | 0 |
| Prostitution Offenses | 0 | 0 | | 0.0 | 0 | 0 |
| Weapon Law Violations | 8 | 3 | -62.5% | 0.8 | 0 | 0 |
| Grand Total | 202 | 135 | -33.2% | 35.5 | 31 | 29 |

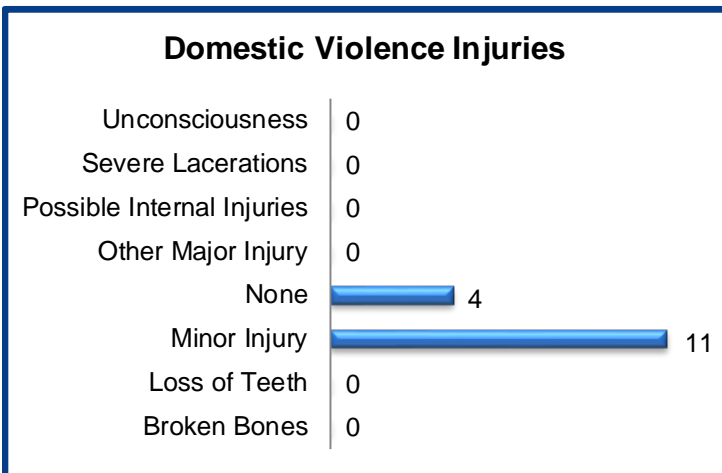
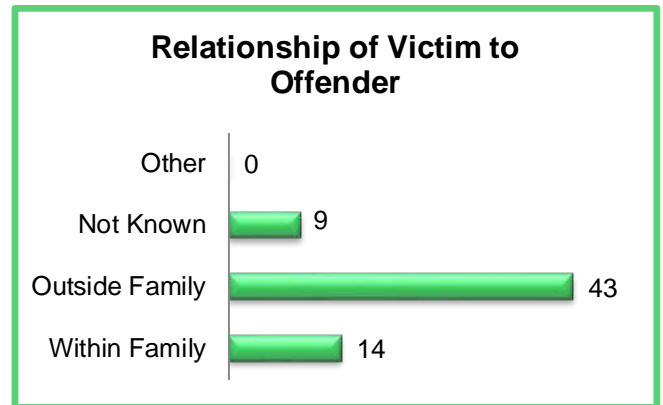
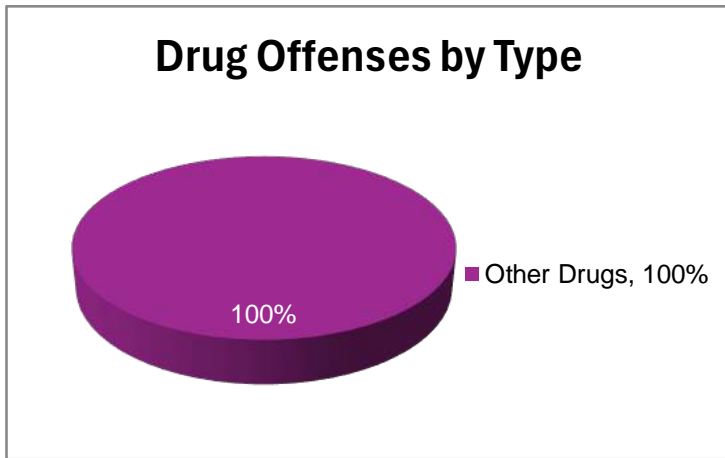
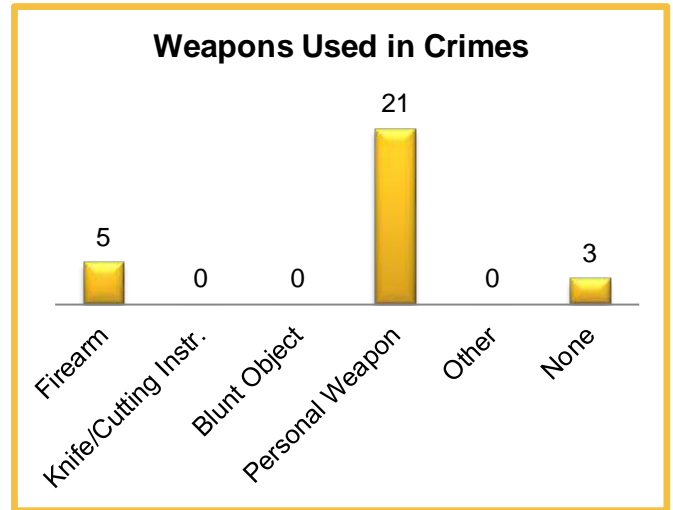
2024 Washington NIBRS Submission Agencies

Cle Elum PD

Continued

2024 Group B Arrests

| Offense | Adult | Juvenile |
|-----------------------|-----------|----------|
| Bad Checks | 0 | 0 |
| Curfew/Vagrancy | 0 | 0 |
| Disorderly Conduct | 4 | 0 |
| Drunkenness | 0 | 0 |
| DUI | 19 | 0 |
| Family Offenses | 0 | 0 |
| Liquor Law Violations | 0 | 0 |
| Peeping Tom | 0 | 0 |
| Trespass | 5 | 0 |
| All Other Offenses | 1 | 0 |
| Total | 29 | 0 |



2024 Property Values by Type

| Type | Value |
|----------------------|-----------|
| Seized | \$2,573 |
| Burned | \$7 |
| Counterfeited/Forged | \$200 |
| Destroyed/Damaged | \$28,045 |
| Recovered | \$22,725 |
| Stolen | \$128,279 |

2024 Washington NIBRS Submission Agencies

Ellensburg PD

Kittitas County

Population: 20,970
Months Reported: 12

Offense Overview

Offense Total 1,183
of Cleared Offense 486
Percent Cleared 41.1%

Group A Arrest Overview

Arrest Total 447
Adult Arrest Total 373
Juvenile Arrest Total 74

| Group A Offenses | Reported 2023 | Reported 2024 | % of Change | Crime Rate per 1,000 | Total Arrests | DV Offense Totals |
|----------------------------------|---------------|---------------|---------------|----------------------|---------------|-------------------|
| Murder | 1 | 1 | 0.0% | 0.0 | 1 | 0 |
| Manslaughter | 0 | 0 | | 0.0 | 0 | 0 |
| Rape | 15 | 16 | 6.7% | 0.8 | 8 | 6 |
| Sodomy | 1 | 0 | -100.0% | 0.0 | 0 | 0 |
| Sexual Assault w/Object | 0 | 1 | | 0.0 | 0 | 1 |
| Fondling | 8 | 4 | -50.0% | 0.2 | 1 | 1 |
| Aggravated Assault | 21 | 20 | -4.8% | 1.0 | 22 | 5 |
| Simple Assault | 168 | 143 | -14.9% | 6.8 | 92 | 71 |
| Intimidation | 3 | 5 | 66.7% | 0.2 | 2 | 5 |
| Kidnapping | 1 | 1 | 0.0% | 0.0 | 1 | 1 |
| Incest | 0 | 0 | | 0.0 | 0 | 0 |
| Statutory Rape | 0 | 0 | | 0.0 | 0 | 0 |
| Human Trafficking Offenses | 0 | 0 | | 0.0 | 0 | 0 |
| Violation of No Contact/Protect. | 89 | 96 | 7.9% | 4.6 | 62 | 57 |
| Robbery | 4 | 4 | 0.0% | 0.2 | 6 | 0 |
| Burglary | 75 | 50 | -33.3% | 2.4 | 33 | 3 |
| Larceny-Theft Offenses | 399 | 349 | -12.5% | 16.6 | 108 | 10 |
| Motor Vehicle Theft | 46 | 14 | -69.6% | 0.7 | 2 | 0 |
| Arson | 4 | 7 | 75.0% | 0.3 | 0 | 0 |
| Destruction of Property | 249 | 208 | -16.5% | 9.9 | 30 | 16 |
| Counterfeiting/Forgery | 19 | 16 | -15.8% | 0.8 | 2 | 0 |
| Fraud Offenses | 107 | 96 | -10.3% | 4.6 | 5 | 0 |
| Embezzlement | 2 | 2 | 0.0% | 0.1 | 0 | 0 |
| Extortion/Blackmail | 6 | 9 | 50.0% | 0.4 | 0 | 0 |
| Bribery | 0 | 0 | | 0.0 | 0 | 0 |
| Stolen Property Offenses | 27 | 16 | -40.7% | 0.8 | 10 | 0 |
| Animal Cruelty | 1 | 4 | 300.0% | 0.2 | 3 | 0 |
| Drug/Narcotic Violations | 38 | 62 | 63.2% | 3.0 | 43 | 0 |
| Drug Equipment Violations | 22 | 25 | 13.6% | 1.2 | 0 | 0 |
| Gambling Offenses | 0 | 0 | | 0.0 | 0 | 0 |
| Pornography | 5 | 3 | -40.0% | 0.1 | 1 | 0 |
| Prostitution Offenses | 0 | 1 | | 0.0 | 1 | 0 |
| Weapon Law Violations | 30 | 30 | 0.0% | 1.4 | 14 | 0 |
| Grand Total | 1,341 | 1,183 | -11.8% | 56.4 | 447 | 176 |

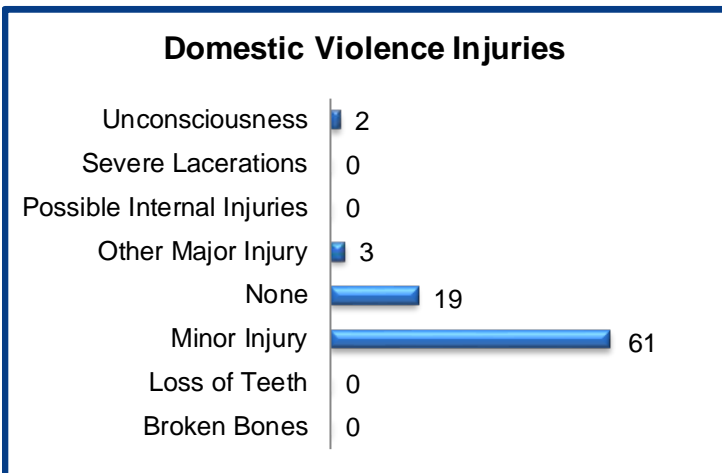
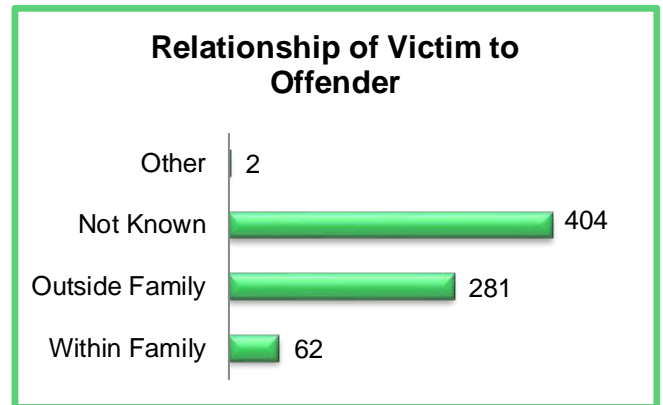
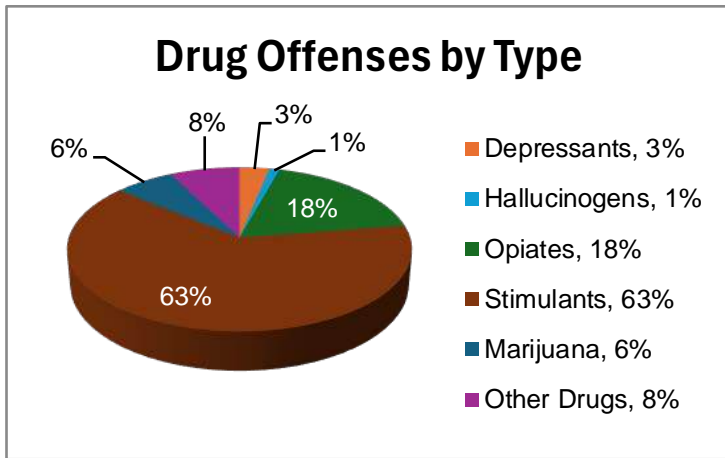
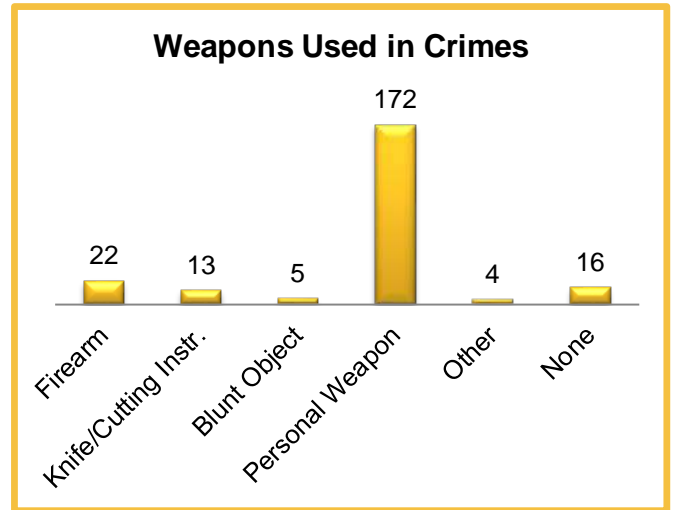
2024 Washington NIBRS Submission Agencies

Ellensburg PD

Continued

2024 Group B Arrests

| Offense | Adult | Juvenile |
|-----------------------|------------|-----------|
| Bad Checks | 0 | 0 |
| Curfew/Vagrancy | 0 | 0 |
| Disorderly Conduct | 13 | 1 |
| Drunkenness | 0 | 0 |
| DUI | 95 | 1 |
| Family Offenses | 0 | 0 |
| Liquor Law Violations | 23 | 4 |
| Peeping Tom | 0 | 0 |
| Trespass | 34 | 3 |
| All Other Offenses | 50 | 9 |
| Total | 215 | 18 |



2024 Property Values by Type

| Type | Value |
|----------------------|-----------|
| Seized | \$62,001 |
| Burned | \$101,020 |
| Counterfeited/Forged | \$2,638 |
| Destroyed/Damaged | \$169,148 |
| Recovered | \$190,464 |
| Stolen | \$901,968 |

2024 Washington NIBRS Submission Agencies

Kittitas PD

Kittitas County

Population: 1,445
Months Reported: 9

Offense Overview

Offense Total 6
of Cleared Offense 0
Percent Cleared 0.0%

Group A Arrest Overview

Arrest Total 0
Adult Arrest Total 0
Juvenile Arrest Total 0

| Group A Offenses | Reported 2023 | Reported 2024 | % of Change* | Crime Rate per 1,000 | Total Arrests | DV Offense Totals |
|----------------------------------|---------------|---------------|--------------|----------------------|---------------|-------------------|
| Murder | 0 | 0 | | 0.0 | 0 | 0 |
| Manslaughter | 0 | 0 | | 0.0 | 0 | 0 |
| Rape | 0 | 0 | | 0.0 | 0 | 0 |
| Sodomy | 0 | 0 | | 0.0 | 0 | 0 |
| Sexual Assault w/Object | 0 | 0 | | 0.0 | 0 | 0 |
| Fondling | 0 | 0 | | 0.0 | 0 | 0 |
| Aggravated Assault | 0 | 0 | | 0.0 | 0 | 0 |
| Simple Assault | 4 | 1 | | 0.7 | 0 | 0 |
| Intimidation | 0 | 0 | | 0.0 | 0 | 0 |
| Kidnapping | 0 | 0 | | 0.0 | 0 | 0 |
| Incest | 0 | 0 | | 0.0 | 0 | 0 |
| Statutory Rape | 0 | 0 | | 0.0 | 0 | 0 |
| Human Trafficking Offenses | 0 | 0 | | 0.0 | 0 | 0 |
| Violation of No Contact/Protect. | 1 | 0 | | 0.0 | 0 | 0 |
| Robbery | 0 | 0 | | 0.0 | 0 | 0 |
| Burglary | 0 | 1 | | 0.7 | 0 | 0 |
| Larceny-Theft Offenses | 4 | 1 | | 0.7 | 0 | 0 |
| Motor Vehicle Theft | 3 | 0 | | 0.0 | 0 | 0 |
| Arson | 0 | 0 | | 0.0 | 0 | 0 |
| Destruction of Property | 1 | 2 | | 1.4 | 0 | 0 |
| Counterfeiting/Forgery | 0 | 0 | | 0.0 | 0 | 0 |
| Fraud Offenses | 0 | 1 | | 0.7 | 0 | 0 |
| Embezzlement | 0 | 0 | | 0.0 | 0 | 0 |
| Extortion/Blackmail | 0 | 0 | | 0.0 | 0 | 0 |
| Bribery | 0 | 0 | | 0.0 | 0 | 0 |
| Stolen Property Offenses | 0 | 0 | | 0.0 | 0 | 0 |
| Animal Cruelty | 0 | 0 | | 0.0 | 0 | 0 |
| Drug/Narcotic Violations | 0 | 0 | | 0.0 | 0 | 0 |
| Drug Equipment Violations | 0 | 0 | | 0.0 | 0 | 0 |
| Gambling Offenses | 0 | 0 | | 0.0 | 0 | 0 |
| Pornography | 0 | 0 | | 0.0 | 0 | 0 |
| Prostitution Offenses | 0 | 0 | | 0.0 | 0 | 0 |
| Weapon Law Violations | 0 | 0 | | 0.0 | 0 | 0 |
| Grand Total | 13 | 6 | | 4.2 | 0 | 0 |

* Please see #10 in the NIBRS Individual Agency Page Table Legend.

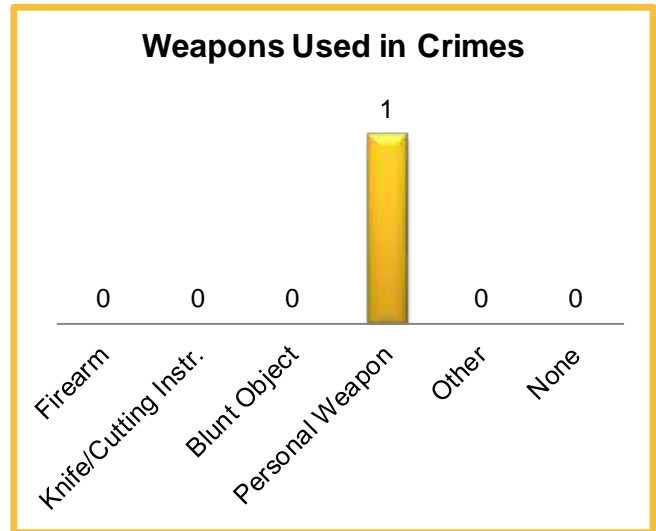
2024 Washington NIBRS Submission Agencies

Kittitas PD

Continued

2024 Group B Arrests

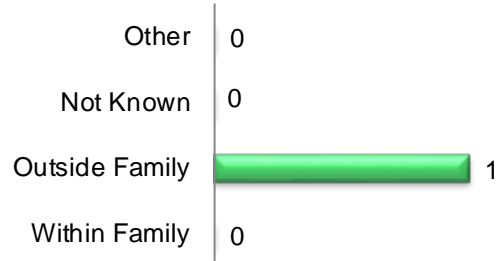
| Offense | Adult | Juvenile |
|-----------------------|----------|----------|
| Bad Checks | 0 | 0 |
| Curfew/Vagrancy | 0 | 0 |
| Disorderly Conduct | 0 | 0 |
| Drunkenness | 0 | 0 |
| DUI | 1 | 0 |
| Family Offenses | 0 | 0 |
| Liquor Law Violations | 0 | 0 |
| Peeping Tom | 0 | 0 |
| Trespass | 0 | 0 |
| All Other Offenses | 0 | 0 |
| Total | 1 | 0 |



Drug Offenses by Type

No Drug Offenses by Type Reported

Relationship of Victim to Offender



Domestic Violence Injuries

No Domestic Violence Injuries Reported

2024 Property Values by Type

| Type | Value |
|----------------------|-------|
| Seized | \$0 |
| Burned | \$0 |
| Counterfeited/Forged | \$0 |
| Destroyed/Damaged | \$700 |
| Recovered | \$0 |
| Stolen | \$125 |

2024 Washington NIBRS Submission Agencies

Klickitat SO

Klickitat County

Population: 16,605
Months Reported: 5

Offense Overview

Offense Total 75
of Cleared Offense 24
Percent Cleared 32.0%

Group A Arrest Overview

Arrest Total 16
Adult Arrest Total 15
Juvenile Arrest Total 1

| Group A Offenses | Reported 2023 | Reported 2024 | % of Change* | Crime Rate per 1,000 | Total Arrests | DV Offense Totals |
|----------------------------------|---------------|---------------|--------------|----------------------|---------------|-------------------|
| Murder | 0 | 0 | | 0.0 | 0 | 0 |
| Manslaughter | 0 | 0 | | 0.0 | 0 | 0 |
| Rape | 0 | 0 | | 0.0 | 0 | 0 |
| Sodomy | 0 | 0 | | 0.0 | 0 | 0 |
| Sexual Assault w/Object | 0 | 0 | | 0.0 | 0 | 0 |
| Fondling | 0 | 0 | | 0.0 | 0 | 0 |
| Aggravated Assault | 0 | 3 | | 0.2 | 3 | 1 |
| Simple Assault | 0 | 8 | | 0.5 | 6 | 8 |
| Intimidation | 0 | 0 | | 0.0 | 0 | 0 |
| Kidnapping | 0 | 0 | | 0.0 | 0 | 0 |
| Incest | 0 | 0 | | 0.0 | 0 | 0 |
| Statutory Rape | 0 | 1 | | 0.1 | 1 | 1 |
| Human Trafficking Offenses | 0 | 0 | | 0.0 | 0 | 0 |
| Violation of No Contact/Protect. | 0 | 7 | | 0.4 | 2 | 1 |
| Robbery | 0 | 1 | | 0.1 | 0 | 0 |
| Burglary | 0 | 16 | | 1.0 | 1 | 1 |
| Larceny-Theft Offenses | 0 | 20 | | 1.2 | 1 | 1 |
| Motor Vehicle Theft | 0 | 9 | | 0.5 | 1 | 2 |
| Arson | 0 | 0 | | 0.0 | 0 | 0 |
| Destruction of Property | 0 | 0 | | 0.0 | 0 | 2 |
| Counterfeiting/Forgery | 0 | 0 | | 0.0 | 0 | 0 |
| Fraud Offenses | 0 | 8 | | 0.5 | 0 | 0 |
| Embezzlement | 0 | 0 | | 0.0 | 0 | 0 |
| Extortion/Blackmail | 0 | 0 | | 0.0 | 0 | 0 |
| Bribery | 0 | 0 | | 0.0 | 0 | 0 |
| Stolen Property Offenses | 0 | 0 | | 0.0 | 0 | 0 |
| Animal Cruelty | 0 | 1 | | 0.1 | 0 | 0 |
| Drug/Narcotic Violations | 0 | 1 | | 0.1 | 1 | 0 |
| Drug Equipment Violations | 0 | 0 | | 0.0 | 0 | 0 |
| Gambling Offenses | 0 | 0 | | 0.0 | 0 | 0 |
| Pornography | 0 | 0 | | 0.0 | 0 | 0 |
| Prostitution Offenses | 0 | 0 | | 0.0 | 0 | 0 |
| Weapon Law Violations | 0 | 0 | | 0.0 | 0 | 0 |
| Grand Total | 0 | 75 | | 4.5 | 16 | 17 |

* Please see #10 in the NIBRS Individual Agency Page Table Legend.

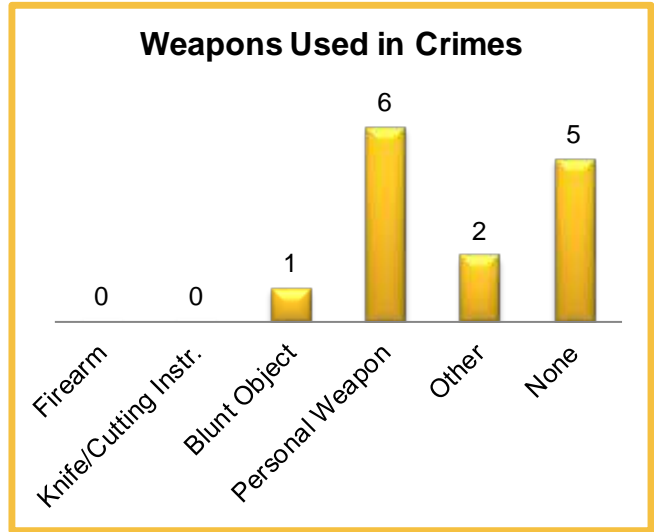
2024 Washington NIBRS Submission Agencies

Klickitat SO

Continued

2024 Group B Arrests

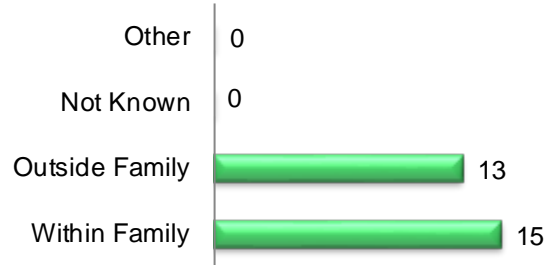
| Offense | Adult | Juvenile |
|-----------------------|-----------|----------|
| Bad Checks | 0 | 0 |
| Curfew/Vagrancy | 0 | 0 |
| Disorderly Conduct | 1 | 0 |
| Drunkenness | 0 | 0 |
| DUI | 7 | 0 |
| Family Offenses | 11 | 0 |
| Liquor Law Violations | 0 | 0 |
| Peeping Tom | 0 | 0 |
| Trespass | 1 | 0 |
| All Other Offenses | 3 | 0 |
| Total | 23 | 0 |



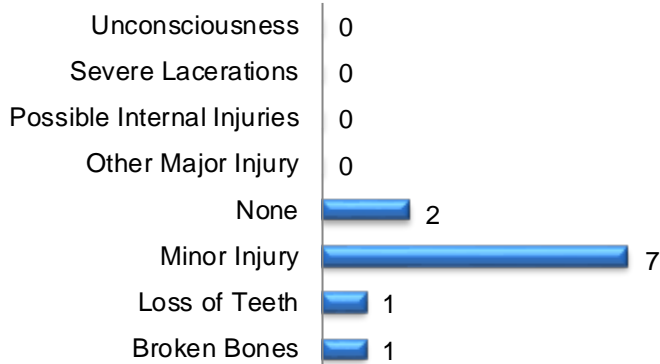
Drug Offenses by Type

No Drug Offenses by Type Reported

Relationship of Victim to Offender



Domestic Violence Injuries



2024 Property Values by Type

| Type | Value |
|----------------------|-----------|
| Seized | \$0 |
| Burned | \$0 |
| Counterfeited/Forged | \$0 |
| Destroyed/Damaged | \$16,045 |
| Recovered | \$901 |
| Stolen | \$215,291 |

2024 Washington NIBRS Submission Agencies

Bingen PD

Klickitat County

Population: 780
Months Reported: 12

Offense Overview

Offense Total 35
of Cleared Offense 20
Percent Cleared 57.1%

Group A Arrest Overview

Arrest Total 15
Adult Arrest Total 15
Juvenile Arrest Total 0

| Group A Offenses | Reported 2023 | Reported 2024 | % of Change | Crime Rate per 1,000 | Total Arrests | DV Offense Totals |
|----------------------------------|---------------|---------------|-------------|----------------------|---------------|-------------------|
| Murder | 0 | 0 | | 0.0 | 0 | 0 |
| Manslaughter | 0 | 0 | | 0.0 | 0 | 0 |
| Rape | 0 | 0 | | 0.0 | 0 | 0 |
| Sodomy | 0 | 0 | | 0.0 | 0 | 0 |
| Sexual Assault w/Object | 0 | 0 | | 0.0 | 0 | 0 |
| Fondling | 0 | 0 | | 0.0 | 0 | 0 |
| Aggravated Assault | 0 | 0 | | 0.0 | 0 | 0 |
| Simple Assault | 5 | 5 | 0.0% | 6.4 | 2 | 3 |
| Intimidation | 1 | 0 | -100.0% | 0.0 | 0 | 0 |
| Kidnapping | 0 | 0 | | 0.0 | 0 | 0 |
| Incest | 0 | 0 | | 0.0 | 0 | 0 |
| Statutory Rape | 0 | 0 | | 0.0 | 0 | 0 |
| Human Trafficking Offenses | 0 | 0 | | 0.0 | 0 | 0 |
| Violation of No Contact/Protect. | 2 | 6 | 200.0% | 7.7 | 6 | 6 |
| Robbery | 0 | 0 | | 0.0 | 0 | 0 |
| Burglary | 4 | 2 | -50.0% | 2.6 | 0 | 0 |
| Larceny-Theft Offenses | 17 | 9 | -47.1% | 11.5 | 2 | 0 |
| Motor Vehicle Theft | 0 | 1 | | 1.3 | 0 | 0 |
| Arson | 0 | 0 | | 0.0 | 0 | 0 |
| Destruction of Property | 4 | 5 | 25.0% | 6.4 | 2 | 0 |
| Counterfeiting/Forgery | 0 | 3 | | 3.8 | 0 | 0 |
| Fraud Offenses | 0 | 1 | | 1.3 | 2 | 0 |
| Embezzlement | 0 | 1 | | 1.3 | 1 | 0 |
| Extortion/Blackmail | 0 | 1 | | 1.3 | 0 | 0 |
| Bribery | 0 | 0 | | 0.0 | 0 | 0 |
| Stolen Property Offenses | 0 | 0 | | 0.0 | 0 | 0 |
| Animal Cruelty | 0 | 0 | | 0.0 | 0 | 0 |
| Drug/Narcotic Violations | 0 | 1 | | 1.3 | 0 | 0 |
| Drug Equipment Violations | 0 | 0 | | 0.0 | 0 | 0 |
| Gambling Offenses | 0 | 0 | | 0.0 | 0 | 0 |
| Pornography | 0 | 0 | | 0.0 | 0 | 0 |
| Prostitution Offenses | 0 | 0 | | 0.0 | 0 | 0 |
| Weapon Law Violations | 0 | 0 | | 0.0 | 0 | 0 |
| Grand Total | 33 | 35 | 6.1% | 44.9 | 15 | 9 |

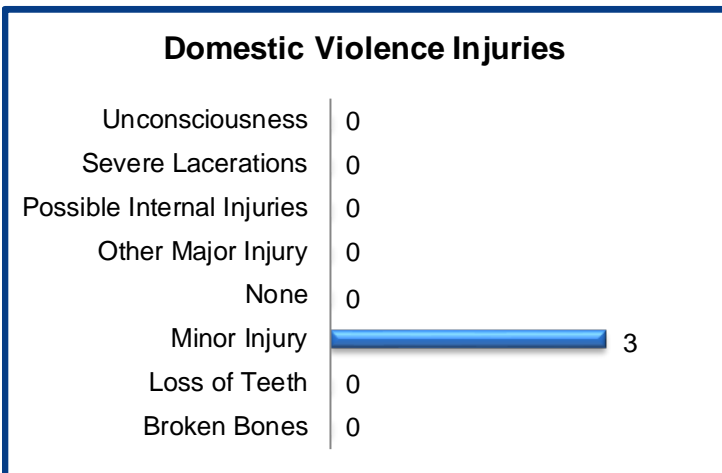
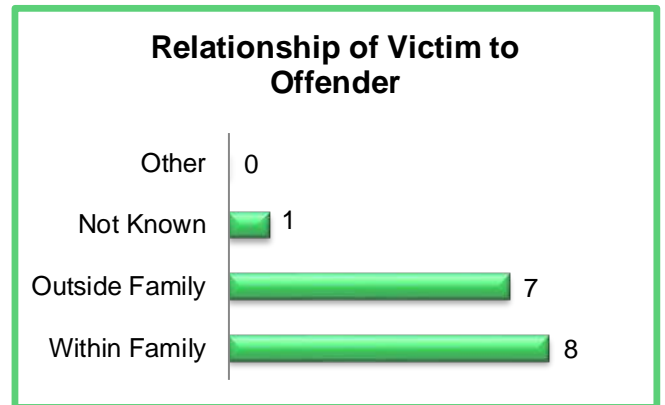
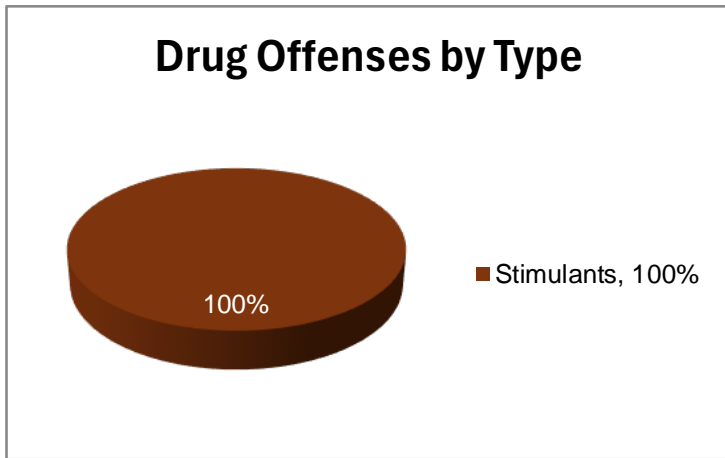
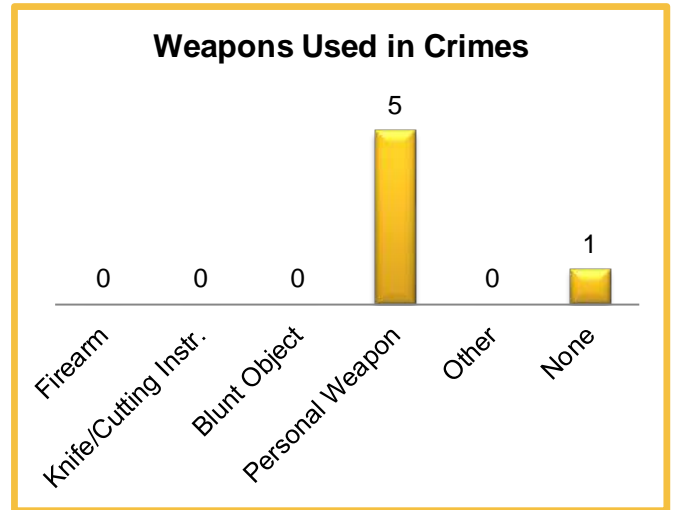
2024 Washington NIBRS Submission Agencies

Bingen PD

Continued

2024 Group B Arrests

| Offense | Adult | Juvenile |
|-----------------------|----------|----------|
| Bad Checks | 0 | 0 |
| Curfew/Vagrancy | 0 | 0 |
| Disorderly Conduct | 0 | 0 |
| Drunkenness | 0 | 0 |
| DUI | 4 | 0 |
| Family Offenses | 0 | 0 |
| Liquor Law Violations | 0 | 0 |
| Peeping Tom | 0 | 0 |
| Trespass | 5 | 0 |
| All Other Offenses | 0 | 0 |
| Total | 9 | 0 |



2024 Property Values by Type

| Type | Value |
|----------------------|---------|
| Seized | \$0 |
| Burned | \$0 |
| Counterfeited/Forged | \$200 |
| Destroyed/Damaged | \$8,400 |
| Recovered | \$0 |
| Stolen | \$9,600 |

2024 Washington NIBRS Submission Agencies

Goldendale PD

Klickitat County

Population: 3,515
Months Reported: 12

Offense Overview

Offense Total 215
of Cleared Offense 69
Percent Cleared 32.1%

Group A Arrest Overview

Arrest Total 66
Adult Arrest Total 59
Juvenile Arrest Total 7

| Group A Offenses | Reported 2023 | Reported 2024 | % of Change | Crime Rate per 1,000 | Total Arrests | DV Offense Totals |
|----------------------------------|---------------|---------------|-------------|----------------------|---------------|-------------------|
| Murder | 0 | 0 | | 0.0 | 0 | 0 |
| Manslaughter | 0 | 0 | | 0.0 | 0 | 0 |
| Rape | 0 | 0 | | 0.0 | 0 | 0 |
| Sodomy | 0 | 0 | | 0.0 | 0 | 0 |
| Sexual Assault w/Object | 0 | 0 | | 0.0 | 0 | 0 |
| Fondling | 0 | 0 | | 0.0 | 0 | 0 |
| Aggravated Assault | 4 | 4 | 0.0% | 1.1 | 3 | 1 |
| Simple Assault | 42 | 25 | -40.5% | 7.1 | 18 | 17 |
| Intimidation | 0 | 0 | | 0.0 | 0 | 0 |
| Kidnapping | 0 | 0 | | 0.0 | 0 | 0 |
| Incest | 0 | 0 | | 0.0 | 0 | 0 |
| Statutory Rape | 0 | 0 | | 0.0 | 0 | 0 |
| Human Trafficking Offenses | 0 | 0 | | 0.0 | 0 | 0 |
| Violation of No Contact/Protect. | 13 | 12 | -7.7% | 3.4 | 12 | 12 |
| Robbery | 0 | 0 | | 0.0 | 0 | 0 |
| Burglary | 6 | 3 | -50.0% | 0.9 | 2 | 0 |
| Larceny-Theft Offenses | 87 | 105 | 20.7% | 29.9 | 19 | 0 |
| Motor Vehicle Theft | 3 | 6 | 100.0% | 1.7 | 1 | 0 |
| Arson | 0 | 0 | | 0.0 | 0 | 0 |
| Destruction of Property | 52 | 54 | 3.8% | 15.4 | 6 | 2 |
| Counterfeiting/Forgery | 0 | 0 | | 0.0 | 0 | 0 |
| Fraud Offenses | 0 | 0 | | 0.0 | 0 | 0 |
| Embezzlement | 0 | 0 | | 0.0 | 0 | 0 |
| Extortion/Blackmail | 0 | 0 | | 0.0 | 0 | 0 |
| Bribery | 0 | 0 | | 0.0 | 0 | 0 |
| Stolen Property Offenses | 0 | 2 | | 0.6 | 1 | 0 |
| Animal Cruelty | 0 | 0 | | 0.0 | 0 | 0 |
| Drug/Narcotic Violations | 3 | 2 | -33.3% | 0.6 | 2 | 0 |
| Drug Equipment Violations | 0 | 0 | | 0.0 | 0 | 0 |
| Gambling Offenses | 0 | 0 | | 0.0 | 0 | 0 |
| Pornography | 0 | 0 | | 0.0 | 0 | 0 |
| Prostitution Offenses | 0 | 0 | | 0.0 | 0 | 0 |
| Weapon Law Violations | 1 | 2 | 100.0% | 0.6 | 2 | 0 |
| Grand Total | 211 | 215 | 1.9% | 61.2 | 66 | 32 |

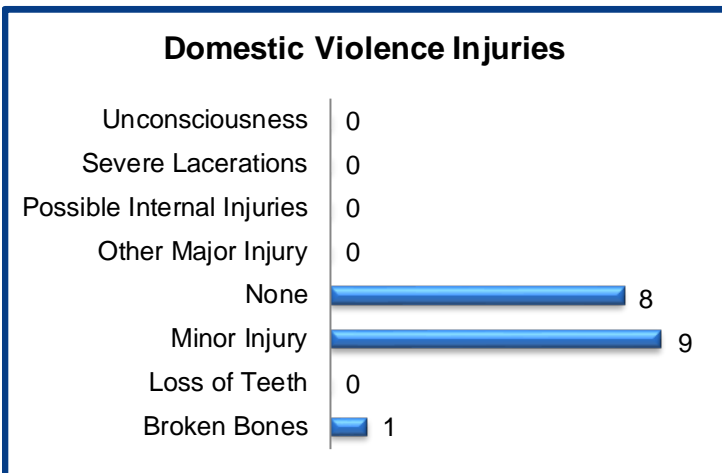
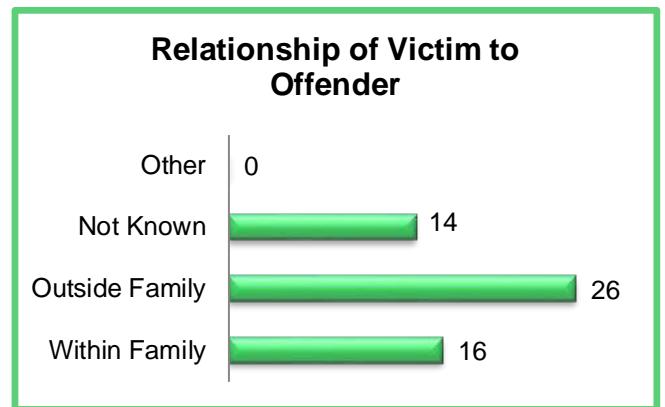
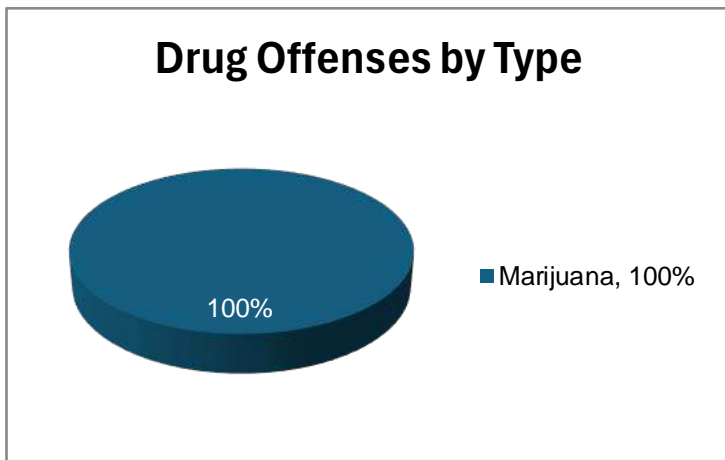
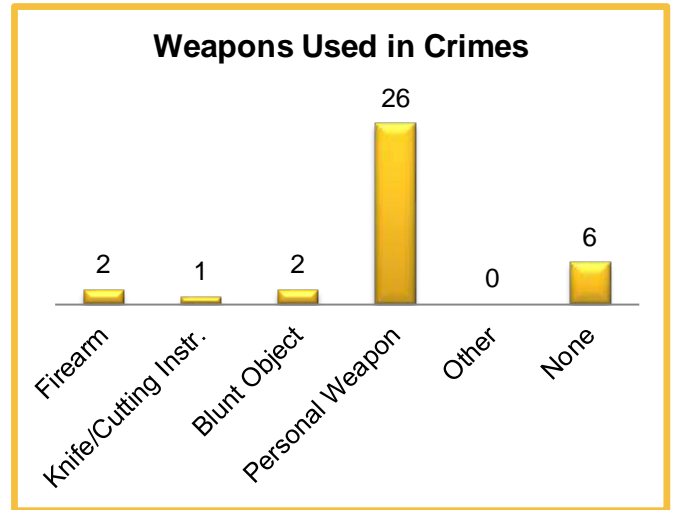
2024 Washington NIBRS Submission Agencies

Goldendale PD

Continued

2024 Group B Arrests

| Offense | Adult | Juvenile |
|-----------------------|-----------|----------|
| Bad Checks | 0 | 0 |
| Curfew/Vagrancy | 0 | 0 |
| Disorderly Conduct | 6 | 3 |
| Drunkenness | 0 | 0 |
| DUI | 4 | 0 |
| Family Offenses | 0 | 0 |
| Liquor Law Violations | 0 | 0 |
| Peeping Tom | 0 | 0 |
| Trespass | 6 | 0 |
| All Other Offenses | 42 | 3 |
| Total | 58 | 6 |



2024 Property Values by Type

| Type | Value |
|----------------------|-----------|
| Seized | \$0 |
| Burned | \$0 |
| Counterfeited/Forged | \$0 |
| Destroyed/Damaged | \$46,630 |
| Recovered | \$32,326 |
| Stolen | \$224,773 |

2024 Washington NIBRS Submission Agencies

White Salmon PD

Klickitat County

Population: 2,550
Months Reported: 12

Offense Overview

Offense Total 62
of Cleared Offense 27
Percent Cleared 43.5%

Group A Arrest Overview

Arrest Total 26
Adult Arrest Total 24
Juvenile Arrest Total 2

| Group A Offenses | Reported 2023 | Reported 2024 | % of Change* | Crime Rate per 1,000 | Total Arrests | DV Offense Totals |
|----------------------------------|---------------|---------------|--------------|----------------------|---------------|-------------------|
| Murder | 0 | 0 | | 0.0 | 0 | 0 |
| Manslaughter | 0 | 0 | | 0.0 | 0 | 0 |
| Rape | 0 | 0 | | 0.0 | 0 | 0 |
| Sodomy | 0 | 0 | | 0.0 | 0 | 0 |
| Sexual Assault w/Object | 0 | 0 | | 0.0 | 0 | 0 |
| Fondling | 0 | 0 | | 0.0 | 0 | 0 |
| Aggravated Assault | 2 | 3 | | 1.2 | 2 | 2 |
| Simple Assault | 5 | 8 | | 3.1 | 7 | 8 |
| Intimidation | 0 | 0 | | 0.0 | 0 | 0 |
| Kidnapping | 0 | 0 | | 0.0 | 0 | 0 |
| Incest | 0 | 0 | | 0.0 | 0 | 0 |
| Statutory Rape | 0 | 0 | | 0.0 | 0 | 0 |
| Human Trafficking Offenses | 0 | 0 | | 0.0 | 0 | 0 |
| Violation of No Contact/Protect. | 3 | 1 | | 0.4 | 1 | 1 |
| Robbery | 0 | 0 | | 0.0 | 0 | 0 |
| Burglary | 3 | 8 | | 3.1 | 0 | 1 |
| Larceny-Theft Offenses | 9 | 15 | | 5.9 | 3 | 1 |
| Motor Vehicle Theft | 5 | 3 | | 1.2 | 0 | 0 |
| Arson | 0 | 0 | | 0.0 | 0 | 0 |
| Destruction of Property | 8 | 12 | | 4.7 | 3 | 3 |
| Counterfeiting/Forgery | 0 | 3 | | 1.2 | 2 | 0 |
| Fraud Offenses | 2 | 5 | | 2.0 | 3 | 1 |
| Embezzlement | 1 | 0 | | 0.0 | 1 | 0 |
| Extortion/Blackmail | 0 | 0 | | 0.0 | 0 | 0 |
| Bribery | 0 | 0 | | 0.0 | 0 | 0 |
| Stolen Property Offenses | 1 | 0 | | 0.0 | 0 | 0 |
| Animal Cruelty | 0 | 0 | | 0.0 | 0 | 0 |
| Drug/Narcotic Violations | 1 | 3 | | 1.2 | 3 | 0 |
| Drug Equipment Violations | 0 | 0 | | 0.0 | 0 | 0 |
| Gambling Offenses | 0 | 0 | | 0.0 | 0 | 0 |
| Pornography | 0 | 0 | | 0.0 | 0 | 0 |
| Prostitution Offenses | 0 | 0 | | 0.0 | 0 | 0 |
| Weapon Law Violations | 0 | 1 | | 0.4 | 1 | 0 |
| Grand Total | 40 | 62 | | 24.3 | 26 | 17 |

* Please see #10 in the NIBRS Individual Agency Page Table Legend.

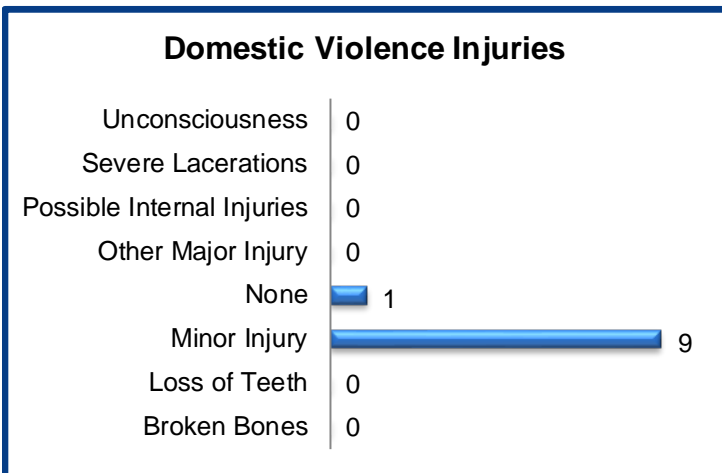
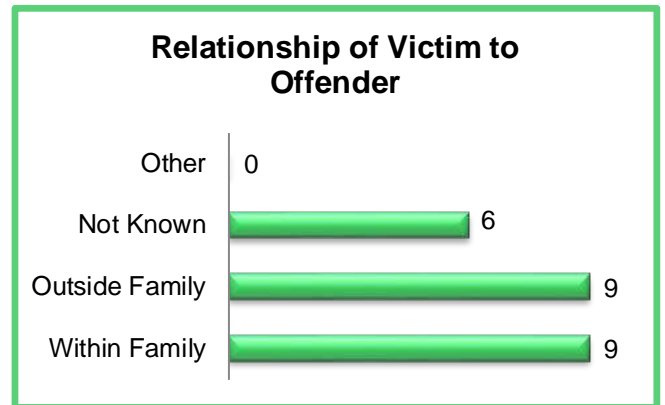
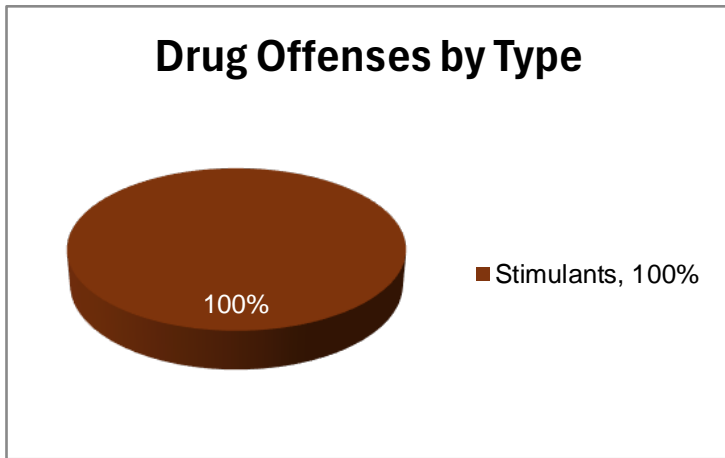
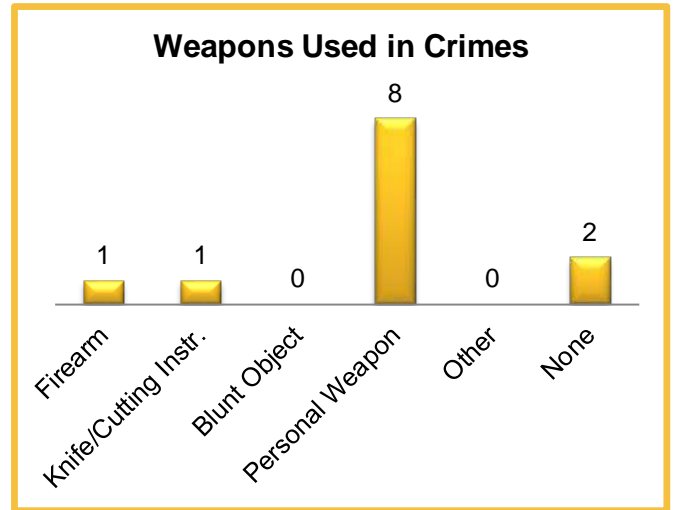
2024 Washington NIBRS Submission Agencies

White Salmon PD

Continued

2024 Group B Arrests

| Offense | Adult | Juvenile |
|-----------------------|-----------|----------|
| Bad Checks | 0 | 0 |
| Curfew/Vagrancy | 0 | 0 |
| Disorderly Conduct | 1 | 0 |
| Drunkenness | 0 | 0 |
| DUI | 4 | 0 |
| Family Offenses | 0 | 0 |
| Liquor Law Violations | 0 | 0 |
| Peeping Tom | 0 | 0 |
| Trespass | 4 | 0 |
| All Other Offenses | 4 | 1 |
| Total | 13 | 1 |



2024 Property Values by Type

| Type | Value |
|----------------------|----------|
| Seized | \$0 |
| Burned | \$0 |
| Counterfeited/Forged | \$20,000 |
| Destroyed/Damaged | \$2,300 |
| Recovered | \$0 |
| Stolen | \$63,300 |

2024 Washington NIBRS Submission Agencies

Lewis SO

Lewis County

Population: 51,215
Months Reported: 12

Offense Overview

Offense Total 1,313
of Cleared Offense 790
Percent Cleared 60.2%

Group A Arrest Overview

Arrest Total 666
Adult Arrest Total 563
Juvenile Arrest Total 103

| Group A Offenses | Reported 2023 | Reported 2024 | % of Change | Crime Rate per 1,000 | Total Arrests | DV Offense Totals |
|----------------------------------|---------------|---------------|--------------|----------------------|---------------|-------------------|
| Murder | 3 | 3 | 0.0% | 0.1 | 1 | 1 |
| Manslaughter | 1 | 0 | -100.0% | 0.0 | 0 | 0 |
| Rape | 18 | 19 | 5.6% | 0.4 | 17 | 10 |
| Sodomy | 4 | 1 | -75.0% | 0.0 | 0 | 1 |
| Sexual Assault w/Object | 0 | 0 | | 0.0 | 0 | 0 |
| Fondling | 29 | 32 | 10.3% | 0.6 | 11 | 15 |
| Aggravated Assault | 55 | 74 | 34.5% | 1.4 | 58 | 37 |
| Simple Assault | 217 | 215 | -0.9% | 4.2 | 186 | 129 |
| Intimidation | 51 | 32 | -37.3% | 0.6 | 13 | 15 |
| Kidnapping | 4 | 2 | -50.0% | 0.0 | 4 | 2 |
| Incest | 0 | 1 | | 0.0 | 1 | 1 |
| Statutory Rape | 1 | 0 | -100.0% | 0.0 | 0 | 0 |
| Human Trafficking Offenses | 0 | 0 | | 0.0 | 0 | 0 |
| Violation of No Contact/Protect. | 109 | 151 | 38.5% | 2.9 | 99 | 90 |
| Robbery | 2 | 4 | 100.0% | 0.1 | 3 | 0 |
| Burglary | 123 | 143 | 16.3% | 2.8 | 39 | 11 |
| Larceny-Theft Offenses | 246 | 191 | -22.4% | 3.7 | 37 | 10 |
| Motor Vehicle Theft | 59 | 51 | -13.6% | 1.0 | 14 | 5 |
| Arson | 7 | 7 | 0.0% | 0.1 | 3 | 3 |
| Destruction of Property | 213 | 177 | -16.9% | 3.5 | 37 | 25 |
| Counterfeiting/Forgery | 7 | 9 | 28.6% | 0.2 | 3 | 3 |
| Fraud Offenses | 39 | 29 | -25.6% | 0.6 | 5 | 4 |
| Embezzlement | 0 | 0 | | 0.0 | 0 | 0 |
| Extortion/Blackmail | 1 | 0 | -100.0% | 0.0 | 0 | 0 |
| Bribery | 0 | 0 | | 0.0 | 0 | 0 |
| Stolen Property Offenses | 29 | 18 | -37.9% | 0.4 | 11 | 2 |
| Animal Cruelty | 0 | 0 | | 0.0 | 0 | 0 |
| Drug/Narcotic Violations | 54 | 90 | 66.7% | 1.8 | 96 | 0 |
| Drug Equipment Violations | 24 | 34 | 41.7% | 0.7 | 14 | 0 |
| Gambling Offenses | 0 | 0 | | 0.0 | 0 | 0 |
| Pornography | 5 | 11 | 120.0% | 0.2 | 5 | 0 |
| Prostitution Offenses | 0 | 0 | | 0.0 | 0 | 0 |
| Weapon Law Violations | 19 | 19 | 0.0% | 0.4 | 9 | 0 |
| Grand Total | 1,320 | 1,313 | -0.5% | 25.6 | 666 | 364 |

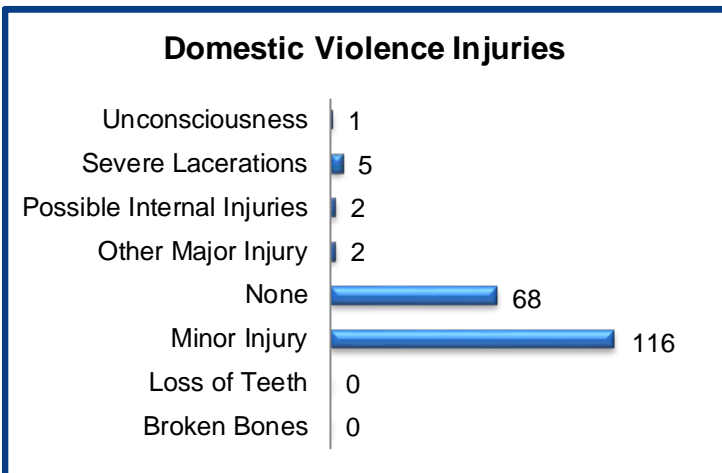
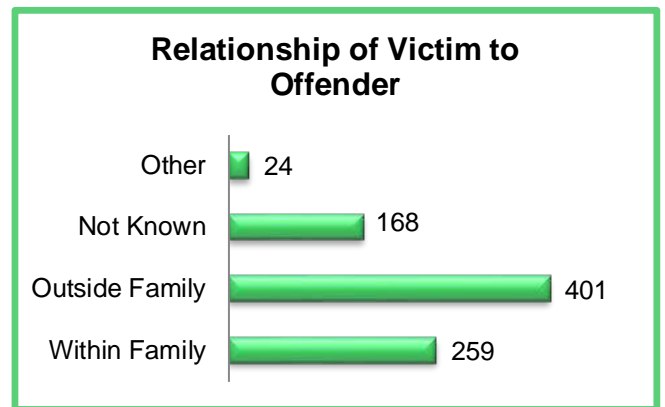
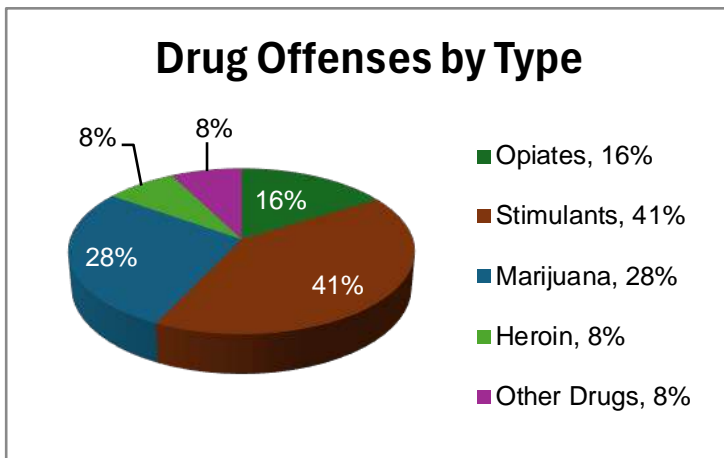
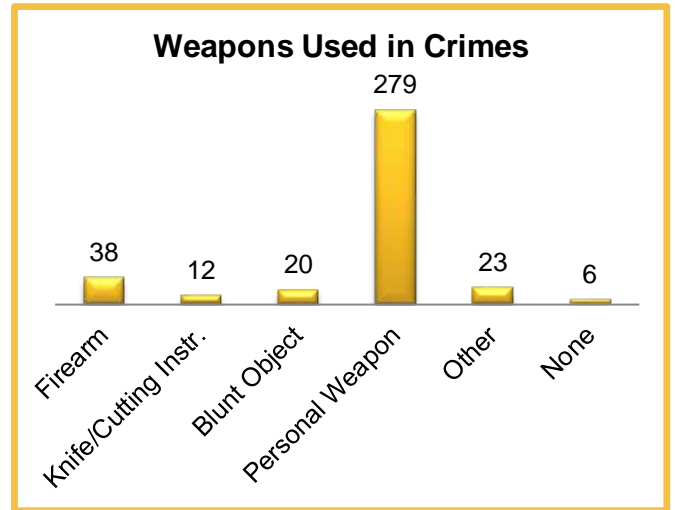
2024 Washington NIBRS Submission Agencies

Lewis SO

Continued

2024 Group B Arrests

| Offense | Adult | Juvenile |
|-----------------------|------------|-----------|
| Bad Checks | 0 | 0 |
| Curfew/Vagrancy | 0 | 0 |
| Disorderly Conduct | 4 | 0 |
| Drunkenness | 0 | 0 |
| DUI | 43 | 1 |
| Family Offenses | 0 | 0 |
| Liquor Law Violations | 0 | 7 |
| Peeping Tom | 1 | 0 |
| Trespass | 23 | 0 |
| All Other Offenses | 225 | 3 |
| Total | 296 | 11 |



2024 Property Values by Type

| Type | Value |
|----------------------|-------------|
| Seized | \$3,127 |
| Burned | \$28,462 |
| Counterfeited/Forged | \$2,000 |
| Destroyed/Damaged | \$188,090 |
| Recovered | \$374,351 |
| Stolen | \$2,164,403 |

2024 Washington NIBRS Submission Agencies

Centralia PD

Lewis County

Population: 18,510
Months Reported: 12

Offense Overview

Offense Total 1,373
of Cleared Offense 722
Percent Cleared 52.6%

Group A Arrest Overview

Arrest Total 577
Adult Arrest Total 555
Juvenile Arrest Total 22

| Group A Offenses | Reported 2023 | Reported 2024 | % of Change | Crime Rate per 1,000 | Total Arrests | DV Offense Totals |
|----------------------------------|---------------|---------------|---------------|----------------------|---------------|-------------------|
| Murder | 6 | 1 | -83.3% | 0.1 | 1 | 0 |
| Manslaughter | 0 | 0 | | 0.0 | 0 | 0 |
| Rape | 22 | 13 | -40.9% | 0.7 | 5 | 9 |
| Sodomy | 3 | 1 | -66.7% | 0.1 | 0 | 0 |
| Sexual Assault w/Object | 0 | 0 | | 0.0 | 0 | 0 |
| Fondling | 17 | 13 | -23.5% | 0.7 | 8 | 0 |
| Aggravated Assault | 43 | 29 | -32.6% | 1.6 | 39 | 11 |
| Simple Assault | 207 | 222 | 7.2% | 12.0 | 136 | 112 |
| Intimidation | 24 | 30 | 25.0% | 1.6 | 3 | 5 |
| Kidnapping | 9 | 5 | -44.4% | 0.3 | 8 | 4 |
| Incest | 0 | 1 | | 0.1 | 0 | 1 |
| Statutory Rape | 2 | 0 | -100.0% | 0.0 | 0 | 0 |
| Human Trafficking Offenses | 0 | 0 | | 0.0 | 0 | 0 |
| Violation of No Contact/Protect. | 81 | 67 | -17.3% | 3.6 | 5 | 53 |
| Robbery | 8 | 11 | 37.5% | 0.6 | 6 | 2 |
| Burglary | 117 | 76 | -35.0% | 4.1 | 22 | 7 |
| Larceny-Theft Offenses | 492 | 423 | -14.0% | 22.9 | 138 | 11 |
| Motor Vehicle Theft | 63 | 33 | -47.6% | 1.8 | 4 | 1 |
| Arson | 9 | 3 | -66.7% | 0.2 | 1 | 0 |
| Destruction of Property | 199 | 162 | -18.6% | 8.8 | 34 | 32 |
| Counterfeiting/Forgery | 10 | 10 | 0.0% | 0.5 | 4 | 0 |
| Fraud Offenses | 40 | 21 | -47.5% | 1.1 | 7 | 1 |
| Embezzlement | 0 | 0 | | 0.0 | 0 | 0 |
| Extortion/Blackmail | 3 | 3 | 0.0% | 0.2 | 0 | 0 |
| Bribery | 0 | 1 | | 0.1 | 0 | 0 |
| Stolen Property Offenses | 40 | 25 | -37.5% | 1.4 | 10 | 1 |
| Animal Cruelty | 0 | 0 | | 0.0 | 0 | 0 |
| Drug/Narcotic Violations | 111 | 177 | 59.5% | 9.6 | 125 | 0 |
| Drug Equipment Violations | 7 | 23 | 228.6% | 1.2 | 13 | 0 |
| Gambling Offenses | 0 | 0 | | 0.0 | 0 | 0 |
| Pornography | 5 | 7 | 40.0% | 0.4 | 1 | 0 |
| Prostitution Offenses | 0 | 0 | | 0.0 | 1 | 0 |
| Weapon Law Violations | 15 | 16 | 6.7% | 0.9 | 6 | 0 |
| Grand Total | 1,533 | 1,373 | -10.4% | 74.2 | 577 | 250 |

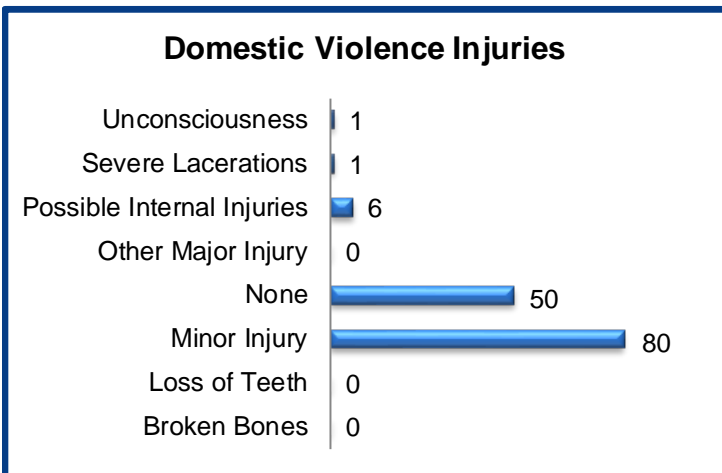
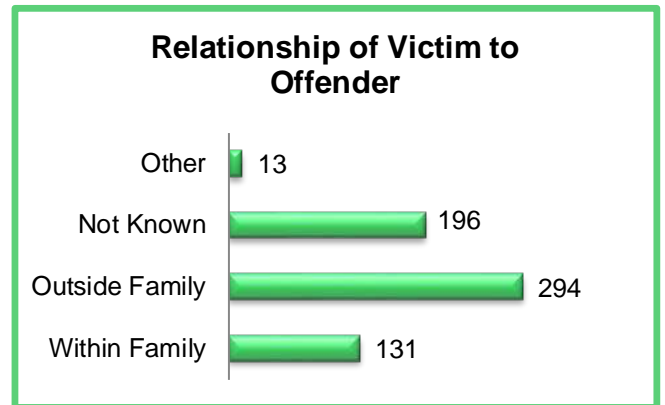
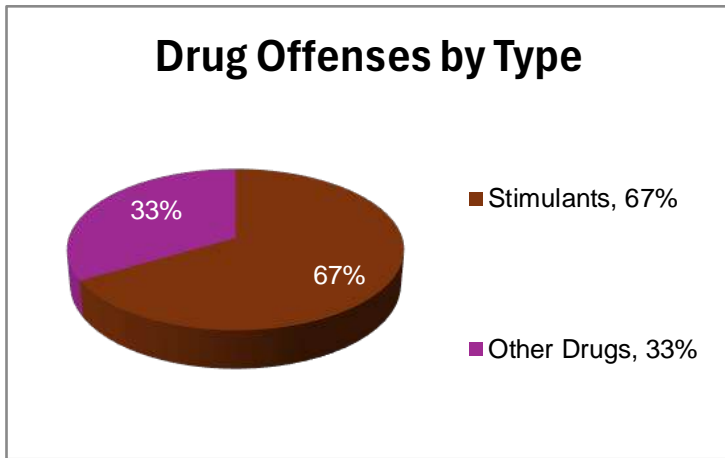
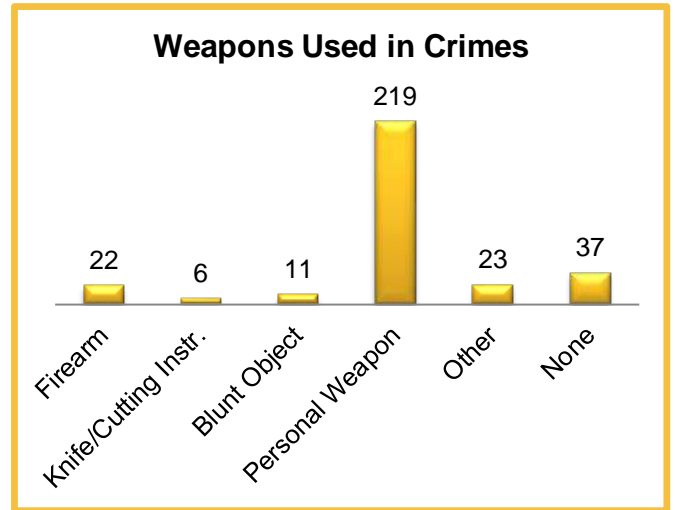
2024 Washington NIBRS Submission Agencies

Centralia PD

Continued

2024 Group B Arrests

| Offense | Adult | Juvenile |
|-----------------------|------------|----------|
| Bad Checks | 1 | 0 |
| Curfew/Vagrancy | 0 | 0 |
| Disorderly Conduct | 18 | 0 |
| Drunkenness | 0 | 0 |
| DUI | 94 | 1 |
| Family Offenses | 0 | 0 |
| Liquor Law Violations | 3 | 2 |
| Peeping Tom | 0 | 1 |
| Trespass | 66 | 0 |
| All Other Offenses | 665 | 1 |
| Total | 847 | 5 |



2024 Property Values by Type

| Type | Value |
|----------------------|-----------|
| Seized | \$1,000 |
| Burned | \$650 |
| Counterfeited/Forged | \$4,000 |
| Destroyed/Damaged | \$206,611 |
| Recovered | \$240,035 |
| Stolen | \$623,013 |

2024 Washington NIBRS Submission Agencies

Chehalis PD

Lewis County

Population: 7,480
Months Reported: 12

Offense Overview

Offense Total 800
of Cleared Offense 309
Percent Cleared 38.6%

Group A Arrest Overview

Arrest Total 259
Adult Arrest Total 246
Juvenile Arrest Total 13

| Group A Offenses | Reported 2023 | Reported 2024 | % of Change | Crime Rate per 1,000 | Total Arrests | DV Offense Totals |
|----------------------------------|---------------|---------------|--------------|----------------------|---------------|-------------------|
| Murder | 0 | 0 | | 0.0 | 0 | 0 |
| Manslaughter | 1 | 0 | -100.0% | 0.0 | 0 | 0 |
| Rape | 4 | 3 | -25.0% | 0.4 | 0 | 2 |
| Sodomy | 0 | 0 | | 0.0 | 0 | 0 |
| Sexual Assault w/Object | 0 | 0 | | 0.0 | 0 | 0 |
| Fondling | 11 | 8 | -27.3% | 1.1 | 2 | 3 |
| Aggravated Assault | 12 | 18 | 50.0% | 2.4 | 16 | 8 |
| Simple Assault | 157 | 174 | 10.8% | 23.3 | 74 | 51 |
| Intimidation | 27 | 37 | 37.0% | 4.9 | 7 | 6 |
| Kidnapping | 2 | 3 | 50.0% | 0.4 | 5 | 1 |
| Incest | 0 | 0 | | 0.0 | 0 | 0 |
| Statutory Rape | 0 | 0 | | 0.0 | 0 | 0 |
| Human Trafficking Offenses | 0 | 0 | | 0.0 | 0 | 0 |
| Violation of No Contact/Protect. | 43 | 34 | -20.9% | 4.5 | 7 | 28 |
| Robbery | 9 | 8 | -11.1% | 1.1 | 3 | 1 |
| Burglary | 63 | 37 | -41.3% | 4.9 | 10 | 2 |
| Larceny-Theft Offenses | 327 | 242 | -26.0% | 32.4 | 90 | 1 |
| Motor Vehicle Theft | 39 | 20 | -48.7% | 2.7 | 3 | 0 |
| Arson | 1 | 1 | 0.0% | 0.1 | 0 | 0 |
| Destruction of Property | 106 | 78 | -26.4% | 10.4 | 7 | 9 |
| Counterfeiting/Forgery | 8 | 4 | -50.0% | 0.5 | 1 | 0 |
| Fraud Offenses | 19 | 13 | -31.6% | 1.7 | 1 | 0 |
| Embezzlement | 0 | 1 | | 0.1 | 0 | 0 |
| Extortion/Blackmail | 1 | 2 | 100.0% | 0.3 | 0 | 0 |
| Bribery | 0 | 0 | | 0.0 | 0 | 0 |
| Stolen Property Offenses | 6 | 13 | 116.7% | 1.7 | 7 | 0 |
| Animal Cruelty | 0 | 0 | | 0.0 | 0 | 0 |
| Drug/Narcotic Violations | 10 | 60 | 500.0% | 8.0 | 20 | 0 |
| Drug Equipment Violations | 5 | 31 | 520.0% | 4.1 | 4 | 0 |
| Gambling Offenses | 0 | 0 | | 0.0 | 0 | 0 |
| Pornography | 2 | 3 | 50.0% | 0.4 | 0 | 0 |
| Prostitution Offenses | 0 | 0 | | 0.0 | 0 | 0 |
| Weapon Law Violations | 11 | 10 | -9.1% | 1.3 | 2 | 0 |
| Grand Total | 864 | 800 | -7.4% | 107.0 | 259 | 112 |

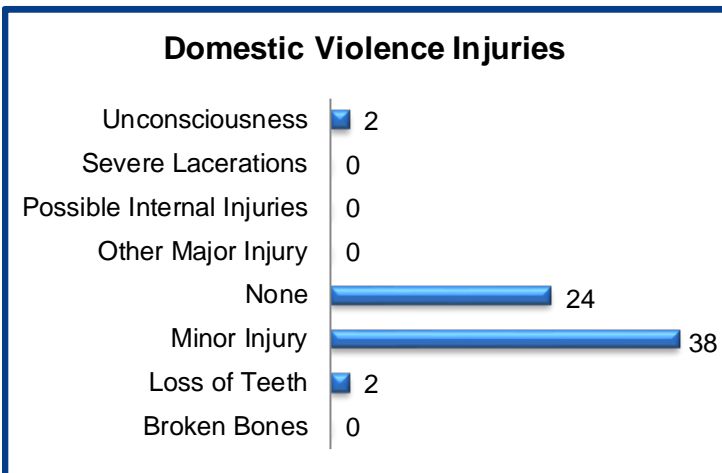
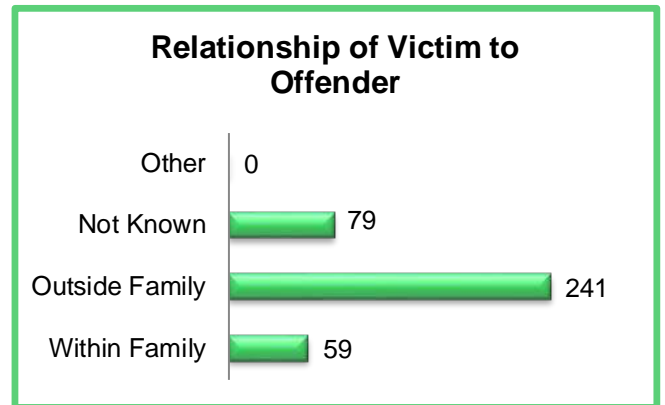
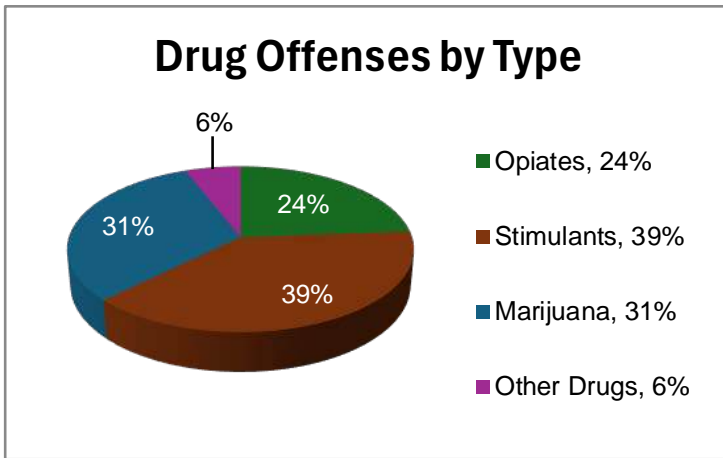
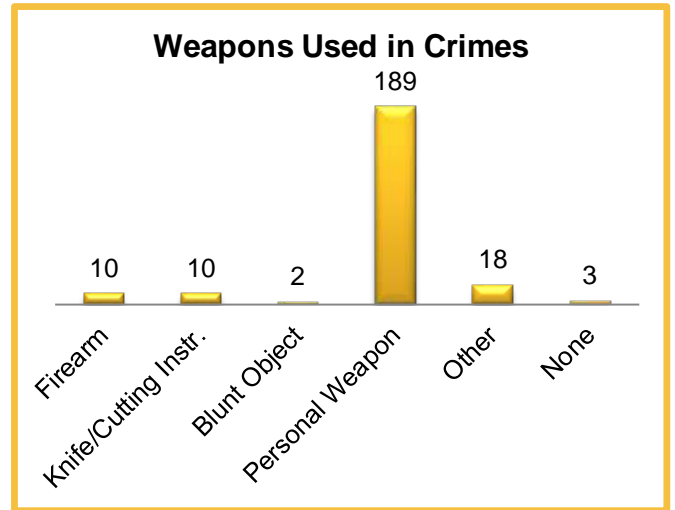
2024 Washington NIBRS Submission Agencies

Chehalis PD

Continued

2024 Group B Arrests

| Offense | Adult | Juvenile |
|-----------------------|------------|----------|
| Bad Checks | 1 | 0 |
| Curfew/Vagrancy | 0 | 0 |
| Disorderly Conduct | 9 | 0 |
| Drunkenness | 0 | 0 |
| DUI | 23 | 0 |
| Family Offenses | 0 | 0 |
| Liquor Law Violations | 0 | 0 |
| Peeping Tom | 0 | 0 |
| Trespass | 30 | 0 |
| All Other Offenses | 95 | 1 |
| Total | 158 | 1 |



2024 Property Values by Type

| Type | Value |
|----------------------|-----------|
| Seized | \$354 |
| Burned | \$780 |
| Counterfeited/Forged | \$300 |
| Destroyed/Damaged | \$107,221 |
| Recovered | \$198,785 |
| Stolen | \$956,524 |

2024 Washington NIBRS Submission Agencies

Morton PD

Lewis County

Population: 1,885
Months Reported: 12

Offense Overview

Offense Total 34
of Cleared Offense 22
Percent Cleared 64.7%

Group A Arrest Overview

Arrest Total 20
Adult Arrest Total 16
Juvenile Arrest Total 4

| Group A Offenses | Reported 2023 | Reported 2024 | % of Change* | Crime Rate per 1,000 | Total Arrests | DV Offense Totals |
|----------------------------------|---------------|---------------|--------------|----------------------|---------------|-------------------|
| Murder | 0 | 0 | | 0.0 | 0 | 0 |
| Manslaughter | 0 | 0 | | 0.0 | 0 | 0 |
| Rape | 0 | 1 | | 0.5 | 0 | 1 |
| Sodomy | 0 | 0 | | 0.0 | 0 | 0 |
| Sexual Assault w/Object | 0 | 0 | | 0.0 | 0 | 0 |
| Fondling | 0 | 0 | | 0.0 | 0 | 0 |
| Aggravated Assault | 0 | 2 | | 1.1 | 2 | 0 |
| Simple Assault | 0 | 12 | | 6.4 | 7 | 9 |
| Intimidation | 0 | 0 | | 0.0 | 0 | 0 |
| Kidnapping | 0 | 0 | | 0.0 | 0 | 0 |
| Incest | 0 | 0 | | 0.0 | 0 | 0 |
| Statutory Rape | 0 | 0 | | 0.0 | 0 | 0 |
| Human Trafficking Offenses | 0 | 0 | | 0.0 | 0 | 0 |
| Violation of No Contact/Protect. | 0 | 0 | | 0.0 | 0 | 0 |
| Robbery | 0 | 0 | | 0.0 | 0 | 0 |
| Burglary | 0 | 0 | | 0.0 | 0 | 0 |
| Larceny-Theft Offenses | 0 | 10 | | 5.3 | 5 | 0 |
| Motor Vehicle Theft | 0 | 2 | | 1.1 | 1 | 0 |
| Arson | 0 | 0 | | 0.0 | 0 | 0 |
| Destruction of Property | 0 | 0 | | 0.0 | 1 | 1 |
| Counterfeiting/Forgery | 0 | 0 | | 0.0 | 0 | 0 |
| Fraud Offenses | 0 | 2 | | 1.1 | 0 | 0 |
| Embezzlement | 0 | 0 | | 0.0 | 0 | 0 |
| Extortion/Blackmail | 0 | 0 | | 0.0 | 0 | 0 |
| Bribery | 0 | 0 | | 0.0 | 0 | 0 |
| Stolen Property Offenses | 0 | 0 | | 0.0 | 0 | 0 |
| Animal Cruelty | 0 | 0 | | 0.0 | 0 | 0 |
| Drug/Narcotic Violations | 0 | 5 | | 2.7 | 4 | 0 |
| Drug Equipment Violations | 0 | 0 | | 0.0 | 0 | 0 |
| Gambling Offenses | 0 | 0 | | 0.0 | 0 | 0 |
| Pornography | 0 | 0 | | 0.0 | 0 | 0 |
| Prostitution Offenses | 0 | 0 | | 0.0 | 0 | 0 |
| Weapon Law Violations | 0 | 0 | | 0.0 | 0 | 0 |
| Grand Total | 0 | 34 | | 18.0 | 20 | 11 |

* Please see #10 in the NIBRS Individual Agency Page Table Legend.

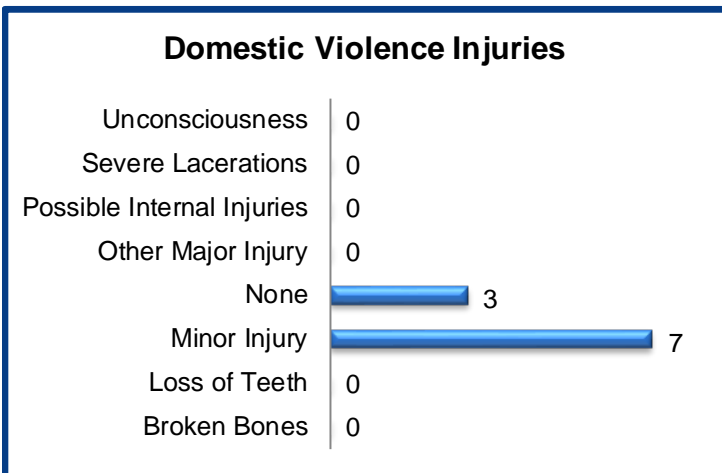
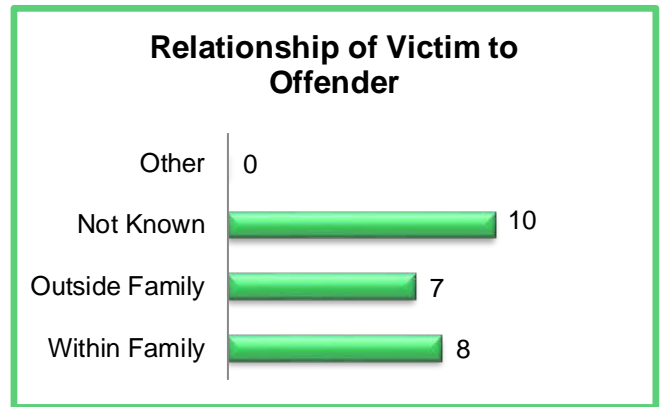
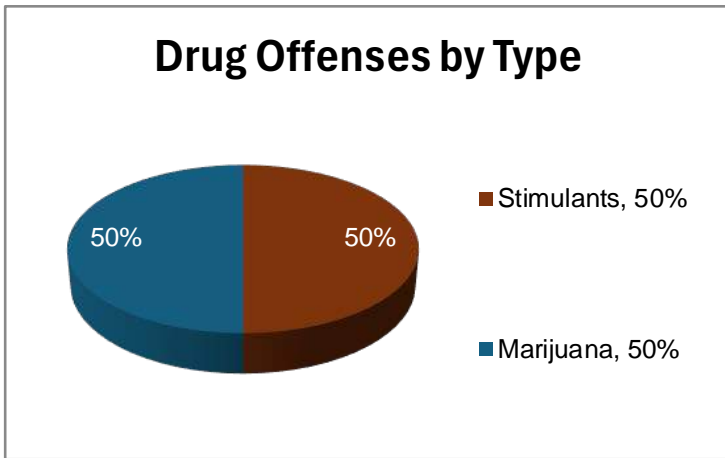
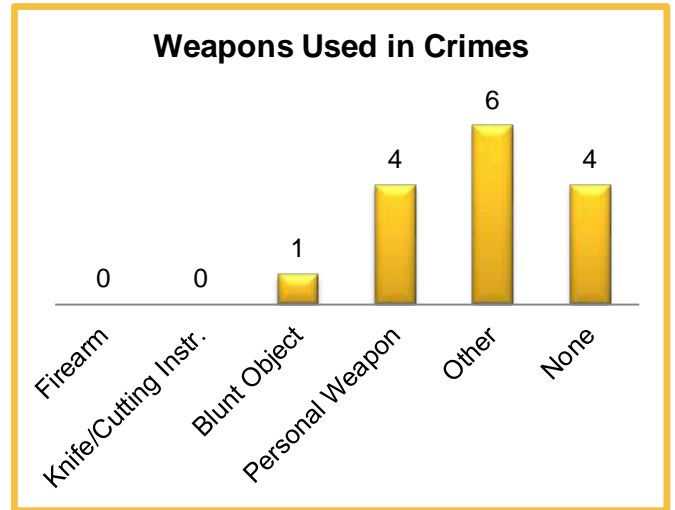
2024 Washington NIBRS Submission Agencies

Morton PD

Continued

2024 Group B Arrests

| Offense | Adult | Juvenile |
|-----------------------|-----------|----------|
| Bad Checks | 1 | 0 |
| Curfew/Vagrancy | 0 | 0 |
| Disorderly Conduct | 0 | 0 |
| Drunkenness | 0 | 0 |
| DUI | 5 | 0 |
| Family Offenses | 0 | 0 |
| Liquor Law Violations | 0 | 0 |
| Peeping Tom | 0 | 0 |
| Trespass | 0 | 0 |
| All Other Offenses | 16 | 2 |
| Total | 22 | 2 |



2024 Property Values by Type

| Type | Value |
|----------------------|----------|
| Seized | \$0 |
| Burned | \$0 |
| Counterfeited/Forged | \$0 |
| Destroyed/Damaged | \$55,539 |
| Recovered | \$19,515 |
| Stolen | \$26,711 |

2024 Washington NIBRS Submission Agencies

Napavine PD

Lewis County

Population: 2,040
Months Reported: 12

Offense Overview

Offense Total 184
of Cleared Offense 146
Percent Cleared 79.3%

Group A Arrest Overview

Arrest Total 109
Adult Arrest Total 107
Juvenile Arrest Total 2

| Group A Offenses | Reported 2023 | Reported 2024 | % of Change | Crime Rate per 1,000 | Total Arrests | DV Offense Totals |
|----------------------------------|---------------|---------------|--------------|----------------------|---------------|-------------------|
| Murder | 1 | 0 | -100.0% | 0.0 | 1 | 0 |
| Manslaughter | 0 | 0 | | 0.0 | 0 | 0 |
| Rape | 0 | 1 | | 0.5 | 0 | 1 |
| Sodomy | 0 | 0 | | 0.0 | 0 | 0 |
| Sexual Assault w/Object | 0 | 0 | | 0.0 | 0 | 0 |
| Fondling | 1 | 0 | -100.0% | 0.0 | 0 | 0 |
| Aggravated Assault | 5 | 5 | 0.0% | 2.5 | 2 | 1 |
| Simple Assault | 9 | 12 | 33.3% | 5.9 | 9 | 8 |
| Intimidation | 2 | 0 | -100.0% | 0.0 | 0 | 0 |
| Kidnapping | 0 | 1 | | 0.5 | 1 | 1 |
| Incest | 0 | 0 | | 0.0 | 0 | 0 |
| Statutory Rape | 0 | 0 | | 0.0 | 0 | 0 |
| Human Trafficking Offenses | 0 | 0 | | 0.0 | 0 | 0 |
| Violation of No Contact/Protect. | 0 | 0 | | 0.0 | 0 | 0 |
| Robbery | 0 | 0 | | 0.0 | 0 | 0 |
| Burglary | 7 | 4 | -42.9% | 2.0 | 1 | 0 |
| Larceny-Theft Offenses | 23 | 24 | 4.3% | 11.8 | 5 | 0 |
| Motor Vehicle Theft | 3 | 3 | 0.0% | 1.5 | 1 | 0 |
| Arson | 0 | 0 | | 0.0 | 0 | 0 |
| Destruction of Property | 7 | 6 | -14.3% | 2.9 | 1 | 2 |
| Counterfeiting/Forgery | 6 | 2 | -66.7% | 1.0 | 0 | 0 |
| Fraud Offenses | 11 | 8 | -27.3% | 3.9 | 2 | 0 |
| Embezzlement | 0 | 0 | | 0.0 | 0 | 0 |
| Extortion/Blackmail | 0 | 1 | | 0.5 | 1 | 0 |
| Bribery | 0 | 0 | | 0.0 | 0 | 0 |
| Stolen Property Offenses | 4 | 3 | -25.0% | 1.5 | 3 | 0 |
| Animal Cruelty | 0 | 0 | | 0.0 | 0 | 0 |
| Drug/Narcotic Violations | 30 | 67 | 123.3% | 32.8 | 79 | 0 |
| Drug Equipment Violations | 18 | 39 | 116.7% | 19.1 | 3 | 0 |
| Gambling Offenses | 0 | 0 | | 0.0 | 0 | 0 |
| Pornography | 1 | 2 | 100.0% | 1.0 | 0 | 0 |
| Prostitution Offenses | 0 | 0 | | 0.0 | 0 | 0 |
| Weapon Law Violations | 3 | 6 | 100.0% | 2.9 | 0 | 0 |
| Grand Total | 131 | 184 | 40.5% | 90.2 | 109 | 13 |

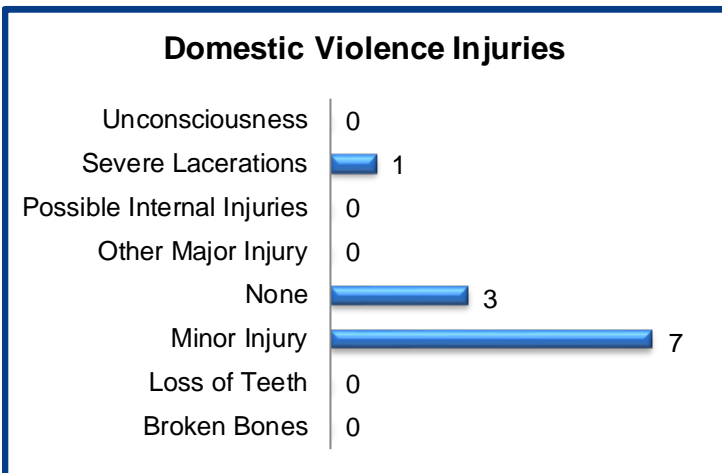
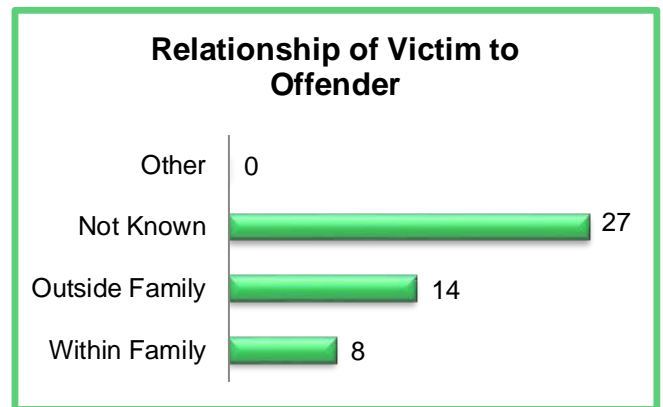
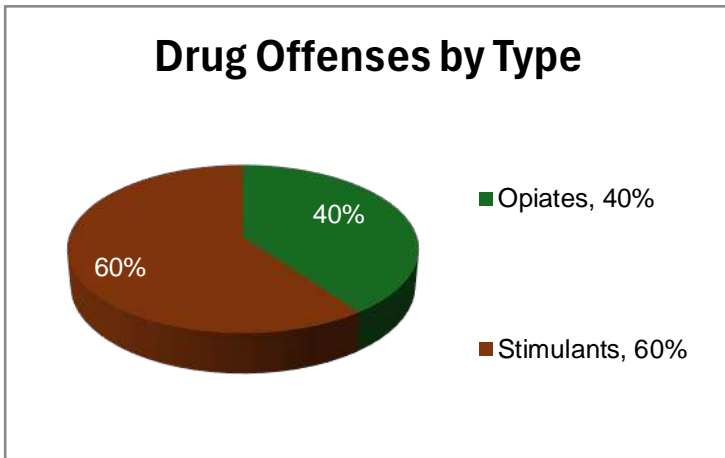
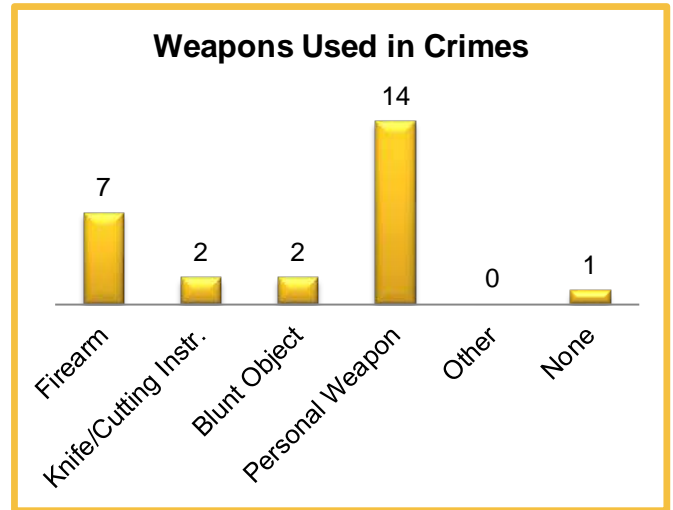
2024 Washington NIBRS Submission Agencies

Napavine PD

Continued

2024 Group B Arrests

| Offense | Adult | Juvenile |
|-----------------------|-----------|----------|
| Bad Checks | 0 | 0 |
| Curfew/Vagrancy | 0 | 0 |
| Disorderly Conduct | 0 | 0 |
| Drunkenness | 0 | 0 |
| DUI | 18 | 0 |
| Family Offenses | 0 | 0 |
| Liquor Law Violations | 0 | 1 |
| Peeping Tom | 0 | 0 |
| Trespass | 1 | 3 |
| All Other Offenses | 43 | 2 |
| Total | 62 | 6 |



2024 Property Values by Type

| Type | Value |
|----------------------|----------|
| Seized | \$0 |
| Burned | \$0 |
| Counterfeited/Forged | \$0 |
| Destroyed/Damaged | \$2,630 |
| Recovered | \$1,103 |
| Stolen | \$28,222 |

2024 Washington NIBRS Submission Agencies

Toledo PD

Lewis County

Population: 700
Months Reported: 12

Offense Overview

Offense Total 27
of Cleared Offense 11
Percent Cleared 40.7%

Group A Arrest Overview

Arrest Total 9
Adult Arrest Total 7
Juvenile Arrest Total 2

| Group A Offenses | Reported 2023 | Reported 2024 | % of Change* | Crime Rate per 1,000 | Total Arrests | DV Offense Totals |
|----------------------------------|---------------|---------------|--------------|----------------------|---------------|-------------------|
| Murder | 0 | 0 | | 0.0 | 0 | 0 |
| Manslaughter | 0 | 0 | | 0.0 | 0 | 0 |
| Rape | 0 | 1 | | 1.4 | 0 | 0 |
| Sodomy | 0 | 0 | | 0.0 | 0 | 0 |
| Sexual Assault w/Object | 0 | 0 | | 0.0 | 0 | 0 |
| Fondling | 1 | 1 | | 1.4 | 0 | 0 |
| Aggravated Assault | 0 | 0 | | 0.0 | 0 | 0 |
| Simple Assault | 1 | 6 | | 8.6 | 3 | 2 |
| Intimidation | 0 | 2 | | 2.9 | 1 | 0 |
| Kidnapping | 0 | 0 | | 0.0 | 0 | 0 |
| Incest | 0 | 0 | | 0.0 | 0 | 0 |
| Statutory Rape | 0 | 0 | | 0.0 | 0 | 0 |
| Human Trafficking Offenses | 0 | 0 | | 0.0 | 0 | 0 |
| Violation of No Contact/Protect. | 0 | 0 | | 0.0 | 1 | 0 |
| Robbery | 0 | 1 | | 1.4 | 1 | 0 |
| Burglary | 1 | 1 | | 1.4 | 0 | 0 |
| Larceny-Theft Offenses | 1 | 2 | | 2.9 | 0 | 0 |
| Motor Vehicle Theft | 0 | 1 | | 1.4 | 0 | 0 |
| Arson | 0 | 1 | | 1.4 | 0 | 0 |
| Destruction of Property | 1 | 3 | | 4.3 | 0 | 0 |
| Counterfeiting/Forgery | 0 | 0 | | 0.0 | 0 | 0 |
| Fraud Offenses | 1 | 2 | | 2.9 | 0 | 0 |
| Embezzlement | 0 | 0 | | 0.0 | 0 | 0 |
| Extortion/Blackmail | 0 | 0 | | 0.0 | 0 | 0 |
| Bribery | 0 | 0 | | 0.0 | 0 | 0 |
| Stolen Property Offenses | 0 | 0 | | 0.0 | 0 | 0 |
| Animal Cruelty | 0 | 0 | | 0.0 | 0 | 0 |
| Drug/Narcotic Violations | 0 | 2 | | 2.9 | 2 | 0 |
| Drug Equipment Violations | 0 | 3 | | 4.3 | 1 | 0 |
| Gambling Offenses | 0 | 0 | | 0.0 | 0 | 0 |
| Pornography | 0 | 0 | | 0.0 | 0 | 0 |
| Prostitution Offenses | 0 | 0 | | 0.0 | 0 | 0 |
| Weapon Law Violations | 0 | 1 | | 1.4 | 0 | 0 |
| Grand Total | 6 | 27 | | 38.6 | 9 | 2 |

* Please see #10 in the NIBRS Individual Agency Page Table Legend.

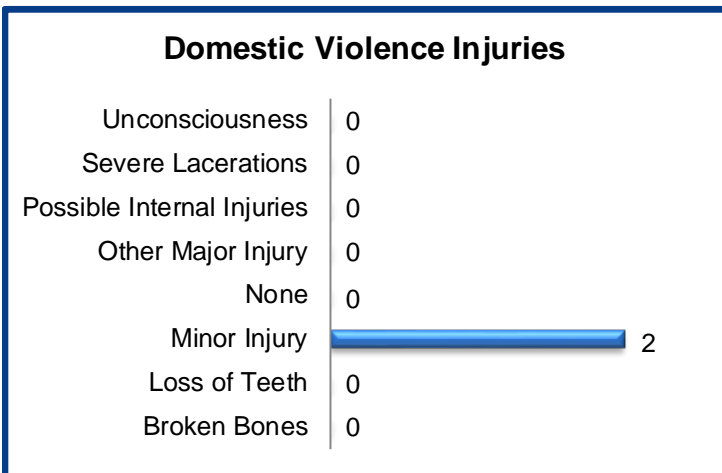
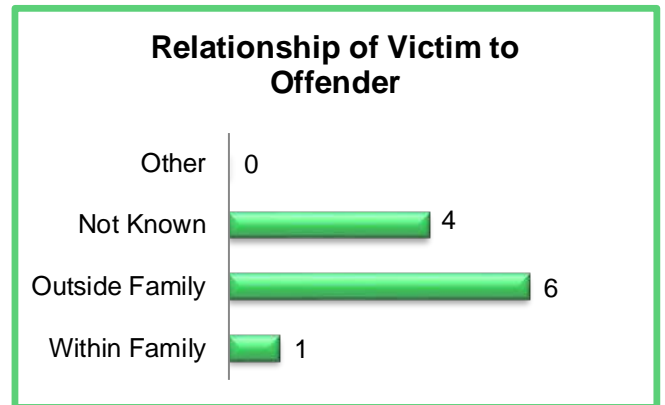
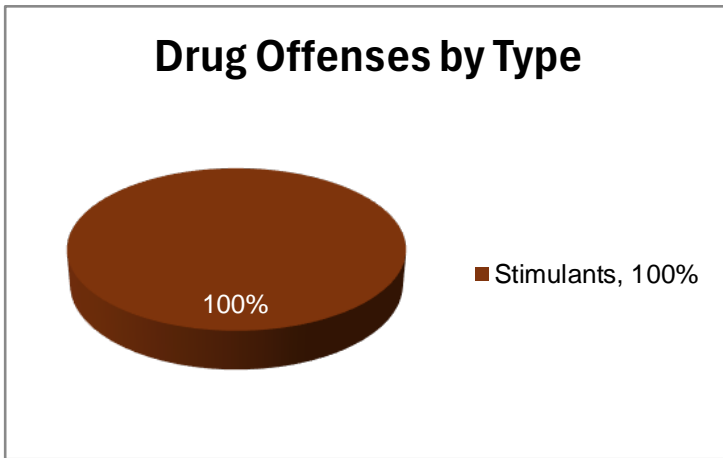
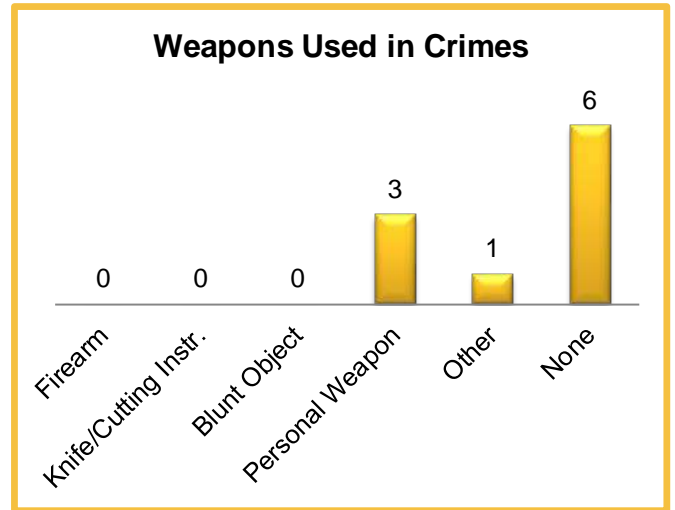
2024 Washington NIBRS Submission Agencies

Toledo PD

Continued

2024 Group B Arrests

| Offense | Adult | Juvenile |
|-----------------------|-----------|----------|
| Bad Checks | 0 | 0 |
| Curfew/Vagrancy | 0 | 0 |
| Disorderly Conduct | 0 | 0 |
| Drunkenness | 0 | 0 |
| DUI | 2 | 0 |
| Family Offenses | 0 | 0 |
| Liquor Law Violations | 0 | 0 |
| Peeping Tom | 0 | 0 |
| Trespass | 0 | 0 |
| All Other Offenses | 15 | 0 |
| Total | 17 | 0 |



2024 Property Values by Type

| Type | Value |
|----------------------|-----------|
| Seized | \$40 |
| Burned | \$165,600 |
| Counterfeited/Forged | \$0 |
| Destroyed/Damaged | \$3,450 |
| Recovered | \$0 |
| Stolen | \$14,466 |

2024 Washington NIBRS Submission Agencies

Winlock PD

Lewis County

Population: 2,465
Months Reported: 12

Offense Overview

Offense Total 75
of Cleared Offense 65
Percent Cleared 86.7%

Group A Arrest Overview

Arrest Total 62
Adult Arrest Total 59
Juvenile Arrest Total 3

| Group A Offenses | Reported 2023 | Reported 2024 | % of Change | Crime Rate per 1,000 | Total Arrests | DV Offense Totals |
|----------------------------------|---------------|---------------|--------------|----------------------|---------------|-------------------|
| Murder | 0 | 0 | | 0.0 | 0 | 0 |
| Manslaughter | 0 | 0 | | 0.0 | 0 | 0 |
| Rape | 2 | 0 | -100.0% | 0.0 | 0 | 0 |
| Sodomy | 0 | 0 | | 0.0 | 0 | 0 |
| Sexual Assault w/Object | 0 | 0 | | 0.0 | 0 | 0 |
| Fondling | 1 | 0 | -100.0% | 0.0 | 0 | 0 |
| Aggravated Assault | 1 | 0 | -100.0% | 0.0 | 0 | 0 |
| Simple Assault | 17 | 19 | 11.8% | 7.7 | 15 | 12 |
| Intimidation | 0 | 0 | | 0.0 | 0 | 0 |
| Kidnapping | 0 | 0 | | 0.0 | 0 | 0 |
| Incest | 0 | 0 | | 0.0 | 0 | 0 |
| Statutory Rape | 0 | 0 | | 0.0 | 0 | 0 |
| Human Trafficking Offenses | 0 | 0 | | 0.0 | 0 | 0 |
| Violation of No Contact/Protect. | 4 | 1 | -75.0% | 0.4 | 1 | 1 |
| Robbery | 0 | 0 | | 0.0 | 0 | 0 |
| Burglary | 2 | 2 | 0.0% | 0.8 | 2 | 0 |
| Larceny-Theft Offenses | 23 | 11 | -52.2% | 4.5 | 8 | 0 |
| Motor Vehicle Theft | 3 | 1 | -66.7% | 0.4 | 1 | 0 |
| Arson | 0 | 0 | | 0.0 | 0 | 0 |
| Destruction of Property | 15 | 8 | -46.7% | 3.2 | 4 | 3 |
| Counterfeiting/Forgery | 1 | 0 | -100.0% | 0.0 | 0 | 0 |
| Fraud Offenses | 3 | 2 | -33.3% | 0.8 | 1 | 0 |
| Embezzlement | 0 | 1 | | 0.4 | 1 | 0 |
| Extortion/Blackmail | 0 | 0 | | 0.0 | 0 | 0 |
| Bribery | 0 | 0 | | 0.0 | 0 | 0 |
| Stolen Property Offenses | 1 | 1 | 0.0% | 0.4 | 1 | 0 |
| Animal Cruelty | 1 | 1 | 0.0% | 0.4 | 1 | 0 |
| Drug/Narcotic Violations | 3 | 25 | 733.3% | 10.1 | 26 | 0 |
| Drug Equipment Violations | 0 | 3 | | 1.2 | 1 | 0 |
| Gambling Offenses | 0 | 0 | | 0.0 | 0 | 0 |
| Pornography | 1 | 0 | -100.0% | 0.0 | 0 | 0 |
| Prostitution Offenses | 0 | 0 | | 0.0 | 0 | 0 |
| Weapon Law Violations | 0 | 0 | | 0.0 | 0 | 0 |
| Grand Total | 78 | 75 | -3.8% | 30.4 | 62 | 16 |

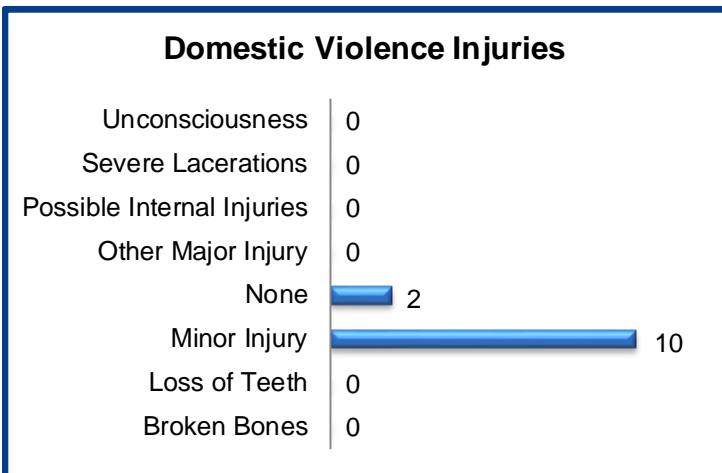
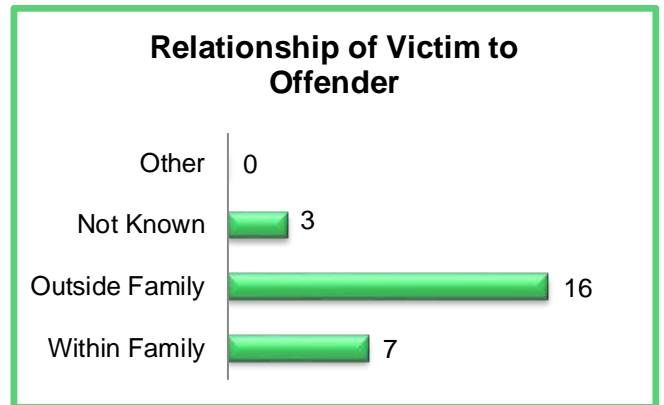
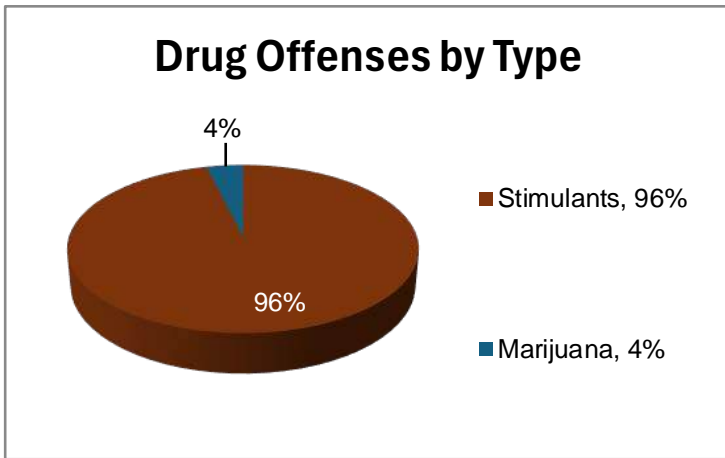
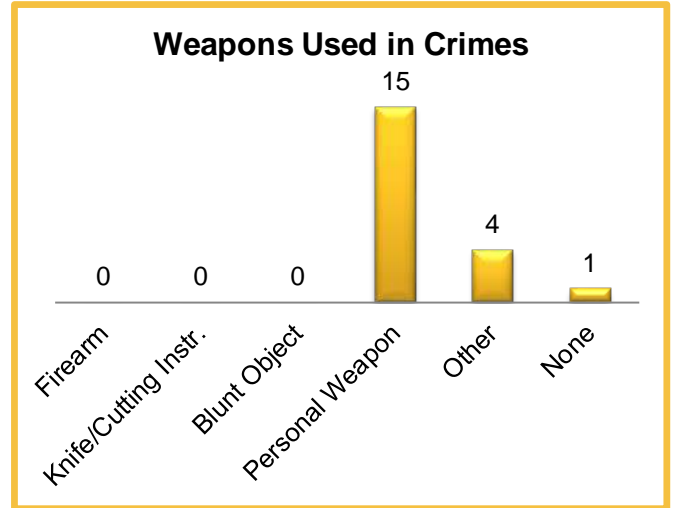
2024 Washington NIBRS Submission Agencies

Winlock PD

Continued

2024 Group B Arrests

| Offense | Adult | Juvenile |
|-----------------------|-----------|----------|
| Bad Checks | 0 | 0 |
| Curfew/Vagrancy | 0 | 0 |
| Disorderly Conduct | 2 | 0 |
| Drunkenness | 0 | 0 |
| DUI | 4 | 0 |
| Family Offenses | 0 | 0 |
| Liquor Law Violations | 0 | 0 |
| Peeping Tom | 0 | 0 |
| Trespass | 3 | 0 |
| All Other Offenses | 11 | 0 |
| Total | 20 | 0 |



2024 Property Values by Type

| Type | Value |
|----------------------|----------|
| Seized | \$80 |
| Burned | \$0 |
| Counterfeited/Forged | \$0 |
| Destroyed/Damaged | \$10,950 |
| Recovered | \$1,000 |
| Stolen | \$38,034 |

2024 Washington NIBRS Submission Agencies

Lincoln SO

Lincoln County

Population: 9,750
Months Reported: 12

Offense Overview

Offense Total 351
of Cleared Offense 168
Percent Cleared 47.9%

Group A Arrest Overview

Arrest Total 143
Adult Arrest Total 125
Juvenile Arrest Total 18

| Group A Offenses | Reported 2023 | Reported 2024 | % of Change | Crime Rate per 1,000 | Total Arrests | DV Offense Totals |
|----------------------------------|---------------|---------------|--------------|----------------------|---------------|-------------------|
| Murder | 1 | 0 | -100.0% | 0.0 | 0 | 0 |
| Manslaughter | 0 | 3 | | 0.3 | 1 | 0 |
| Rape | 5 | 12 | 140.0% | 1.2 | 3 | 5 |
| Sodomy | 0 | 0 | | 0.0 | 0 | 0 |
| Sexual Assault w/Object | 0 | 0 | | 0.0 | 0 | 0 |
| Fondling | 1 | 0 | -100.0% | 0.0 | 0 | 0 |
| Aggravated Assault | 10 | 2 | -80.0% | 0.2 | 2 | 2 |
| Simple Assault | 42 | 103 | 145.2% | 10.6 | 42 | 73 |
| Intimidation | 16 | 24 | 50.0% | 2.5 | 10 | 7 |
| Kidnapping | 2 | 3 | 50.0% | 0.3 | 3 | 1 |
| Incest | 0 | 0 | | 0.0 | 0 | 0 |
| Statutory Rape | 0 | 0 | | 0.0 | 0 | 0 |
| Human Trafficking Offenses | 0 | 0 | | 0.0 | 0 | 0 |
| Violation of No Contact/Protect. | 15 | 31 | 106.7% | 3.2 | 18 | 24 |
| Robbery | 0 | 0 | | 0.0 | 0 | 0 |
| Burglary | 25 | 23 | -8.0% | 2.4 | 7 | 0 |
| Larceny-Theft Offenses | 62 | 61 | -1.6% | 6.3 | 11 | 2 |
| Motor Vehicle Theft | 13 | 15 | 15.4% | 1.5 | 9 | 2 |
| Arson | 2 | 0 | -100.0% | 0.0 | 1 | 0 |
| Destruction of Property | 36 | 33 | -8.3% | 3.4 | 12 | 6 |
| Counterfeiting/Forgery | 0 | 0 | | 0.0 | 0 | 0 |
| Fraud Offenses | 9 | 17 | 88.9% | 1.7 | 4 | 1 |
| Embezzlement | 0 | 0 | | 0.0 | 0 | 0 |
| Extortion/Blackmail | 0 | 0 | | 0.0 | 0 | 0 |
| Bribery | 0 | 0 | | 0.0 | 0 | 0 |
| Stolen Property Offenses | 0 | 5 | | 0.5 | 2 | 0 |
| Animal Cruelty | 0 | 0 | | 0.0 | 0 | 0 |
| Drug/Narcotic Violations | 7 | 13 | 85.7% | 1.3 | 14 | 0 |
| Drug Equipment Violations | 0 | 0 | | 0.0 | 0 | 0 |
| Gambling Offenses | 0 | 0 | | 0.0 | 0 | 0 |
| Pornography | 1 | 0 | -100.0% | 0.0 | 0 | 0 |
| Prostitution Offenses | 0 | 0 | | 0.0 | 0 | 0 |
| Weapon Law Violations | 8 | 6 | -25.0% | 0.6 | 4 | 0 |
| Grand Total | 255 | 351 | 37.6% | 36.0 | 143 | 123 |

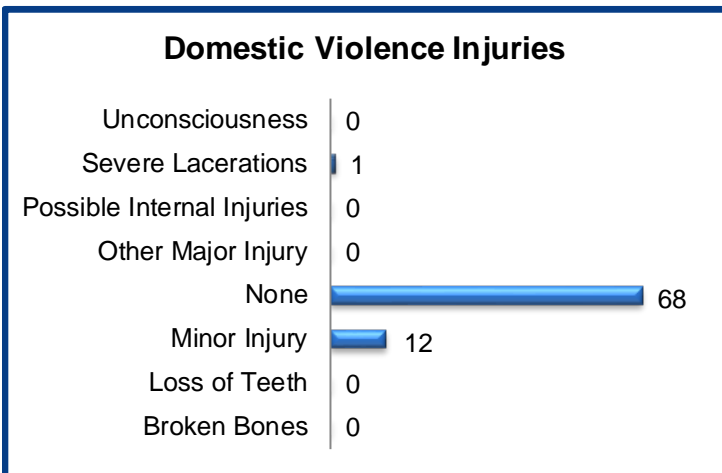
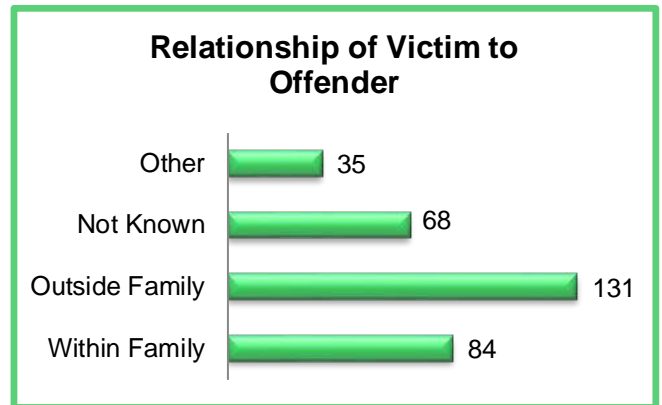
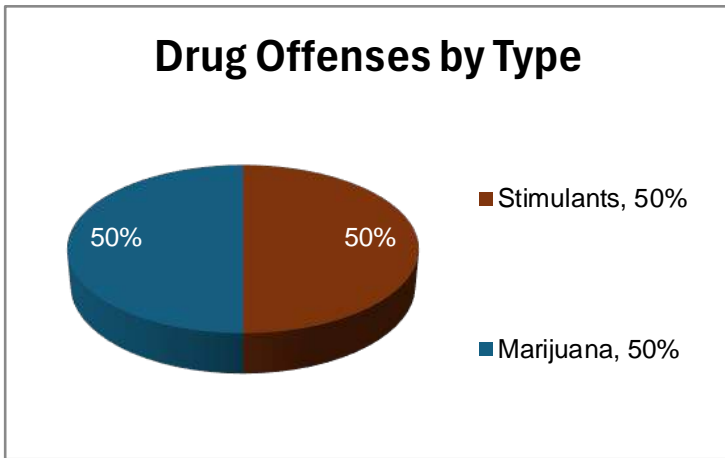
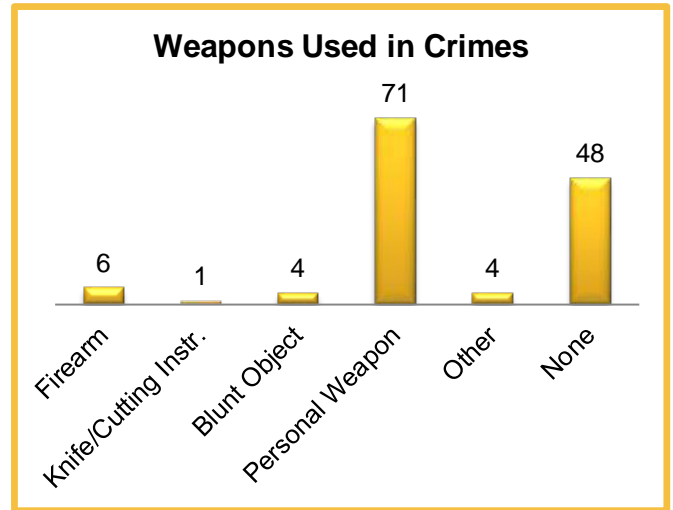
2024 Washington NIBRS Submission Agencies

Lincoln SO

Continued

2024 Group B Arrests

| Offense | Adult | Juvenile |
|-----------------------|-----------|----------|
| Bad Checks | 0 | 0 |
| Curfew/Vagrancy | 0 | 0 |
| Disorderly Conduct | 7 | 2 |
| Drunkenness | 3 | 4 |
| DUI | 49 | 0 |
| Family Offenses | 0 | 0 |
| Liquor Law Violations | 0 | 0 |
| Peeping Tom | 0 | 0 |
| Trespass | 10 | 0 |
| All Other Offenses | 11 | 2 |
| Total | 80 | 8 |



2024 Property Values by Type

| Type | Value |
|----------------------|-----------|
| Seized | \$0 |
| Burned | \$0 |
| Counterfeited/Forged | \$0 |
| Destroyed/Damaged | \$20,514 |
| Recovered | \$245,397 |
| Stolen | \$350,757 |

2024 Washington NIBRS Submission Agencies

Odessa PD

Lincoln County

Population: 895
Months Reported: 10

Offense Overview

Offense Total 28
of Cleared Offense 17
Percent Cleared 60.7%

Group A Arrest Overview

Arrest Total 5
Adult Arrest Total 5
Juvenile Arrest Total 0

| Group A Offenses | Reported 2023 | Reported 2024 | % of Change* | Crime Rate per 1,000 | Total Arrests | DV Offense Totals |
|----------------------------------|---------------|---------------|--------------|----------------------|---------------|-------------------|
| Murder | 0 | 0 | | 0.0 | 0 | 0 |
| Manslaughter | 0 | 0 | | 0.0 | 0 | 0 |
| Rape | 1 | 0 | | 0.0 | 0 | 0 |
| Sodomy | 0 | 0 | | 0.0 | 0 | 0 |
| Sexual Assault w/Object | 0 | 0 | | 0.0 | 0 | 0 |
| Fondling | 0 | 0 | | 0.0 | 0 | 0 |
| Aggravated Assault | 3 | 7 | | 7.8 | 1 | 1 |
| Simple Assault | 3 | 6 | | 6.7 | 1 | 4 |
| Intimidation | 0 | 2 | | 2.2 | 1 | 0 |
| Kidnapping | 0 | 0 | | 0.0 | 0 | 0 |
| Incest | 0 | 0 | | 0.0 | 0 | 0 |
| Statutory Rape | 0 | 0 | | 0.0 | 0 | 0 |
| Human Trafficking Offenses | 0 | 0 | | 0.0 | 0 | 0 |
| Violation of No Contact/Protect. | 1 | 5 | | 5.6 | 0 | 2 |
| Robbery | 0 | 0 | | 0.0 | 0 | 0 |
| Burglary | 5 | 5 | | 5.6 | 0 | 0 |
| Larceny-Theft Offenses | 2 | 0 | | 0.0 | 0 | 0 |
| Motor Vehicle Theft | 0 | 0 | | 0.0 | 0 | 0 |
| Arson | 0 | 0 | | 0.0 | 0 | 0 |
| Destruction of Property | 2 | 2 | | 2.2 | 0 | 1 |
| Counterfeiting/Forgery | 1 | 0 | | 0.0 | 0 | 0 |
| Fraud Offenses | 0 | 0 | | 0.0 | 0 | 0 |
| Embezzlement | 0 | 0 | | 0.0 | 0 | 0 |
| Extortion/Blackmail | 0 | 0 | | 0.0 | 0 | 0 |
| Bribery | 0 | 0 | | 0.0 | 0 | 0 |
| Stolen Property Offenses | 0 | 0 | | 0.0 | 0 | 0 |
| Animal Cruelty | 0 | 0 | | 0.0 | 0 | 0 |
| Drug/Narcotic Violations | 0 | 1 | | 1.1 | 1 | 0 |
| Drug Equipment Violations | 0 | 0 | | 0.0 | 0 | 0 |
| Gambling Offenses | 0 | 0 | | 0.0 | 0 | 0 |
| Pornography | 0 | 0 | | 0.0 | 0 | 0 |
| Prostitution Offenses | 0 | 0 | | 0.0 | 0 | 0 |
| Weapon Law Violations | 1 | 0 | | 0.0 | 1 | 0 |
| Grand Total | 19 | 28 | | 31.3 | 5 | 8 |

* Please see #10 in the NIBRS Individual Agency Page Table Legend.

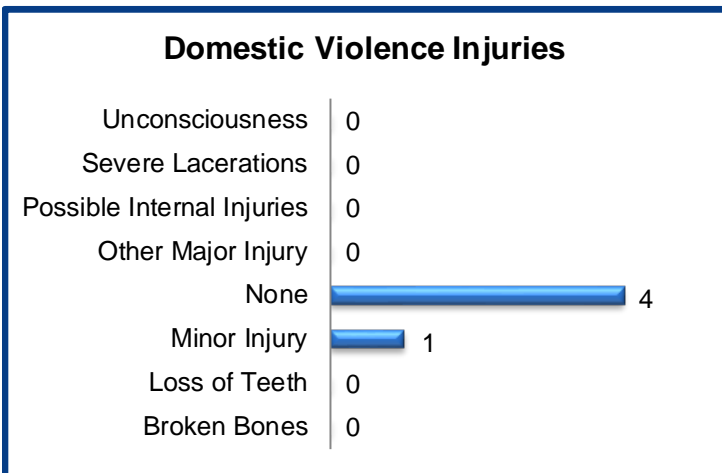
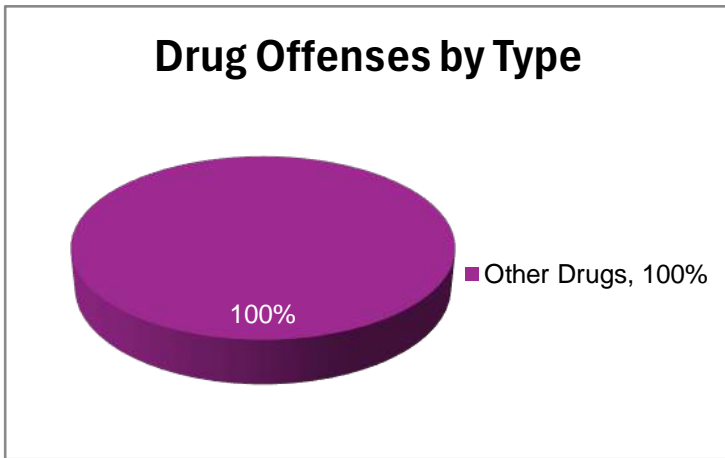
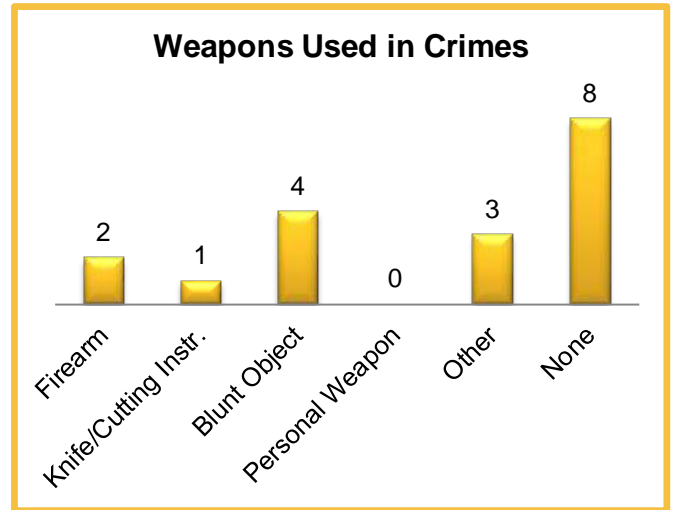
2024 Washington NIBRS Submission Agencies

Odessa PD

Continued

2024 Group B Arrests

| Offense | Adult | Juvenile |
|-----------------------|----------|----------|
| Bad Checks | 0 | 0 |
| Curfew/Vagrancy | 0 | 0 |
| Disorderly Conduct | 0 | 0 |
| Drunkenness | 0 | 0 |
| DUI | 0 | 0 |
| Family Offenses | 0 | 0 |
| Liquor Law Violations | 0 | 0 |
| Peeping Tom | 0 | 0 |
| Trespass | 0 | 0 |
| All Other Offenses | 0 | 0 |
| Total | 0 | 0 |



2024 Property Values by Type

| Type | Value |
|----------------------|----------|
| Seized | \$0 |
| Burned | \$0 |
| Counterfeited/Forged | \$0 |
| Destroyed/Damaged | \$510 |
| Recovered | \$0 |
| Stolen | \$51,176 |

2024 Washington NIBRS Submission Agencies

Reardan PD

Lincoln County

Population: 655
Months Reported: 11

Offense Overview

Offense Total 25
of Cleared Offense 11
Percent Cleared 44.0%

Group A Arrest Overview

Arrest Total 8
Adult Arrest Total 5
Juvenile Arrest Total 3

| Group A Offenses | Reported 2023 | Reported 2024 | % of Change* | Crime Rate per 1,000 | Total Arrests | DV Offense Totals |
|----------------------------------|---------------|---------------|--------------|----------------------|---------------|-------------------|
| Murder | 0 | 0 | | 0.0 | 0 | 0 |
| Manslaughter | 1 | 0 | | 0.0 | 0 | 0 |
| Rape | 0 | 0 | | 0.0 | 0 | 0 |
| Sodomy | 0 | 0 | | 0.0 | 0 | 0 |
| Sexual Assault w/Object | 0 | 0 | | 0.0 | 0 | 0 |
| Fondling | 0 | 0 | | 0.0 | 0 | 0 |
| Aggravated Assault | 0 | 1 | | 1.5 | 1 | 1 |
| Simple Assault | 2 | 4 | | 6.1 | 3 | 4 |
| Intimidation | 0 | 2 | | 3.1 | 1 | 2 |
| Kidnapping | 0 | 0 | | 0.0 | 0 | 0 |
| Incest | 0 | 1 | | 1.5 | 0 | 1 |
| Statutory Rape | 0 | 0 | | 0.0 | 0 | 0 |
| Human Trafficking Offenses | 0 | 0 | | 0.0 | 0 | 0 |
| Violation of No Contact/Protect. | 0 | 0 | | 0.0 | 0 | 0 |
| Robbery | 0 | 0 | | 0.0 | 0 | 0 |
| Burglary | 3 | 1 | | 1.5 | 2 | 0 |
| Larceny-Theft Offenses | 4 | 9 | | 13.7 | 0 | 0 |
| Motor Vehicle Theft | 0 | 0 | | 0.0 | 0 | 0 |
| Arson | 0 | 0 | | 0.0 | 0 | 0 |
| Destruction of Property | 3 | 3 | | 4.6 | 0 | 0 |
| Counterfeiting/Forgery | 0 | 0 | | 0.0 | 0 | 0 |
| Fraud Offenses | 2 | 3 | | 4.6 | 0 | 0 |
| Embezzlement | 0 | 0 | | 0.0 | 0 | 0 |
| Extortion/Blackmail | 0 | 0 | | 0.0 | 0 | 0 |
| Bribery | 0 | 0 | | 0.0 | 0 | 0 |
| Stolen Property Offenses | 0 | 0 | | 0.0 | 0 | 0 |
| Animal Cruelty | 0 | 0 | | 0.0 | 0 | 0 |
| Drug/Narcotic Violations | 0 | 0 | | 0.0 | 0 | 0 |
| Drug Equipment Violations | 0 | 0 | | 0.0 | 0 | 0 |
| Gambling Offenses | 0 | 0 | | 0.0 | 0 | 0 |
| Pornography | 0 | 0 | | 0.0 | 0 | 0 |
| Prostitution Offenses | 0 | 0 | | 0.0 | 0 | 0 |
| Weapon Law Violations | 1 | 1 | | 1.5 | 1 | 0 |
| Grand Total | 16 | 25 | | 38.2 | 8 | 8 |

* Please see #10 in the NIBRS Individual Agency Page Table Legend.

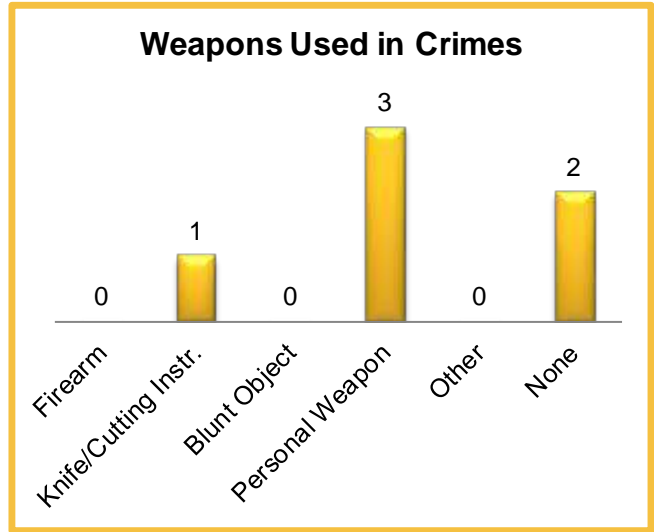
2024 Washington NIBRS Submission Agencies

Reardan PD

Continued

2024 Group B Arrests

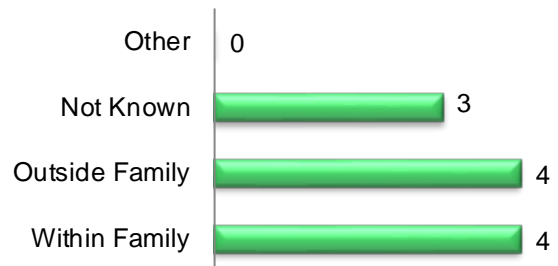
| Offense | Adult | Juvenile |
|-----------------------|----------|----------|
| Bad Checks | 0 | 0 |
| Curfew/Vagrancy | 0 | 0 |
| Disorderly Conduct | 0 | 0 |
| Drunkenness | 0 | 0 |
| DUI | 1 | 0 |
| Family Offenses | 0 | 0 |
| Liquor Law Violations | 0 | 0 |
| Peeping Tom | 1 | 0 |
| Trespass | 0 | 0 |
| All Other Offenses | 4 | 2 |
| Total | 6 | 2 |



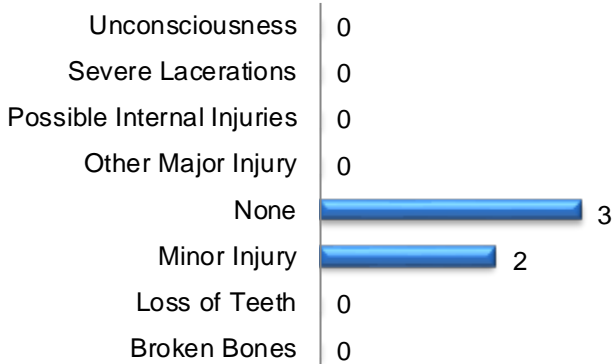
Drug Offenses by Type

No Drug Offenses by Type Reported

Relationship of Victim to Offender



Domestic Violence Injuries



2024 Property Values by Type

| Type | Value |
|----------------------|---------|
| Seized | \$0 |
| Burned | \$0 |
| Counterfeited/Forged | \$0 |
| Destroyed/Damaged | \$1,400 |
| Recovered | \$0 |
| Stolen | \$7,009 |

2024 Washington NIBRS Submission Agencies

Mason SO

Mason County

Population: 57,125
Months Reported: 12

Offense Overview

Offense Total 1,523
of Cleared Offense 642
Percent Cleared 42.2%

Group A Arrest Overview

Arrest Total 302
Adult Arrest Total 299
Juvenile Arrest Total 3

| Group A Offenses | Reported 2023 | Reported 2024 | % of Change | Crime Rate per 1,000 | Total Arrests | DV Offense Totals |
|----------------------------------|---------------|---------------|-------------|----------------------|---------------|-------------------|
| Murder | 3 | 1 | -66.7% | 0.0 | 2 | 0 |
| Manslaughter | 1 | 2 | 100.0% | 0.0 | 2 | 1 |
| Rape | 3 | 8 | 166.7% | 0.1 | 5 | 3 |
| Sodomy | 0 | 0 | | 0.0 | 0 | 0 |
| Sexual Assault w/Object | 0 | 0 | | 0.0 | 0 | 0 |
| Fondling | 6 | 27 | 350.0% | 0.5 | 0 | 15 |
| Aggravated Assault | 75 | 118 | 57.3% | 2.1 | 65 | 53 |
| Simple Assault | 159 | 179 | 12.6% | 3.1 | 90 | 114 |
| Intimidation | 0 | 1 | | 0.0 | 1 | 0 |
| Kidnapping | 14 | 13 | -7.1% | 0.2 | 13 | 10 |
| Incest | 1 | 0 | -100.0% | 0.0 | 0 | 0 |
| Statutory Rape | 1 | 0 | -100.0% | 0.0 | 0 | 0 |
| Human Trafficking Offenses | 0 | 0 | | 0.0 | 0 | 0 |
| Violation of No Contact/Protect. | 117 | 162 | 38.5% | 2.8 | 41 | 83 |
| Robbery | 12 | 11 | -8.3% | 0.2 | 8 | 3 |
| Burglary | 202 | 177 | -12.4% | 3.1 | 20 | 9 |
| Larceny-Theft Offenses | 345 | 397 | 15.1% | 6.9 | 11 | 3 |
| Motor Vehicle Theft | 113 | 81 | -28.3% | 1.4 | 5 | 2 |
| Arson | 5 | 0 | -100.0% | 0.0 | 0 | 0 |
| Destruction of Property | 199 | 186 | -6.5% | 3.3 | 6 | 20 |
| Counterfeiting/Forgery | 5 | 11 | 120.0% | 0.2 | 2 | 2 |
| Fraud Offenses | 72 | 76 | 5.6% | 1.3 | 4 | 0 |
| Embezzlement | 0 | 0 | | 0.0 | 0 | 0 |
| Extortion/Blackmail | 0 | 0 | | 0.0 | 0 | 0 |
| Bribery | 0 | 0 | | 0.0 | 0 | 0 |
| Stolen Property Offenses | 24 | 17 | -29.2% | 0.3 | 10 | 1 |
| Animal Cruelty | 1 | 4 | 300.0% | 0.1 | 3 | 0 |
| Drug/Narcotic Violations | 12 | 22 | 83.3% | 0.4 | 13 | 0 |
| Drug Equipment Violations | 2 | 3 | 50.0% | 0.1 | 0 | 0 |
| Gambling Offenses | 0 | 0 | | 0.0 | 0 | 0 |
| Pornography | 0 | 0 | | 0.0 | 0 | 0 |
| Prostitution Offenses | 0 | 0 | | 0.0 | 0 | 0 |
| Weapon Law Violations | 41 | 27 | -34.1% | 0.5 | 1 | 0 |
| Grand Total | 1,413 | 1,523 | 7.8% | 26.7 | 302 | 319 |

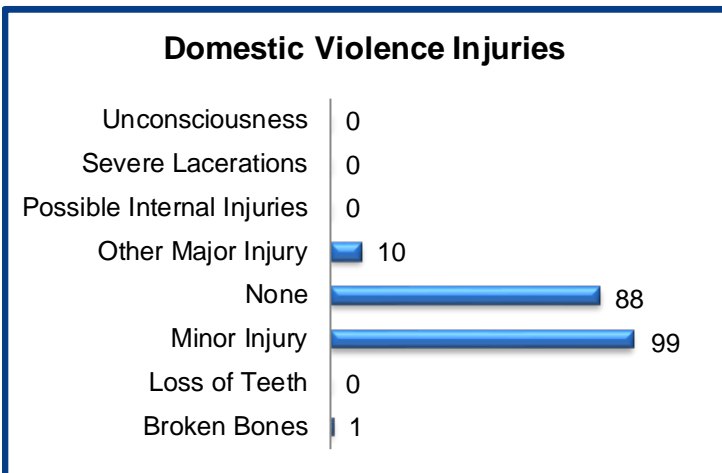
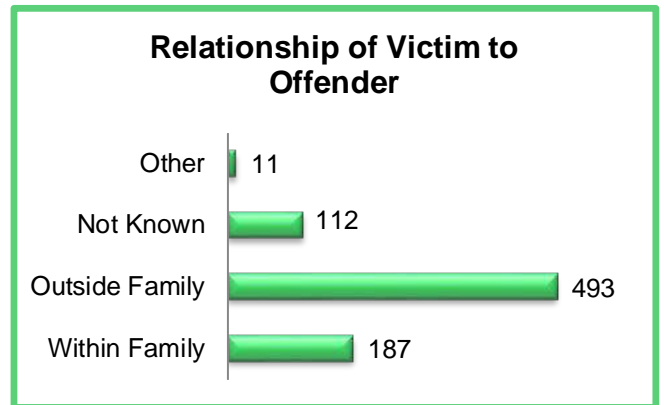
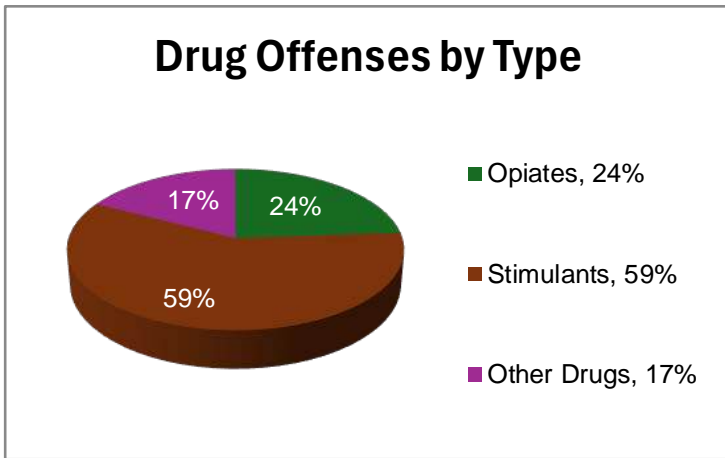
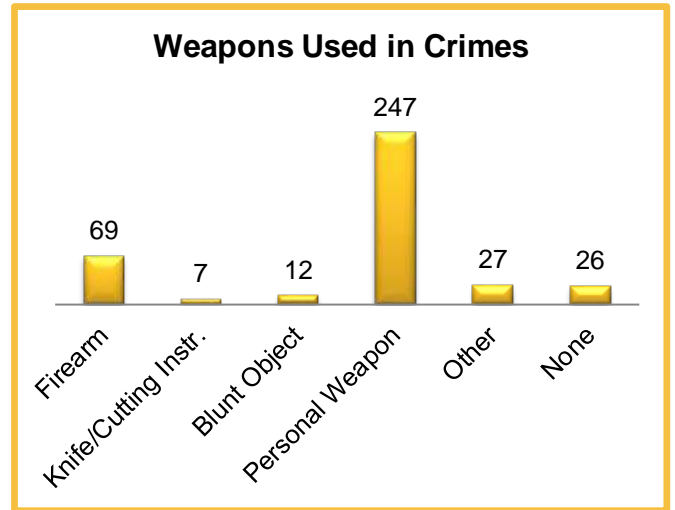
2024 Washington NIBRS Submission Agencies

Mason SO

Continued

2024 Group B Arrests

| Offense | Adult | Juvenile |
|-----------------------|------------|----------|
| Bad Checks | 0 | 0 |
| Curfew/Vagrancy | 0 | 0 |
| Disorderly Conduct | 6 | 0 |
| Drunkenness | 0 | 0 |
| DUI | 48 | 0 |
| Family Offenses | 0 | 0 |
| Liquor Law Violations | 1 | 0 |
| Peeping Tom | 0 | 0 |
| Trespass | 6 | 1 |
| All Other Offenses | 219 | 1 |
| Total | 280 | 2 |



2024 Property Values by Type

| Type | Value |
|----------------------|-------------|
| Seized | \$678 |
| Burned | \$0 |
| Counterfeited/Forged | \$260 |
| Destroyed/Damaged | \$824,680 |
| Recovered | \$186,678 |
| Stolen | \$2,045,546 |

2024 Washington NIBRS Submission Agencies

Shelton PD

Mason County

Population: 10,350
Months Reported: 12

Offense Overview

Offense Total 716
of Cleared Offense 270
Percent Cleared 37.7%

Group A Arrest Overview

Arrest Total 232
Adult Arrest Total 220
Juvenile Arrest Total 12

| Group A Offenses | Reported 2023 | Reported 2024 | % of Change | Crime Rate per 1,000 | Total Arrests | DV Offense Totals |
|----------------------------------|---------------|---------------|--------------|----------------------|---------------|-------------------|
| Murder | 3 | 0 | -100.0% | 0.0 | 0 | 0 |
| Manslaughter | 0 | 0 | | 0.0 | 0 | 0 |
| Rape | 24 | 13 | -45.8% | 1.3 | 3 | 3 |
| Sodomy | 1 | 1 | 0.0% | 0.1 | 0 | 1 |
| Sexual Assault w/Object | 0 | 0 | | 0.0 | 0 | 0 |
| Fondling | 19 | 12 | -36.8% | 1.2 | 0 | 1 |
| Aggravated Assault | 45 | 29 | -35.6% | 2.8 | 15 | 8 |
| Simple Assault | 136 | 132 | -2.9% | 12.8 | 63 | 56 |
| Intimidation | 1 | 0 | -100.0% | 0.0 | 0 | 0 |
| Kidnapping | 3 | 1 | -66.7% | 0.1 | 1 | 1 |
| Incest | 0 | 0 | | 0.0 | 0 | 0 |
| Statutory Rape | 3 | 0 | -100.0% | 0.0 | 0 | 0 |
| Human Trafficking Offenses | 0 | 0 | | 0.0 | 0 | 0 |
| Violation of No Contact/Protect. | 51 | 64 | 25.5% | 6.2 | 42 | 43 |
| Robbery | 10 | 9 | -10.0% | 0.9 | 6 | 0 |
| Burglary | 54 | 47 | -13.0% | 4.5 | 15 | 3 |
| Larceny-Theft Offenses | 204 | 187 | -8.3% | 18.1 | 51 | 2 |
| Motor Vehicle Theft | 47 | 35 | -25.5% | 3.4 | 1 | 1 |
| Arson | 5 | 3 | -40.0% | 0.3 | 1 | 0 |
| Destruction of Property | 110 | 80 | -27.3% | 7.7 | 11 | 11 |
| Counterfeiting/Forgery | 10 | 17 | 70.0% | 1.6 | 1 | 0 |
| Fraud Offenses | 23 | 39 | 69.6% | 3.8 | 1 | 0 |
| Embezzlement | 1 | 0 | -100.0% | 0.0 | 0 | 0 |
| Extortion/Blackmail | 3 | 2 | -33.3% | 0.2 | 0 | 0 |
| Bribery | 0 | 0 | | 0.0 | 0 | 0 |
| Stolen Property Offenses | 3 | 8 | 166.7% | 0.8 | 3 | 0 |
| Animal Cruelty | 0 | 0 | | 0.0 | 0 | 0 |
| Drug/Narcotic Violations | 16 | 19 | 18.8% | 1.8 | 15 | 0 |
| Drug Equipment Violations | 2 | 7 | 250.0% | 0.7 | 2 | 0 |
| Gambling Offenses | 0 | 0 | | 0.0 | 0 | 0 |
| Pornography | 2 | 3 | 50.0% | 0.3 | 1 | 0 |
| Prostitution Offenses | 0 | 0 | | 0.0 | 0 | 0 |
| Weapon Law Violations | 14 | 8 | -42.9% | 0.8 | 0 | 0 |
| Grand Total | 790 | 716 | -9.4% | 69.2 | 232 | 130 |

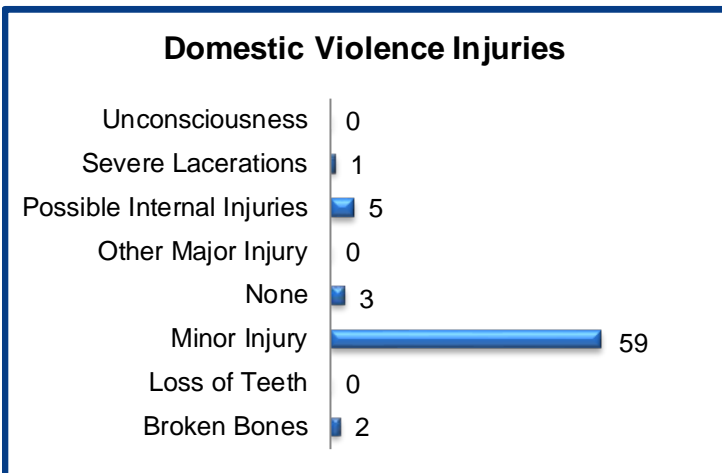
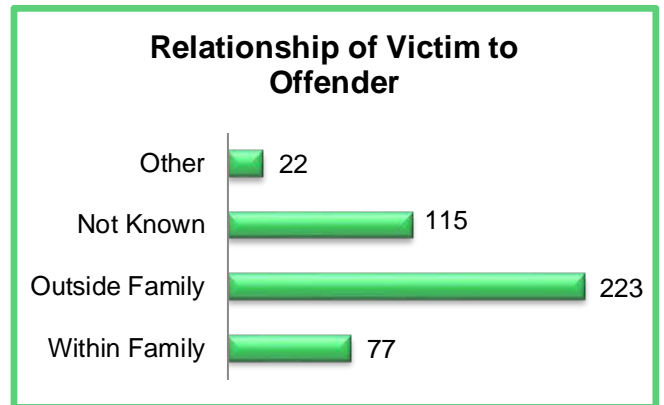
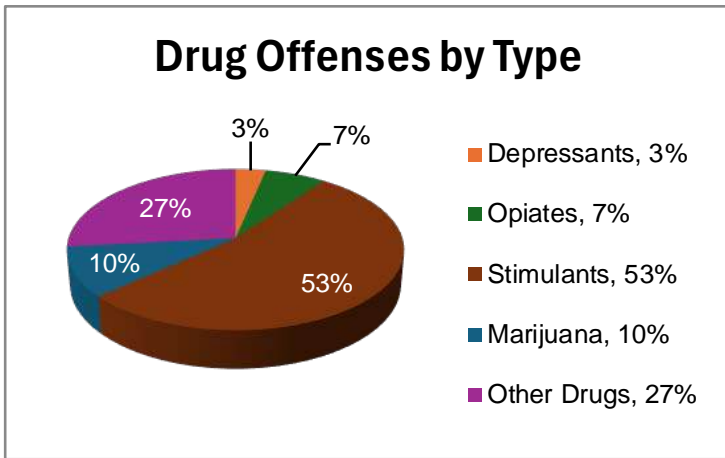
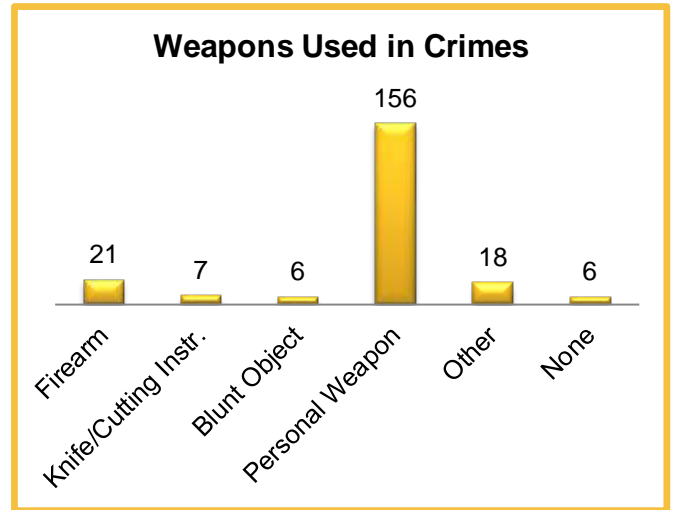
2024 Washington NIBRS Submission Agencies

Shelton PD

Continued

2024 Group B Arrests

| Offense | Adult | Juvenile |
|-----------------------|------------|----------|
| Bad Checks | 0 | 0 |
| Curfew/Vagrancy | 0 | 0 |
| Disorderly Conduct | 6 | 0 |
| Drunkenness | 0 | 0 |
| DUI | 49 | 1 |
| Family Offenses | 0 | 0 |
| Liquor Law Violations | 1 | 0 |
| Peeping Tom | 0 | 0 |
| Trespass | 44 | 0 |
| All Other Offenses | 121 | 6 |
| Total | 221 | 7 |



2024 Property Values by Type

| Type | Value |
|----------------------|-----------|
| Seized | \$100 |
| Burned | \$600 |
| Counterfeited/Forged | \$168,431 |
| Destroyed/Damaged | \$170,610 |
| Recovered | \$277,542 |
| Stolen | \$802,529 |

2024 Washington NIBRS Submission Agencies

Okanogan SO

Okanogan County

Population: 31,530
Months Reported: 12

Offense Overview

Offense Total 675
of Cleared Offense 230
Percent Cleared 34.1%

Group A Arrest Overview

Arrest Total 195
Adult Arrest Total 178
Juvenile Arrest Total 17

| Group A Offenses | Reported 2023 | Reported 2024 | % of Change | Crime Rate per 1,000 | Total Arrests | DV Offense Totals |
|----------------------------------|---------------|---------------|-------------|----------------------|---------------|-------------------|
| Murder | 6 | 2 | -66.7% | 0.1 | 2 | 2 |
| Manslaughter | 0 | 0 | | 0.0 | 0 | 0 |
| Rape | 7 | 2 | -71.4% | 0.1 | 2 | 1 |
| Sodomy | 0 | 0 | | 0.0 | 0 | 0 |
| Sexual Assault w/Object | 0 | 0 | | 0.0 | 0 | 0 |
| Fondling | 4 | 5 | 25.0% | 0.2 | 2 | 4 |
| Aggravated Assault | 34 | 33 | -2.9% | 1.0 | 23 | 17 |
| Simple Assault | 135 | 136 | 0.7% | 4.3 | 89 | 87 |
| Intimidation | 23 | 29 | 26.1% | 0.9 | 0 | 1 |
| Kidnapping | 9 | 3 | -66.7% | 0.1 | 3 | 3 |
| Incest | 0 | 0 | | 0.0 | 0 | 0 |
| Statutory Rape | 0 | 0 | | 0.0 | 0 | 0 |
| Human Trafficking Offenses | 0 | 0 | | 0.0 | 0 | 0 |
| Violation of No Contact/Protect. | 0 | 1 | | 0.0 | 0 | 1 |
| Robbery | 6 | 3 | -50.0% | 0.1 | 3 | 3 |
| Burglary | 69 | 89 | 29.0% | 2.8 | 19 | 6 |
| Larceny-Theft Offenses | 145 | 140 | -3.4% | 4.4 | 9 | 2 |
| Motor Vehicle Theft | 29 | 44 | 51.7% | 1.4 | 3 | 3 |
| Arson | 2 | 2 | 0.0% | 0.1 | 2 | 0 |
| Destruction of Property | 142 | 132 | -7.0% | 4.2 | 26 | 30 |
| Counterfeiting/Forgery | 4 | 2 | -50.0% | 0.1 | 0 | 0 |
| Fraud Offenses | 27 | 18 | -33.3% | 0.6 | 0 | 0 |
| Embezzlement | 0 | 0 | | 0.0 | 0 | 0 |
| Extortion/Blackmail | 0 | 0 | | 0.0 | 0 | 0 |
| Bribery | 0 | 0 | | 0.0 | 0 | 0 |
| Stolen Property Offenses | 4 | 4 | 0.0% | 0.1 | 3 | 0 |
| Animal Cruelty | 2 | 5 | 150.0% | 0.2 | 1 | 0 |
| Drug/Narcotic Violations | 10 | 3 | -70.0% | 0.1 | 1 | 0 |
| Drug Equipment Violations | 2 | 1 | -50.0% | 0.0 | 0 | 0 |
| Gambling Offenses | 0 | 0 | | 0.0 | 0 | 0 |
| Pornography | 0 | 0 | | 0.0 | 0 | 0 |
| Prostitution Offenses | 0 | 1 | | 0.0 | 1 | 0 |
| Weapon Law Violations | 15 | 20 | 33.3% | 0.6 | 6 | 0 |
| Grand Total | 675 | 675 | 0.0% | 21.4 | 195 | 160 |

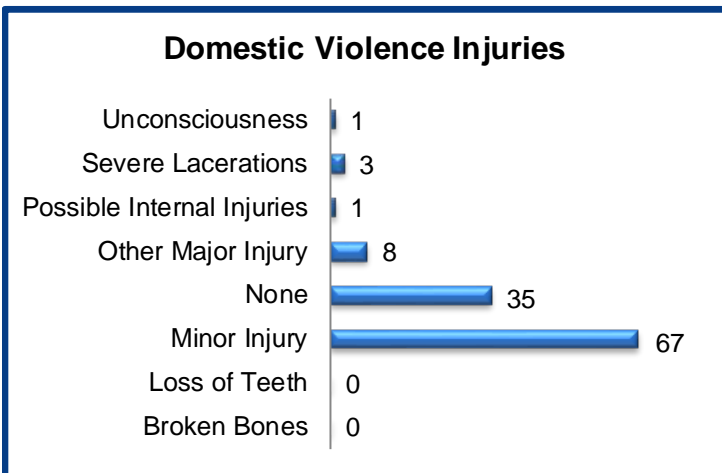
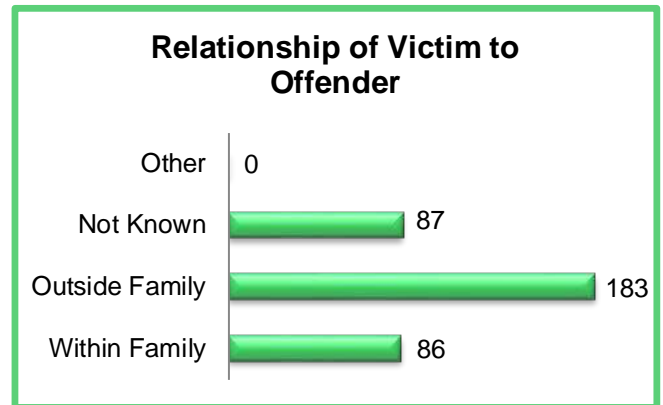
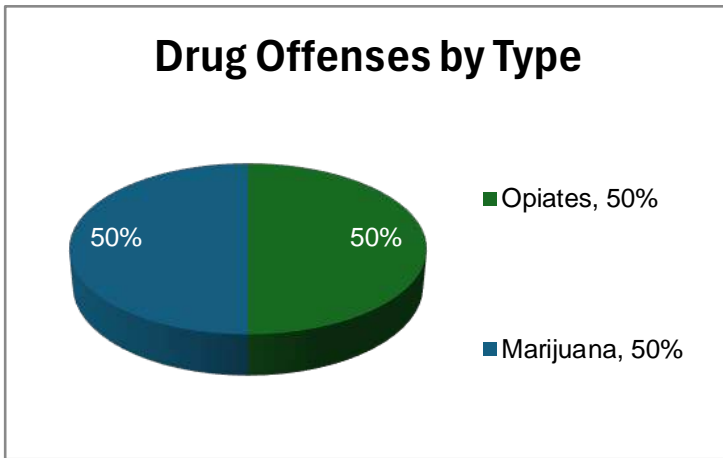
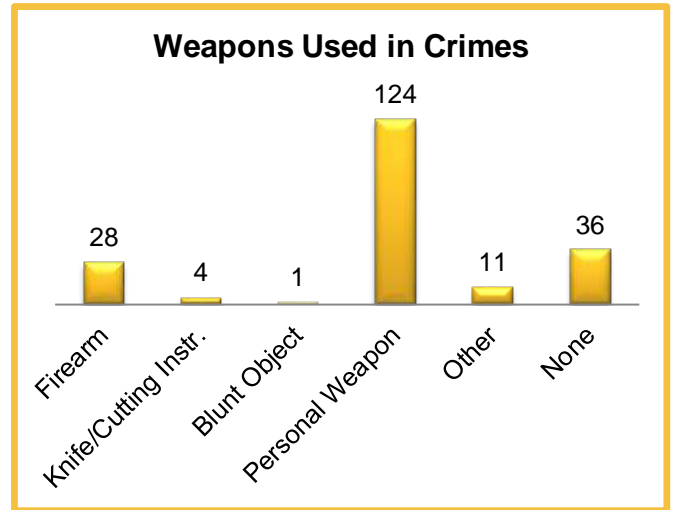
2024 Washington NIBRS Submission Agencies

Okanogan SO

Continued

2024 Group B Arrests

| Offense | Adult | Juvenile |
|-----------------------|------------|----------|
| Bad Checks | 0 | 0 |
| Curfew/Vagrancy | 0 | 0 |
| Disorderly Conduct | 3 | 0 |
| Drunkenness | 0 | 0 |
| DUI | 23 | 0 |
| Family Offenses | 0 | 0 |
| Liquor Law Violations | 0 | 0 |
| Peeping Tom | 0 | 0 |
| Trespass | 11 | 2 |
| All Other Offenses | 135 | 3 |
| Total | 172 | 5 |



2024 Property Values by Type

| Type | Value |
|----------------------|-----------|
| Seized | \$0 |
| Burned | \$0 |
| Counterfeited/Forged | \$0 |
| Destroyed/Damaged | \$125,428 |
| Recovered | \$139,932 |
| Stolen | \$687,229 |

2024 Washington NIBRS Submission Agencies

Brewster PD

Okanogan County

Population: 1,995
Months Reported: 11

Offense Overview

Offense Total 78
of Cleared Offense 8
Percent Cleared 10.3%

Group A Arrest Overview

Arrest Total 6
Adult Arrest Total 6
Juvenile Arrest Total 0

| Group A Offenses | Reported 2023 | Reported 2024 | % of Change* | Crime Rate per 1,000 | Total Arrests | DV Offense Totals |
|----------------------------------|---------------|---------------|--------------|----------------------|---------------|-------------------|
| Murder | 0 | 0 | | 0.0 | 0 | 0 |
| Manslaughter | 0 | 0 | | 0.0 | 0 | 0 |
| Rape | 0 | 0 | | 0.0 | 0 | 0 |
| Sodomy | 0 | 0 | | 0.0 | 0 | 0 |
| Sexual Assault w/Object | 0 | 0 | | 0.0 | 0 | 0 |
| Fondling | 1 | 0 | | 0.0 | 0 | 0 |
| Aggravated Assault | 3 | 0 | | 0.0 | 0 | 0 |
| Simple Assault | 24 | 14 | | 7.0 | 4 | 6 |
| Intimidation | 2 | 10 | | 5.0 | 0 | 0 |
| Kidnapping | 0 | 0 | | 0.0 | 0 | 0 |
| Incest | 0 | 0 | | 0.0 | 0 | 0 |
| Statutory Rape | 0 | 0 | | 0.0 | 0 | 0 |
| Human Trafficking Offenses | 0 | 0 | | 0.0 | 0 | 0 |
| Violation of No Contact/Protect. | 0 | 0 | | 0.0 | 0 | 0 |
| Robbery | 0 | 0 | | 0.0 | 0 | 0 |
| Burglary | 6 | 1 | | 0.5 | 0 | 0 |
| Larceny-Theft Offenses | 17 | 9 | | 4.5 | 0 | 0 |
| Motor Vehicle Theft | 6 | 2 | | 1.0 | 0 | 0 |
| Arson | 0 | 0 | | 0.0 | 0 | 0 |
| Destruction of Property | 18 | 37 | | 18.5 | 1 | 1 |
| Counterfeiting/Forgery | 1 | 0 | | 0.0 | 0 | 0 |
| Fraud Offenses | 3 | 2 | | 1.0 | 0 | 0 |
| Embezzlement | 0 | 0 | | 0.0 | 0 | 0 |
| Extortion/Blackmail | 0 | 0 | | 0.0 | 0 | 0 |
| Bribery | 0 | 0 | | 0.0 | 0 | 0 |
| Stolen Property Offenses | 0 | 0 | | 0.0 | 0 | 0 |
| Animal Cruelty | 0 | 0 | | 0.0 | 0 | 0 |
| Drug/Narcotic Violations | 0 | 2 | | 1.0 | 1 | 0 |
| Drug Equipment Violations | 0 | 0 | | 0.0 | 0 | 0 |
| Gambling Offenses | 0 | 0 | | 0.0 | 0 | 0 |
| Pornography | 0 | 0 | | 0.0 | 0 | 0 |
| Prostitution Offenses | 0 | 0 | | 0.0 | 0 | 0 |
| Weapon Law Violations | 1 | 1 | | 0.5 | 0 | 0 |
| Grand Total | 82 | 78 | | 39.1 | 6 | 7 |

* Please see #10 in the NIBRS Individual Agency Page Table Legend.

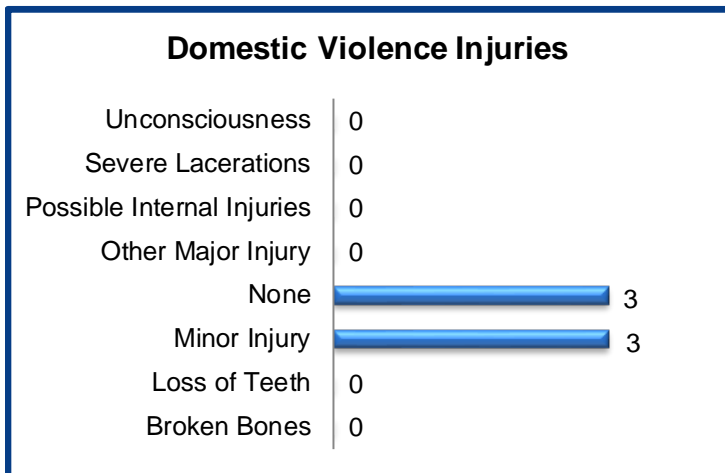
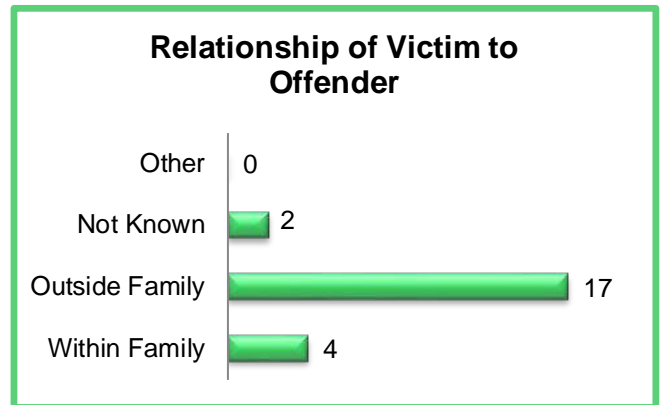
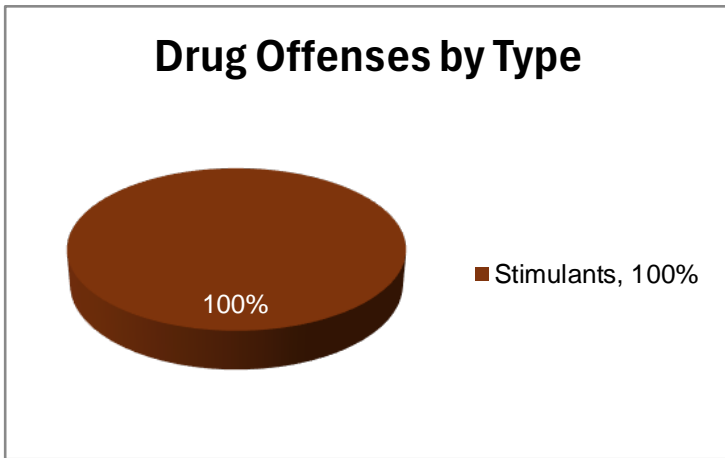
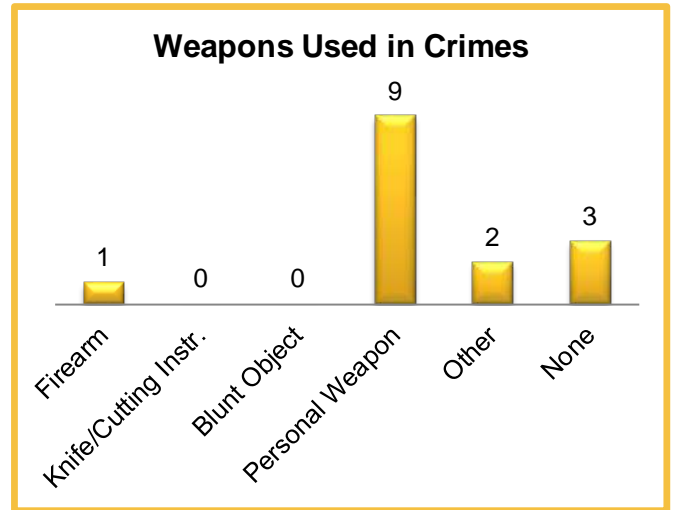
2024 Washington NIBRS Submission Agencies

Brewster PD

Continued

2024 Group B Arrests

| Offense | Adult | Juvenile |
|-----------------------|----------|----------|
| Bad Checks | 0 | 0 |
| Curfew/Vagrancy | 0 | 0 |
| Disorderly Conduct | 0 | 0 |
| Drunkenness | 0 | 0 |
| DUI | 1 | 0 |
| Family Offenses | 0 | 0 |
| Liquor Law Violations | 0 | 0 |
| Peeping Tom | 0 | 0 |
| Trespass | 1 | 0 |
| All Other Offenses | 3 | 0 |
| Total | 5 | 0 |



2024 Property Values by Type

| Type | Value |
|----------------------|----------|
| Seized | \$0 |
| Burned | \$0 |
| Counterfeited/Forged | \$0 |
| Destroyed/Damaged | \$16,139 |
| Recovered | \$2,723 |
| Stolen | \$15,253 |

2024 Washington NIBRS Submission Agencies

Coulee Dam PD

Okanogan County

Population: 1,210
Months Reported: 12

Offense Overview

Offense Total 39
of Cleared Offense 0
Percent Cleared 0.0%

Group A Arrest Overview

Arrest Total 0
Adult Arrest Total 0
Juvenile Arrest Total 0

| Group A Offenses | Reported 2023 | Reported 2024 | % of Change | Crime Rate per 1,000 | Total Arrests | DV Offense Totals |
|----------------------------------|---------------|---------------|---------------|----------------------|---------------|-------------------|
| Murder | 0 | 0 | | 0.0 | 0 | 0 |
| Manslaughter | 0 | 0 | | 0.0 | 0 | 0 |
| Rape | 0 | 0 | | 0.0 | 0 | 0 |
| Sodomy | 0 | 0 | | 0.0 | 0 | 0 |
| Sexual Assault w/Object | 0 | 0 | | 0.0 | 0 | 0 |
| Fondling | 0 | 0 | | 0.0 | 0 | 0 |
| Aggravated Assault | 2 | 0 | -100.0% | 0.0 | 0 | 0 |
| Simple Assault | 21 | 9 | -57.1% | 7.4 | 0 | 7 |
| Intimidation | 0 | 0 | | 0.0 | 0 | 0 |
| Kidnapping | 0 | 0 | | 0.0 | 0 | 0 |
| Incest | 0 | 0 | | 0.0 | 0 | 0 |
| Statutory Rape | 0 | 0 | | 0.0 | 0 | 0 |
| Human Trafficking Offenses | 0 | 0 | | 0.0 | 0 | 0 |
| Violation of No Contact/Protect. | 0 | 0 | | 0.0 | 0 | 0 |
| Robbery | 0 | 0 | | 0.0 | 0 | 0 |
| Burglary | 13 | 7 | -46.2% | 5.8 | 0 | 1 |
| Larceny-Theft Offenses | 20 | 20 | 0.0% | 16.5 | 0 | 0 |
| Motor Vehicle Theft | 2 | 1 | -50.0% | 0.8 | 0 | 0 |
| Arson | 0 | 0 | | 0.0 | 0 | 0 |
| Destruction of Property | 8 | 2 | -75.0% | 1.7 | 0 | 1 |
| Counterfeiting/Forgery | 0 | 0 | | 0.0 | 0 | 0 |
| Fraud Offenses | 0 | 0 | | 0.0 | 0 | 0 |
| Embezzlement | 0 | 0 | | 0.0 | 0 | 0 |
| Extortion/Blackmail | 0 | 0 | | 0.0 | 0 | 0 |
| Bribery | 0 | 0 | | 0.0 | 0 | 0 |
| Stolen Property Offenses | 0 | 0 | | 0.0 | 0 | 0 |
| Animal Cruelty | 0 | 0 | | 0.0 | 0 | 0 |
| Drug/Narcotic Violations | 0 | 0 | | 0.0 | 0 | 0 |
| Drug Equipment Violations | 0 | 0 | | 0.0 | 0 | 0 |
| Gambling Offenses | 0 | 0 | | 0.0 | 0 | 0 |
| Pornography | 0 | 0 | | 0.0 | 0 | 0 |
| Prostitution Offenses | 0 | 0 | | 0.0 | 0 | 0 |
| Weapon Law Violations | 0 | 0 | | 0.0 | 0 | 0 |
| Grand Total | 66 | 39 | -40.9% | 32.2 | 0 | 9 |

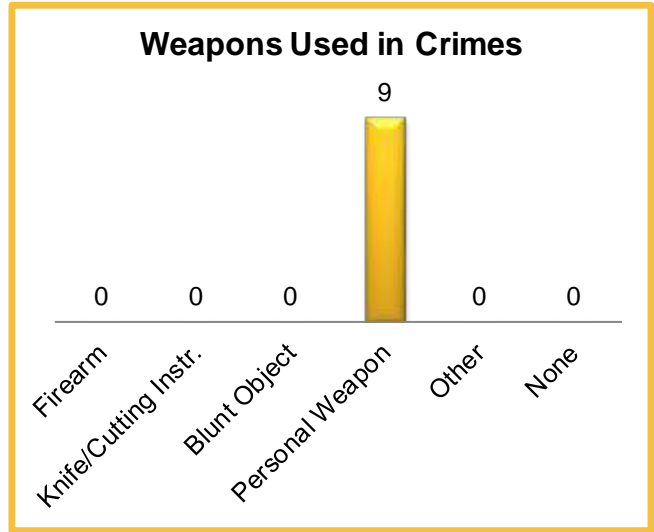
2024 Washington NIBRS Submission Agencies

Coulee Dam PD

Continued

2024 Group B Arrests

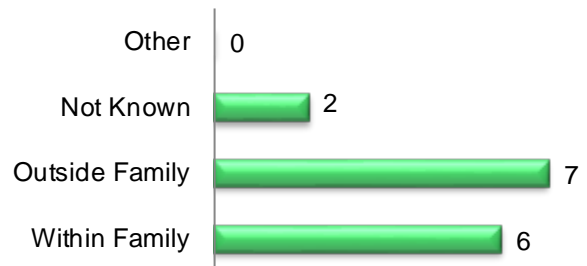
| Offense | Adult | Juvenile |
|-----------------------|----------|----------|
| Bad Checks | 0 | 0 |
| Curfew/Vagrancy | 0 | 0 |
| Disorderly Conduct | 0 | 0 |
| Drunkenness | 0 | 0 |
| DUI | 0 | 0 |
| Family Offenses | 0 | 0 |
| Liquor Law Violations | 0 | 0 |
| Peeping Tom | 0 | 0 |
| Trespass | 0 | 0 |
| All Other Offenses | 0 | 0 |
| Total | 0 | 0 |



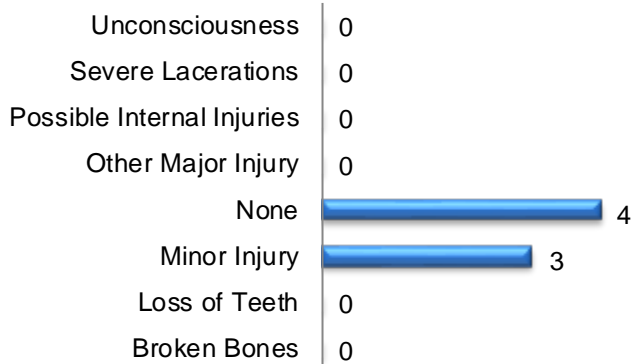
Drug Offenses by Type

No Drug Offenses by Type Reported

Relationship of Victim to Offender



Domestic Violence Injuries



2024 Property Values by Type

| Type | Value |
|----------------------|----------|
| Seized | \$0 |
| Burned | \$0 |
| Counterfeited/Forged | \$0 |
| Destroyed/Damaged | \$220 |
| Recovered | \$0 |
| Stolen | \$38,525 |

2024 Washington NIBRS Submission Agencies

Omak PD

Okanogan County

Population: 4,980
Months Reported: 9

Offense Overview

Offense Total 134
of Cleared Offense 44
Percent Cleared 32.8%

Group A Arrest Overview

Arrest Total 42
Adult Arrest Total 42
Juvenile Arrest Total 0

| Group A Offenses | Reported 2023 | Reported 2024 | % of Change* | Crime Rate per 1,000 | Total Arrests | DV Offense Totals |
|----------------------------------|---------------|---------------|--------------|----------------------|---------------|-------------------|
| Murder | 0 | 0 | | 0.0 | 0 | 0 |
| Manslaughter | 0 | 0 | | 0.0 | 0 | 0 |
| Rape | 0 | 2 | | 0.4 | 1 | 1 |
| Sodomy | 0 | 0 | | 0.0 | 0 | 0 |
| Sexual Assault w/Object | 0 | 0 | | 0.0 | 0 | 0 |
| Fondling | 0 | 0 | | 0.0 | 0 | 0 |
| Aggravated Assault | 0 | 2 | | 0.4 | 2 | 0 |
| Simple Assault | 0 | 20 | | 4.0 | 6 | 7 |
| Intimidation | 0 | 5 | | 1.0 | 0 | 0 |
| Kidnapping | 0 | 0 | | 0.0 | 0 | 0 |
| Incest | 0 | 0 | | 0.0 | 0 | 0 |
| Statutory Rape | 0 | 0 | | 0.0 | 0 | 0 |
| Human Trafficking Offenses | 0 | 0 | | 0.0 | 0 | 0 |
| Violation of No Contact/Protect. | 0 | 1 | | 0.2 | 0 | 1 |
| Robbery | 0 | 0 | | 0.0 | 0 | 0 |
| Burglary | 0 | 27 | | 5.4 | 14 | 1 |
| Larceny-Theft Offenses | 0 | 58 | | 11.6 | 12 | 0 |
| Motor Vehicle Theft | 0 | 6 | | 1.2 | 0 | 1 |
| Arson | 0 | 0 | | 0.0 | 0 | 0 |
| Destruction of Property | 0 | 0 | | 0.0 | 1 | 5 |
| Counterfeiting/Forgery | 0 | 1 | | 0.2 | 0 | 0 |
| Fraud Offenses | 0 | 5 | | 1.0 | 0 | 0 |
| Embezzlement | 0 | 0 | | 0.0 | 0 | 0 |
| Extortion/Blackmail | 0 | 0 | | 0.0 | 0 | 0 |
| Bribery | 0 | 0 | | 0.0 | 0 | 0 |
| Stolen Property Offenses | 0 | 1 | | 0.2 | 1 | 0 |
| Animal Cruelty | 0 | 1 | | 0.2 | 0 | 0 |
| Drug/Narcotic Violations | 0 | 4 | | 0.8 | 3 | 0 |
| Drug Equipment Violations | 0 | 0 | | 0.0 | 0 | 0 |
| Gambling Offenses | 0 | 0 | | 0.0 | 0 | 0 |
| Pornography | 0 | 0 | | 0.0 | 0 | 0 |
| Prostitution Offenses | 0 | 0 | | 0.0 | 0 | 0 |
| Weapon Law Violations | 0 | 1 | | 0.2 | 2 | 0 |
| Grand Total | 0 | 134 | | 26.9 | 42 | 16 |

* Please see #10 in the NIBRS Individual Agency Page Table Legend.

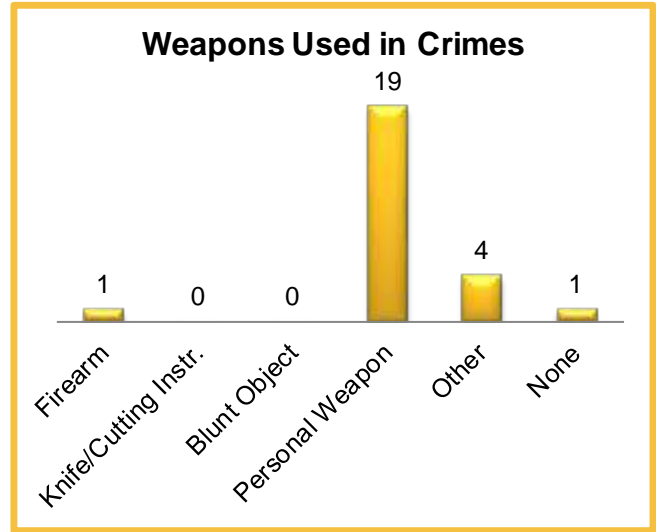
2024 Washington NIBRS Submission Agencies

Omak PD

Continued

2024 Group B Arrests

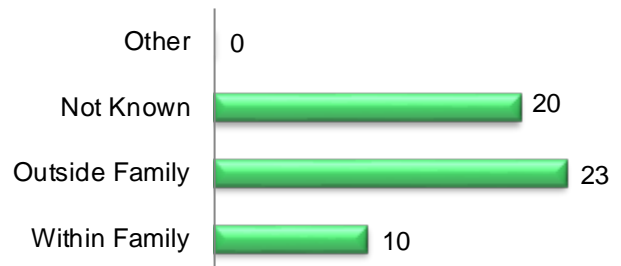
| Offense | Adult | Juvenile |
|-----------------------|----------|----------|
| Bad Checks | 0 | 0 |
| Curfew/Vagrancy | 0 | 0 |
| Disorderly Conduct | 1 | 0 |
| Drunkenness | 0 | 0 |
| DUI | 2 | 0 |
| Family Offenses | 0 | 0 |
| Liquor Law Violations | 0 | 0 |
| Peeping Tom | 0 | 0 |
| Trespass | 2 | 0 |
| All Other Offenses | 4 | 0 |
| Total | 9 | 0 |



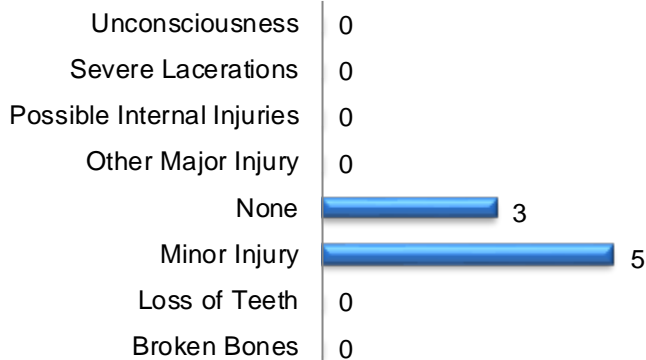
Drug Offenses by Type

No Drug Offenses by Type Reported

Relationship of Victim to Offender



Domestic Violence Injuries



2024 Property Values by Type

| Type | Value |
|----------------------|-----------|
| Seized | \$0 |
| Burned | \$0 |
| Counterfeited/Forged | \$0 |
| Destroyed/Damaged | \$11,529 |
| Recovered | \$17,932 |
| Stolen | \$217,779 |

2024 Washington NIBRS Submission Agencies

Pacific SO

Pacific County

Population: 16,185
Months Reported: 12

Offense Overview

Offense Total 170
of Cleared Offense 27
Percent Cleared 15.9%

Group A Arrest Overview

Arrest Total 18
Adult Arrest Total 18
Juvenile Arrest Total 0

| Group A Offenses | Reported 2023 | Reported 2024 | % of Change* | Crime Rate per 1,000 | Total Arrests | DV Offense Totals |
|----------------------------------|---------------|---------------|--------------|----------------------|---------------|-------------------|
| Murder | 0 | 0 | | 0.0 | 0 | 0 |
| Manslaughter | 0 | 0 | | 0.0 | 0 | 0 |
| Rape | 0 | 2 | | 0.1 | 1 | 1 |
| Sodomy | 0 | 0 | | 0.0 | 0 | 0 |
| Sexual Assault w/Object | 0 | 0 | | 0.0 | 0 | 0 |
| Fondling | 0 | 3 | | 0.2 | 1 | 0 |
| Aggravated Assault | 1 | 5 | | 0.3 | 4 | 3 |
| Simple Assault | 0 | 24 | | 1.5 | 6 | 9 |
| Intimidation | 0 | 0 | | 0.0 | 0 | 0 |
| Kidnapping | 0 | 3 | | 0.2 | 0 | 2 |
| Incest | 0 | 0 | | 0.0 | 0 | 0 |
| Statutory Rape | 0 | 2 | | 0.1 | 0 | 0 |
| Human Trafficking Offenses | 0 | 0 | | 0.0 | 0 | 0 |
| Violation of No Contact/Protect. | 0 | 0 | | 0.0 | 0 | 0 |
| Robbery | 0 | 0 | | 0.0 | 0 | 0 |
| Burglary | 1 | 14 | | 0.9 | 2 | 0 |
| Larceny-Theft Offenses | 0 | 37 | | 2.3 | 1 | 0 |
| Motor Vehicle Theft | 0 | 2 | | 0.1 | 0 | 0 |
| Arson | 0 | 0 | | 0.0 | 0 | 0 |
| Destruction of Property | 0 | 28 | | 1.7 | 2 | 4 |
| Counterfeiting/Forgery | 0 | 2 | | 0.1 | 0 | 0 |
| Fraud Offenses | 1 | 28 | | 1.7 | 1 | 0 |
| Embezzlement | 0 | 1 | | 0.1 | 0 | 0 |
| Extortion/Blackmail | 0 | 1 | | 0.1 | 0 | 0 |
| Bribery | 0 | 0 | | 0.0 | 0 | 0 |
| Stolen Property Offenses | 0 | 1 | | 0.1 | 0 | 0 |
| Animal Cruelty | 0 | 0 | | 0.0 | 0 | 0 |
| Drug/Narcotic Violations | 0 | 0 | | 0.0 | 0 | 0 |
| Drug Equipment Violations | 0 | 1 | | 0.1 | 0 | 0 |
| Gambling Offenses | 0 | 0 | | 0.0 | 0 | 0 |
| Pornography | 0 | 0 | | 0.0 | 0 | 0 |
| Prostitution Offenses | 0 | 0 | | 0.0 | 0 | 0 |
| Weapon Law Violations | 0 | 16 | | 1.0 | 0 | 0 |
| Grand Total | 3 | 170 | | 10.5 | 18 | 19 |

* Please see #10 in the NIBRS Individual Agency Page Table Legend.

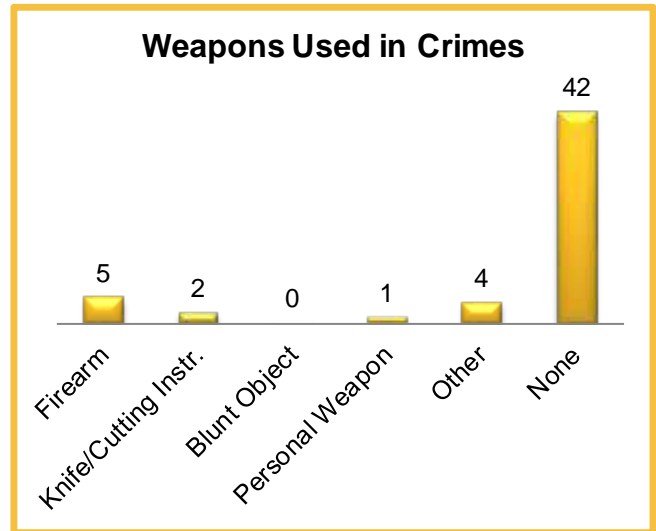
2024 Washington NIBRS Submission Agencies

Pacific SO

Continued

2024 Group B Arrests

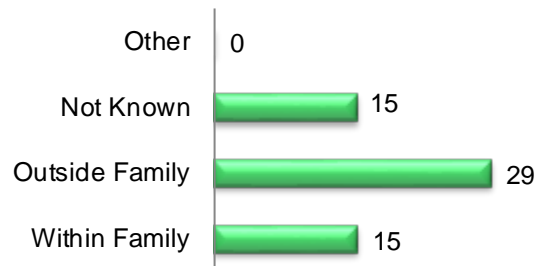
| Offense | Adult | Juvenile |
|-----------------------|-----------|----------|
| Bad Checks | 0 | 0 |
| Curfew/Vagrancy | 0 | 0 |
| Disorderly Conduct | 1 | 0 |
| Drunkenness | 0 | 0 |
| DUI | 9 | 0 |
| Family Offenses | 0 | 0 |
| Liquor Law Violations | 0 | 0 |
| Peeping Tom | 0 | 0 |
| Trespass | 1 | 0 |
| All Other Offenses | 11 | 0 |
| Total | 22 | 0 |



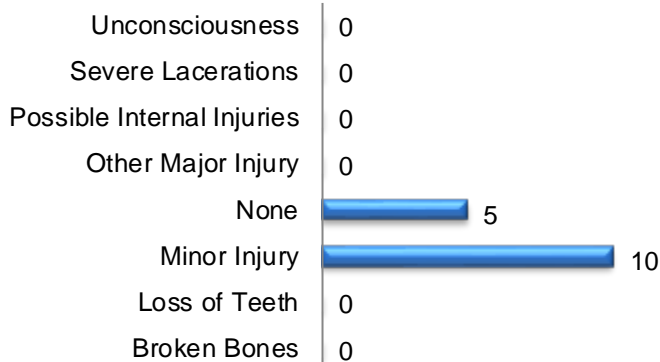
Drug Offenses by Type

No Drug Offenses by Type Reported

Relationship of Victim to Offender



Domestic Violence Injuries



2024 Property Values by Type

| Type | Value |
|----------------------|-----------|
| Seized | \$0 |
| Burned | \$0 |
| Counterfeited/Forged | \$761 |
| Destroyed/Damaged | \$5,631 |
| Recovered | \$3,200 |
| Stolen | \$469,375 |

2024 Washington NIBRS Submission Agencies

Ilwaco PD

Pacific County

Population: 1,115
Months Reported: 11

Offense Overview

Offense Total 17
of Cleared Offense 16
Percent Cleared 94.1%

Group A Arrest Overview

Arrest Total 15
Adult Arrest Total 14
Juvenile Arrest Total 1

| Group A Offenses | Reported 2023 | Reported 2024 | % of Change* | Crime Rate per 1,000 | Total Arrests | DV Offense Totals |
|----------------------------------|---------------|---------------|--------------|----------------------|---------------|-------------------|
| Murder | 0 | 0 | | 0.0 | 0 | 0 |
| Manslaughter | 0 | 0 | | 0.0 | 0 | 0 |
| Rape | 0 | 0 | | 0.0 | 0 | 0 |
| Sodomy | 0 | 0 | | 0.0 | 0 | 0 |
| Sexual Assault w/Object | 0 | 0 | | 0.0 | 0 | 0 |
| Fondling | 0 | 0 | | 0.0 | 0 | 0 |
| Aggravated Assault | 2 | 2 | | 1.8 | 3 | 1 |
| Simple Assault | 6 | 10 | | 9.0 | 9 | 5 |
| Intimidation | 0 | 0 | | 0.0 | 0 | 0 |
| Kidnapping | 0 | 0 | | 0.0 | 0 | 0 |
| Incest | 0 | 0 | | 0.0 | 0 | 0 |
| Statutory Rape | 0 | 0 | | 0.0 | 0 | 0 |
| Human Trafficking Offenses | 0 | 0 | | 0.0 | 0 | 0 |
| Violation of No Contact/Protect. | 0 | 0 | | 0.0 | 0 | 0 |
| Robbery | 1 | 0 | | 0.0 | 0 | 0 |
| Burglary | 1 | 1 | | 0.9 | 1 | 0 |
| Larceny-Theft Offenses | 3 | 3 | | 2.7 | 1 | 0 |
| Motor Vehicle Theft | 2 | 1 | | 0.9 | 0 | 0 |
| Arson | 0 | 0 | | 0.0 | 0 | 0 |
| Destruction of Property | 3 | 0 | | 0.0 | 0 | 0 |
| Counterfeiting/Forgery | 0 | 0 | | 0.0 | 0 | 0 |
| Fraud Offenses | 0 | 0 | | 0.0 | 0 | 0 |
| Embezzlement | 0 | 0 | | 0.0 | 0 | 0 |
| Extortion/Blackmail | 0 | 0 | | 0.0 | 0 | 0 |
| Bribery | 0 | 0 | | 0.0 | 0 | 0 |
| Stolen Property Offenses | 1 | 0 | | 0.0 | 1 | 0 |
| Animal Cruelty | 0 | 0 | | 0.0 | 0 | 0 |
| Drug/Narcotic Violations | 0 | 0 | | 0.0 | 0 | 0 |
| Drug Equipment Violations | 0 | 0 | | 0.0 | 0 | 0 |
| Gambling Offenses | 0 | 0 | | 0.0 | 0 | 0 |
| Pornography | 0 | 0 | | 0.0 | 0 | 0 |
| Prostitution Offenses | 0 | 0 | | 0.0 | 0 | 0 |
| Weapon Law Violations | 0 | 0 | | 0.0 | 0 | 0 |
| Grand Total | 19 | 17 | | 15.2 | 15 | 6 |

* Please see #10 in the NIBRS Individual Agency Page Table Legend.

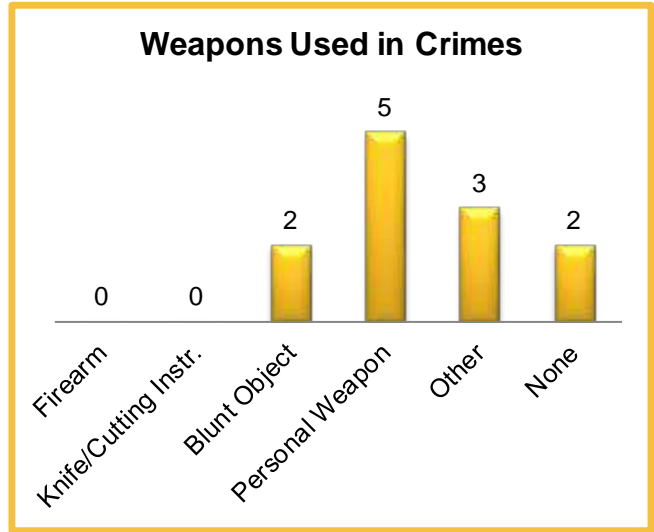
2024 Washington NIBRS Submission Agencies

Ilwaco PD

Continued

2024 Group B Arrests

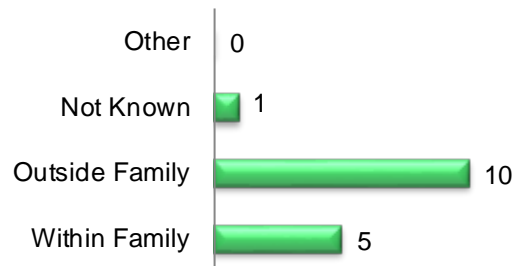
| Offense | Adult | Juvenile |
|-----------------------|----------|----------|
| Bad Checks | 0 | 0 |
| Curfew/Vagrancy | 0 | 0 |
| Disorderly Conduct | 0 | 1 |
| Drunkenness | 0 | 0 |
| DUI | 0 | 0 |
| Family Offenses | 0 | 0 |
| Liquor Law Violations | 0 | 0 |
| Peeping Tom | 0 | 0 |
| Trespass | 7 | 0 |
| All Other Offenses | 1 | 1 |
| Total | 8 | 2 |



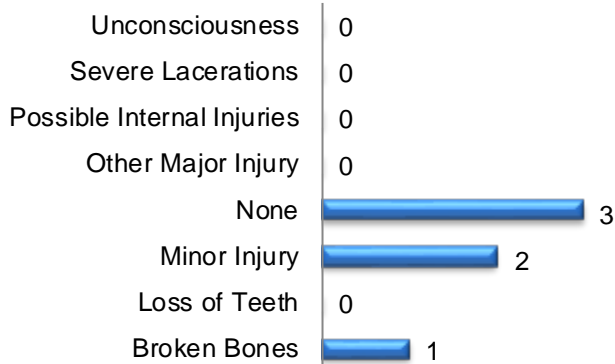
Drug Offenses by Type

No Drug Offenses by Type Reported

Relationship of Victim to Offender



Domestic Violence Injuries



2024 Property Values by Type

| Type | Value |
|----------------------|---------|
| Seized | \$0 |
| Burned | \$0 |
| Counterfeited/Forged | \$0 |
| Destroyed/Damaged | \$0 |
| Recovered | \$7,971 |
| Stolen | \$9,676 |

2024 Washington NIBRS Submission Agencies

Long Beach PD

Pacific County

Population: 1,745
Months Reported: 12

Offense Overview

Offense Total 40
of Cleared Offense 29
Percent Cleared 72.5%

Group A Arrest Overview

Arrest Total 27
Adult Arrest Total 26
Juvenile Arrest Total 1

| Group A Offenses | Reported 2023 | Reported 2024 | % of Change | Crime Rate per 1,000 | Total Arrests | DV Offense Totals |
|----------------------------------|---------------|---------------|--------------|----------------------|---------------|-------------------|
| Murder | 0 | 0 | | 0.0 | 0 | 0 |
| Manslaughter | 0 | 0 | | 0.0 | 0 | 0 |
| Rape | 0 | 0 | | 0.0 | 0 | 0 |
| Sodomy | 0 | 0 | | 0.0 | 0 | 0 |
| Sexual Assault w/Object | 0 | 0 | | 0.0 | 0 | 0 |
| Fondling | 0 | 0 | | 0.0 | 0 | 0 |
| Aggravated Assault | 0 | 4 | | 2.3 | 3 | 0 |
| Simple Assault | 10 | 14 | 40.0% | 8.0 | 13 | 9 |
| Intimidation | 0 | 0 | | 0.0 | 0 | 0 |
| Kidnapping | 0 | 0 | | 0.0 | 0 | 0 |
| Incest | 0 | 0 | | 0.0 | 0 | 0 |
| Statutory Rape | 0 | 1 | | 0.6 | 1 | 0 |
| Human Trafficking Offenses | 0 | 0 | | 0.0 | 0 | 0 |
| Violation of No Contact/Protect. | 1 | 5 | 400.0% | 2.9 | 4 | 1 |
| Robbery | 0 | 0 | | 0.0 | 0 | 0 |
| Burglary | 7 | 3 | -57.1% | 1.7 | 1 | 1 |
| Larceny-Theft Offenses | 10 | 8 | -20.0% | 4.6 | 2 | 0 |
| Motor Vehicle Theft | 2 | 2 | 0.0% | 1.1 | 2 | 0 |
| Arson | 0 | 0 | | 0.0 | 0 | 0 |
| Destruction of Property | 4 | 2 | -50.0% | 1.1 | 1 | 0 |
| Counterfeiting/Forgery | 0 | 1 | | 0.6 | 0 | 0 |
| Fraud Offenses | 0 | 0 | | 0.0 | 0 | 0 |
| Embezzlement | 0 | 0 | | 0.0 | 0 | 0 |
| Extortion/Blackmail | 0 | 0 | | 0.0 | 0 | 0 |
| Bribery | 0 | 0 | | 0.0 | 0 | 0 |
| Stolen Property Offenses | 2 | 0 | -100.0% | 0.0 | 0 | 0 |
| Animal Cruelty | 0 | 0 | | 0.0 | 0 | 0 |
| Drug/Narcotic Violations | 0 | 0 | | 0.0 | 0 | 0 |
| Drug Equipment Violations | 0 | 0 | | 0.0 | 0 | 0 |
| Gambling Offenses | 0 | 0 | | 0.0 | 0 | 0 |
| Pornography | 0 | 0 | | 0.0 | 0 | 0 |
| Prostitution Offenses | 0 | 0 | | 0.0 | 0 | 0 |
| Weapon Law Violations | 0 | 0 | | 0.0 | 0 | 0 |
| Grand Total | 36 | 40 | 11.1% | 22.9 | 27 | 11 |

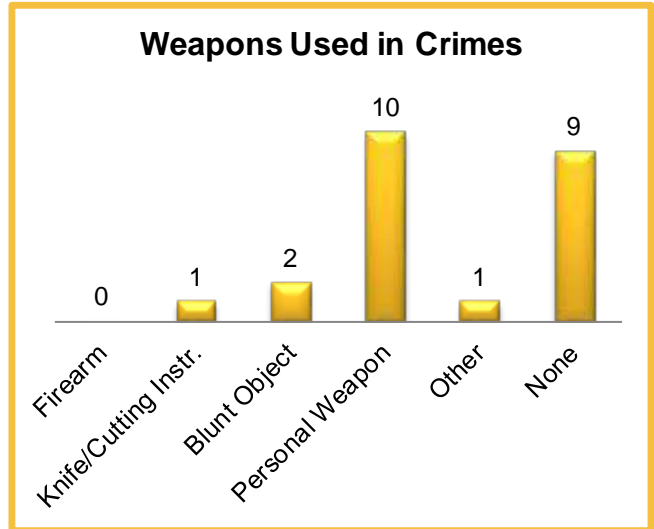
2024 Washington NIBRS Submission Agencies

Long Beach PD

Continued

2024 Group B Arrests

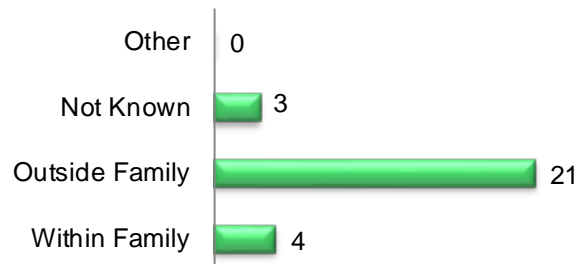
| Offense | Adult | Juvenile |
|-----------------------|-----------|----------|
| Bad Checks | 0 | 0 |
| Curfew/Vagrancy | 0 | 0 |
| Disorderly Conduct | 2 | 0 |
| Drunkenness | 0 | 0 |
| DUI | 2 | 0 |
| Family Offenses | 0 | 0 |
| Liquor Law Violations | 0 | 0 |
| Peeping Tom | 0 | 0 |
| Trespass | 4 | 0 |
| All Other Offenses | 15 | 0 |
| Total | 23 | 0 |



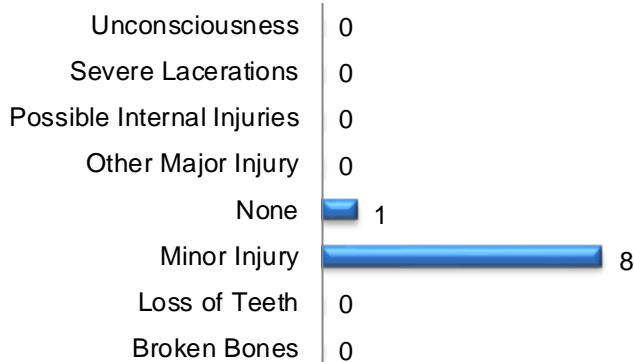
Drug Offenses by Type

No Drug Offenses by Type Reported

Relationship of Victim to Offender



Domestic Violence Injuries



2024 Property Values by Type

| Type | Value |
|----------------------|----------|
| Seized | \$0 |
| Burned | \$0 |
| Counterfeited/Forged | \$1,266 |
| Destroyed/Damaged | \$1,735 |
| Recovered | \$0 |
| Stolen | \$77,467 |

2024 Washington NIBRS Submission Agencies

Raymond PD

Pacific County

Population: 3,160
Months Reported: 12

Offense Overview

Offense Total 56
of Cleared Offense 16
Percent Cleared 28.6%

Group A Arrest Overview

Arrest Total 13
Adult Arrest Total 13
Juvenile Arrest Total 0

| Group A Offenses | Reported 2023 | Reported 2024 | % of Change | Crime Rate per 1,000 | Total Arrests | DV Offense Totals |
|----------------------------------|---------------|---------------|---------------|----------------------|---------------|-------------------|
| Murder | 0 | 0 | | 0.0 | 0 | 0 |
| Manslaughter | 0 | 0 | | 0.0 | 0 | 0 |
| Rape | 0 | 0 | | 0.0 | 0 | 0 |
| Sodomy | 0 | 0 | | 0.0 | 0 | 0 |
| Sexual Assault w/Object | 0 | 0 | | 0.0 | 1 | 0 |
| Fondling | 1 | 2 | 100.0% | 0.6 | 0 | 2 |
| Aggravated Assault | 6 | 1 | -83.3% | 0.3 | 2 | 0 |
| Simple Assault | 16 | 17 | 6.3% | 5.4 | 7 | 15 |
| Intimidation | 0 | 0 | | 0.0 | 0 | 0 |
| Kidnapping | 0 | 0 | | 0.0 | 0 | 0 |
| Incest | 0 | 0 | | 0.0 | 0 | 0 |
| Statutory Rape | 0 | 0 | | 0.0 | 0 | 0 |
| Human Trafficking Offenses | 0 | 0 | | 0.0 | 0 | 0 |
| Violation of No Contact/Protect. | 0 | 0 | | 0.0 | 0 | 0 |
| Robbery | 0 | 0 | | 0.0 | 1 | 0 |
| Burglary | 7 | 4 | -42.9% | 1.3 | 0 | 0 |
| Larceny-Theft Offenses | 28 | 16 | -42.9% | 5.1 | 1 | 0 |
| Motor Vehicle Theft | 11 | 2 | -81.8% | 0.6 | 0 | 1 |
| Arson | 0 | 0 | | 0.0 | 0 | 0 |
| Destruction of Property | 13 | 10 | -23.1% | 3.2 | 1 | 1 |
| Counterfeiting/Forgery | 0 | 0 | | 0.0 | 0 | 0 |
| Fraud Offenses | 0 | 2 | | 0.6 | 0 | 0 |
| Embezzlement | 0 | 1 | | 0.3 | 0 | 0 |
| Extortion/Blackmail | 0 | 0 | | 0.0 | 0 | 0 |
| Bribery | 0 | 0 | | 0.0 | 0 | 0 |
| Stolen Property Offenses | 0 | 0 | | 0.0 | 0 | 0 |
| Animal Cruelty | 0 | 0 | | 0.0 | 0 | 0 |
| Drug/Narcotic Violations | 0 | 0 | | 0.0 | 0 | 0 |
| Drug Equipment Violations | 0 | 0 | | 0.0 | 0 | 0 |
| Gambling Offenses | 0 | 0 | | 0.0 | 0 | 0 |
| Pornography | 0 | 0 | | 0.0 | 0 | 0 |
| Prostitution Offenses | 0 | 0 | | 0.0 | 0 | 0 |
| Weapon Law Violations | 0 | 1 | | 0.3 | 0 | 0 |
| Grand Total | 82 | 56 | -31.7% | 17.7 | 13 | 19 |

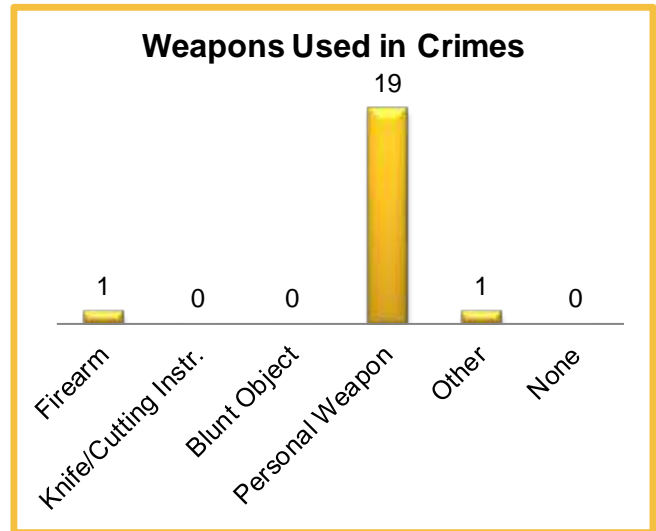
2024 Washington NIBRS Submission Agencies

Raymond PD

Continued

2024 Group B Arrests

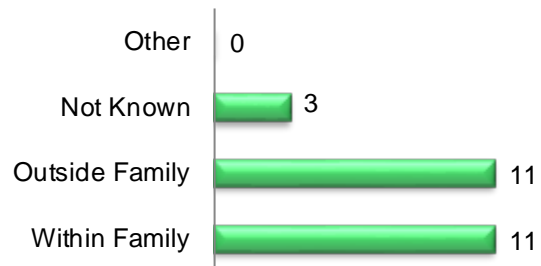
| Offense | Adult | Juvenile |
|-----------------------|----------|----------|
| Bad Checks | 0 | 0 |
| Curfew/Vagrancy | 0 | 0 |
| Disorderly Conduct | 5 | 0 |
| Drunkenness | 0 | 0 |
| DUI | 2 | 0 |
| Family Offenses | 0 | 0 |
| Liquor Law Violations | 0 | 0 |
| Peeping Tom | 0 | 0 |
| Trespass | 1 | 0 |
| All Other Offenses | 0 | 0 |
| Total | 8 | 0 |



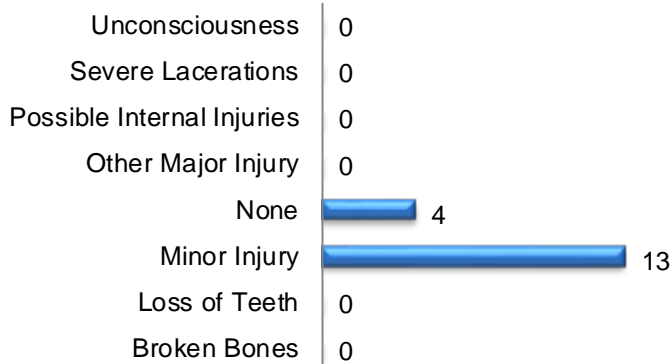
Drug Offenses by Type

No Drug Offenses by Type Reported

Relationship of Victim to Offender



Domestic Violence Injuries



2024 Property Values by Type

| Type | Value |
|----------------------|----------|
| Seized | \$0 |
| Burned | \$0 |
| Counterfeited/Forged | \$0 |
| Destroyed/Damaged | \$3,703 |
| Recovered | \$950 |
| Stolen | \$81,166 |

2024 Washington NIBRS Submission Agencies

South Bend PD

Pacific County

Population: 1,745
Months Reported: 12

Offense Overview

Offense Total 23
of Cleared Offense 15
Percent Cleared 65.2%

Group A Arrest Overview

Arrest Total 15
Adult Arrest Total 15
Juvenile Arrest Total 0

| Group A Offenses | Reported 2023 | Reported 2024 | % of Change | Crime Rate per 1,000 | Total Arrests | DV Offense Totals |
|----------------------------------|---------------|---------------|---------------|----------------------|---------------|-------------------|
| Murder | 0 | 0 | | 0.0 | 0 | 0 |
| Manslaughter | 0 | 0 | | 0.0 | 0 | 0 |
| Rape | 5 | 1 | -80.0% | 0.6 | 0 | 1 |
| Sodomy | 0 | 0 | | 0.0 | 0 | 0 |
| Sexual Assault w/Object | 0 | 0 | | 0.0 | 0 | 0 |
| Fondling | 0 | 0 | | 0.0 | 0 | 0 |
| Aggravated Assault | 0 | 1 | | 0.6 | 1 | 0 |
| Simple Assault | 17 | 6 | -64.7% | 3.4 | 7 | 5 |
| Intimidation | 0 | 0 | | 0.0 | 0 | 0 |
| Kidnapping | 0 | 0 | | 0.0 | 0 | 0 |
| Incest | 0 | 0 | | 0.0 | 0 | 0 |
| Statutory Rape | 1 | 0 | -100.0% | 0.0 | 0 | 0 |
| Human Trafficking Offenses | 0 | 0 | | 0.0 | 0 | 0 |
| Violation of No Contact/Protect. | 4 | 4 | 0.0% | 2.3 | 3 | 2 |
| Robbery | 0 | 0 | | 0.0 | 0 | 0 |
| Burglary | 0 | 1 | | 0.6 | 0 | 0 |
| Larceny-Theft Offenses | 11 | 5 | -54.5% | 2.9 | 0 | 0 |
| Motor Vehicle Theft | 1 | 0 | -100.0% | 0.0 | 0 | 0 |
| Arson | 0 | 0 | | 0.0 | 0 | 0 |
| Destruction of Property | 0 | 0 | | 0.0 | 0 | 0 |
| Counterfeiting/Forgery | 0 | 0 | | 0.0 | 0 | 0 |
| Fraud Offenses | 0 | 0 | | 0.0 | 0 | 0 |
| Embezzlement | 0 | 0 | | 0.0 | 0 | 0 |
| Extortion/Blackmail | 0 | 0 | | 0.0 | 0 | 0 |
| Bribery | 0 | 0 | | 0.0 | 0 | 0 |
| Stolen Property Offenses | 3 | 0 | -100.0% | 0.0 | 0 | 0 |
| Animal Cruelty | 0 | 0 | | 0.0 | 0 | 0 |
| Drug/Narcotic Violations | 2 | 4 | 100.0% | 2.3 | 3 | 0 |
| Drug Equipment Violations | 0 | 0 | | 0.0 | 0 | 0 |
| Gambling Offenses | 0 | 0 | | 0.0 | 0 | 0 |
| Pornography | 0 | 0 | | 0.0 | 0 | 0 |
| Prostitution Offenses | 0 | 0 | | 0.0 | 0 | 0 |
| Weapon Law Violations | 1 | 1 | 0.0% | 0.6 | 1 | 0 |
| Grand Total | 45 | 23 | -48.9% | 13.2 | 15 | 8 |

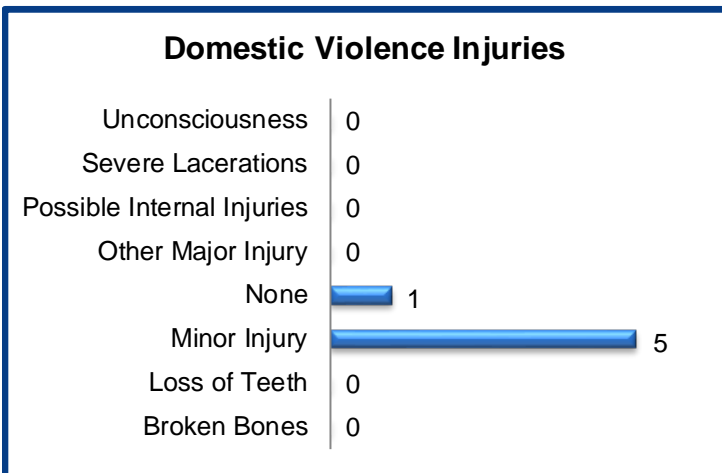
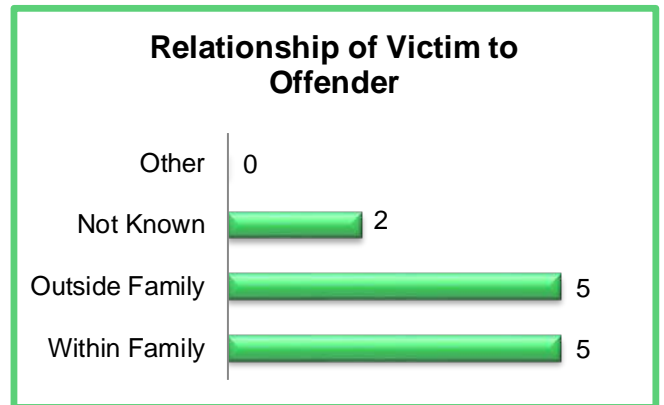
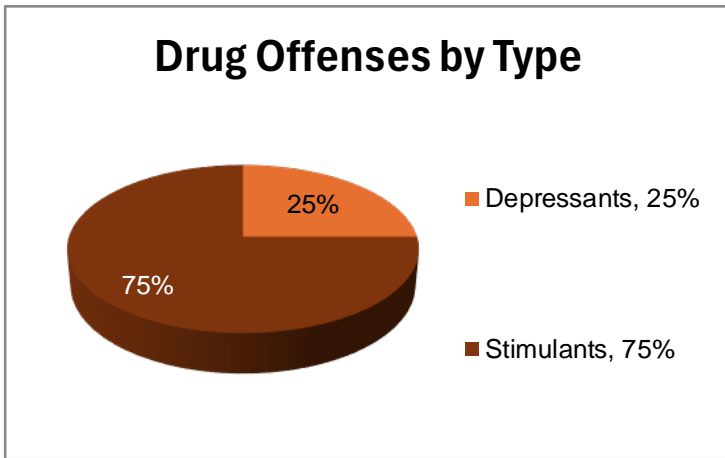
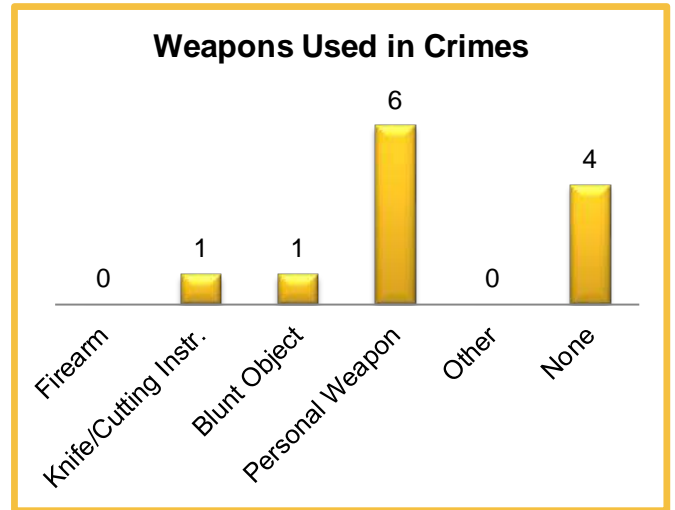
2024 Washington NIBRS Submission Agencies

South Bend PD

Continued

2024 Group B Arrests

| Offense | Adult | Juvenile |
|-----------------------|-----------|----------|
| Bad Checks | 0 | 0 |
| Curfew/Vagrancy | 0 | 0 |
| Disorderly Conduct | 3 | 0 |
| Drunkenness | 0 | 0 |
| DUI | 6 | 0 |
| Family Offenses | 0 | 0 |
| Liquor Law Violations | 0 | 0 |
| Peeping Tom | 0 | 0 |
| Trespass | 2 | 0 |
| All Other Offenses | 7 | 0 |
| Total | 18 | 0 |



2024 Property Values by Type

| Type | Value |
|----------------------|----------|
| Seized | \$0 |
| Burned | \$0 |
| Counterfeited/Forged | \$0 |
| Destroyed/Damaged | \$0 |
| Recovered | \$0 |
| Stolen | \$24,250 |

2024 Washington NIBRS Submission Agencies

Pend Oreille SO

Pend Oreille County

Population: 11,710
Months Reported: 12

Offense Overview

Offense Total 433
of Cleared Offense 134
Percent Cleared 30.9%

Group A Arrest Overview

Arrest Total 93
Adult Arrest Total 86
Juvenile Arrest Total 7

| Group A Offenses | Reported 2023 | Reported 2024 | % of Change | Crime Rate per 1,000 | Total Arrests | DV Offense Totals |
|----------------------------------|---------------|---------------|--------------|----------------------|---------------|-------------------|
| Murder | 0 | 0 | | 0.0 | 0 | 0 |
| Manslaughter | 0 | 0 | | 0.0 | 0 | 0 |
| Rape | 5 | 1 | -80.0% | 0.1 | 1 | 1 |
| Sodomy | 0 | 0 | | 0.0 | 0 | 0 |
| Sexual Assault w/Object | 0 | 0 | | 0.0 | 0 | 0 |
| Fondling | 6 | 11 | 83.3% | 0.9 | 2 | 4 |
| Aggravated Assault | 5 | 11 | 120.0% | 0.9 | 2 | 2 |
| Simple Assault | 110 | 95 | -13.6% | 8.1 | 44 | 72 |
| Intimidation | 16 | 16 | 0.0% | 1.4 | 3 | 8 |
| Kidnapping | 0 | 1 | | 0.1 | 5 | 0 |
| Incest | 0 | 0 | | 0.0 | 0 | 0 |
| Statutory Rape | 0 | 0 | | 0.0 | 0 | 0 |
| Human Trafficking Offenses | 0 | 0 | | 0.0 | 0 | 0 |
| Violation of No Contact/Protect. | 35 | 46 | 31.4% | 3.9 | 6 | 35 |
| Robbery | 0 | 0 | | 0.0 | 0 | 0 |
| Burglary | 44 | 46 | 4.5% | 3.9 | 5 | 1 |
| Larceny-Theft Offenses | 86 | 86 | 0.0% | 7.3 | 2 | 4 |
| Motor Vehicle Theft | 32 | 13 | -59.4% | 1.1 | 4 | 0 |
| Arson | 1 | 1 | 0.0% | 0.1 | 0 | 1 |
| Destruction of Property | 48 | 47 | -2.1% | 4.0 | 4 | 12 |
| Counterfeiting/Forgery | 2 | 1 | -50.0% | 0.1 | 0 | 0 |
| Fraud Offenses | 10 | 10 | 0.0% | 0.9 | 0 | 0 |
| Embezzlement | 0 | 0 | | 0.0 | 0 | 0 |
| Extortion/Blackmail | 0 | 0 | | 0.0 | 0 | 0 |
| Bribery | 0 | 0 | | 0.0 | 0 | 0 |
| Stolen Property Offenses | 4 | 5 | 25.0% | 0.4 | 0 | 0 |
| Animal Cruelty | 4 | 5 | 25.0% | 0.4 | 0 | 0 |
| Drug/Narcotic Violations | 11 | 19 | 72.7% | 1.6 | 12 | 0 |
| Drug Equipment Violations | 2 | 0 | -100.0% | 0.0 | 0 | 0 |
| Gambling Offenses | 0 | 0 | | 0.0 | 0 | 0 |
| Pornography | 0 | 1 | | 0.1 | 0 | 0 |
| Prostitution Offenses | 0 | 0 | | 0.0 | 0 | 0 |
| Weapon Law Violations | 23 | 18 | -21.7% | 1.5 | 3 | 0 |
| Grand Total | 444 | 433 | -2.5% | 37.0 | 93 | 140 |

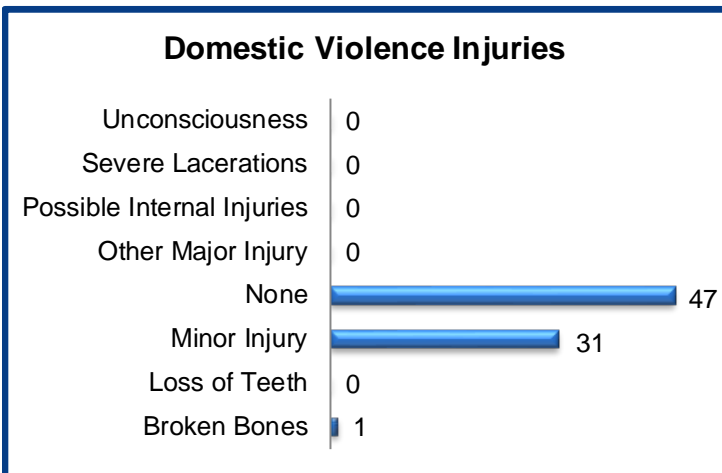
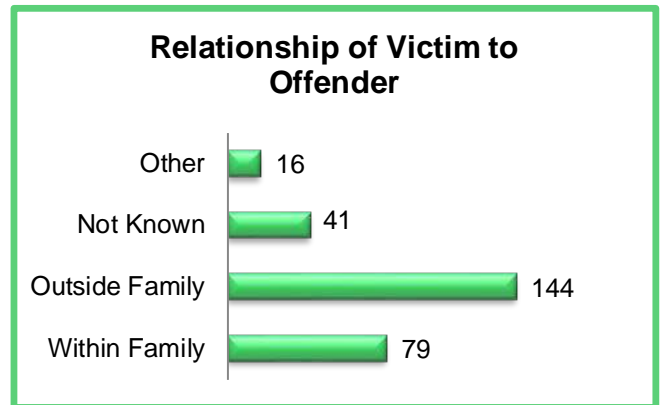
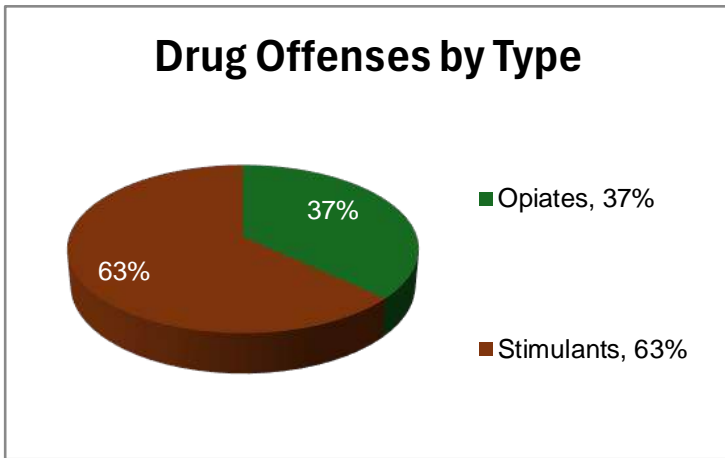
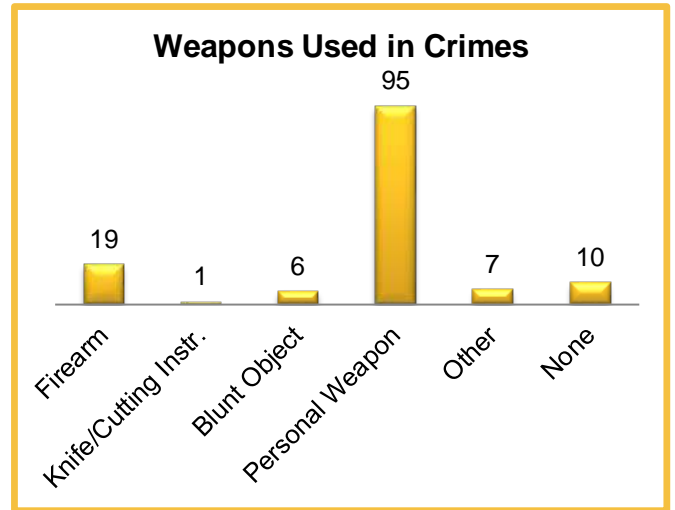
2024 Washington NIBRS Submission Agencies

Pend Oreille SO

Continued

2024 Group B Arrests

| Offense | Adult | Juvenile |
|-----------------------|-----------|----------|
| Bad Checks | 0 | 0 |
| Curfew/Vagrancy | 0 | 0 |
| Disorderly Conduct | 12 | 0 |
| Drunkenness | 0 | 0 |
| DUI | 25 | 0 |
| Family Offenses | 0 | 0 |
| Liquor Law Violations | 0 | 0 |
| Peeping Tom | 0 | 0 |
| Trespass | 8 | 0 |
| All Other Offenses | 0 | 0 |
| Total | 45 | 0 |



2024 Property Values by Type

| Type | Value |
|----------------------|-----------|
| Seized | \$0 |
| Burned | \$100 |
| Counterfeited/Forged | \$0 |
| Destroyed/Damaged | \$49,808 |
| Recovered | \$97,381 |
| Stolen | \$649,926 |

2024 Washington NIBRS Submission Agencies

Newport PD

Pend Oreille County

Population: 2,140
Months Reported: 12

Offense Overview

Offense Total 130
of Cleared Offense 52
Percent Cleared 40.0%

Group A Arrest Overview

Arrest Total 35
Adult Arrest Total 34
Juvenile Arrest Total 1

| Group A Offenses | Reported 2023 | Reported 2024 | % of Change* | Crime Rate per 1,000 | Total Arrests | DV Offense Totals |
|----------------------------------|---------------|---------------|--------------|----------------------|---------------|-------------------|
| Murder | 0 | 0 | | 0.0 | 0 | 0 |
| Manslaughter | 0 | 0 | | 0.0 | 0 | 0 |
| Rape | 0 | 0 | | 0.0 | 0 | 0 |
| Sodomy | 0 | 0 | | 0.0 | 0 | 0 |
| Sexual Assault w/Object | 0 | 0 | | 0.0 | 0 | 0 |
| Fondling | 0 | 0 | | 0.0 | 0 | 0 |
| Aggravated Assault | 2 | 2 | | 0.9 | 1 | 2 |
| Simple Assault | 26 | 20 | | 9.3 | 15 | 10 |
| Intimidation | 3 | 13 | | 6.1 | 2 | 1 |
| Kidnapping | 1 | 0 | | 0.0 | 0 | 0 |
| Incest | 0 | 0 | | 0.0 | 0 | 0 |
| Statutory Rape | 0 | 0 | | 0.0 | 0 | 0 |
| Human Trafficking Offenses | 0 | 0 | | 0.0 | 0 | 0 |
| Violation of No Contact/Protect. | 5 | 1 | | 0.5 | 1 | 1 |
| Robbery | 0 | 0 | | 0.0 | 0 | 0 |
| Burglary | 4 | 6 | | 2.8 | 0 | 0 |
| Larceny-Theft Offenses | 41 | 51 | | 23.8 | 8 | 0 |
| Motor Vehicle Theft | 2 | 5 | | 2.3 | 0 | 0 |
| Arson | 0 | 1 | | 0.5 | 1 | 0 |
| Destruction of Property | 17 | 24 | | 11.2 | 4 | 5 |
| Counterfeiting/Forgery | 0 | 0 | | 0.0 | 0 | 0 |
| Fraud Offenses | 4 | 2 | | 0.9 | 0 | 0 |
| Embezzlement | 0 | 0 | | 0.0 | 0 | 0 |
| Extortion/Blackmail | 0 | 1 | | 0.5 | 0 | 0 |
| Bribery | 0 | 0 | | 0.0 | 0 | 0 |
| Stolen Property Offenses | 2 | 0 | | 0.0 | 0 | 0 |
| Animal Cruelty | 0 | 1 | | 0.5 | 1 | 0 |
| Drug/Narcotic Violations | 3 | 3 | | 1.4 | 2 | 0 |
| Drug Equipment Violations | 1 | 0 | | 0.0 | 0 | 0 |
| Gambling Offenses | 0 | 0 | | 0.0 | 0 | 0 |
| Pornography | 1 | 0 | | 0.0 | 0 | 0 |
| Prostitution Offenses | 0 | 0 | | 0.0 | 0 | 0 |
| Weapon Law Violations | 0 | 0 | | 0.0 | 0 | 0 |
| Grand Total | 112 | 130 | | 60.7 | 35 | 19 |

* Please see #10 in the NIBRS Individual Agency Page Table Legend.

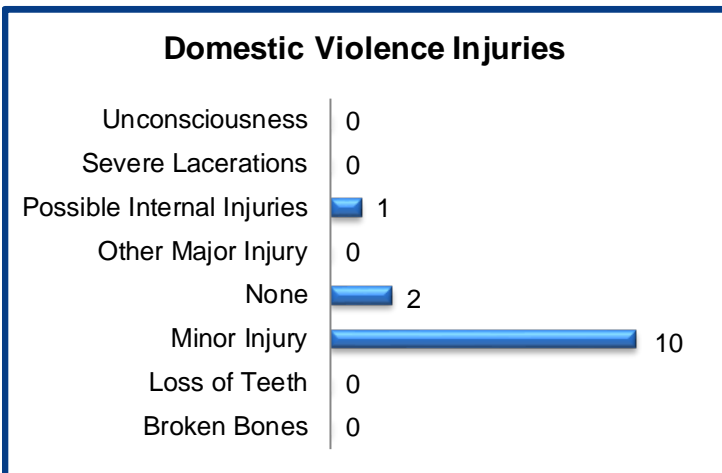
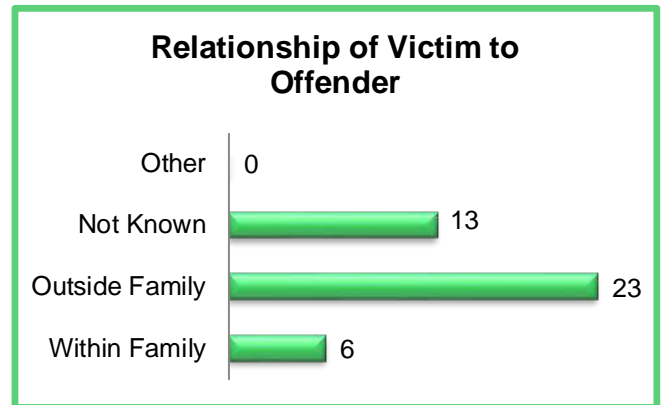
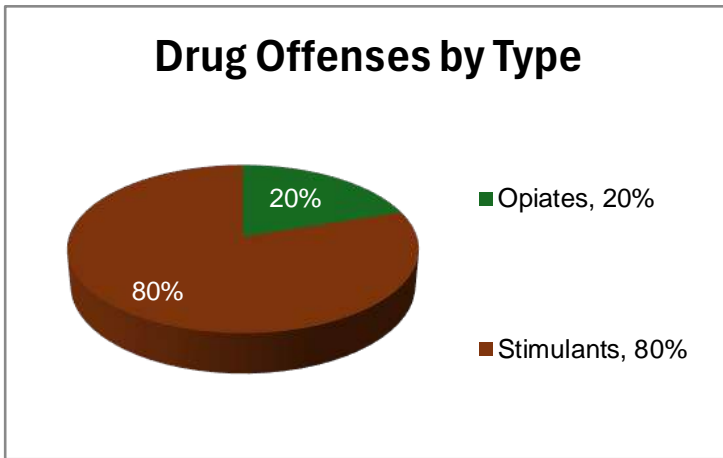
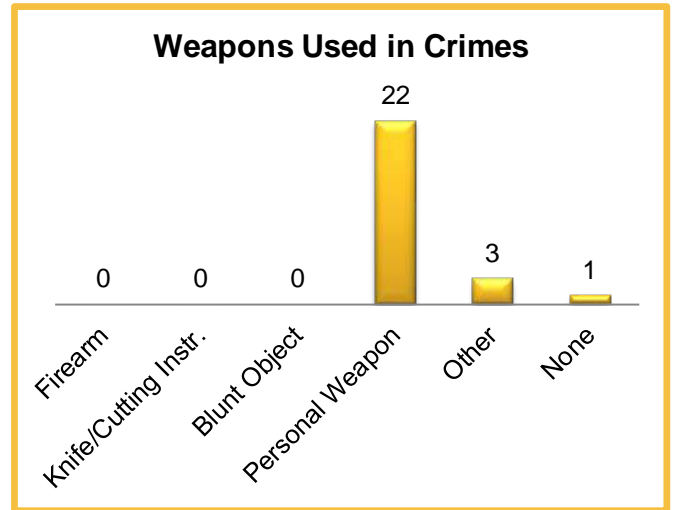
2024 Washington NIBRS Submission Agencies

Newport PD

Continued

2024 Group B Arrests

| Offense | Adult | Juvenile |
|-----------------------|----------|----------|
| Bad Checks | 0 | 0 |
| Curfew/Vagrancy | 0 | 0 |
| Disorderly Conduct | 1 | 0 |
| Drunkenness | 0 | 0 |
| DUI | 3 | 0 |
| Family Offenses | 0 | 0 |
| Liquor Law Violations | 1 | 0 |
| Peeping Tom | 0 | 0 |
| Trespass | 3 | 0 |
| All Other Offenses | 1 | 0 |
| Total | 9 | 0 |



2024 Property Values by Type

| Type | Value |
|----------------------|----------|
| Seized | \$0 |
| Burned | \$341 |
| Counterfeited/Forged | \$0 |
| Destroyed/Damaged | \$13,556 |
| Recovered | \$26,354 |
| Stolen | \$78,224 |

2024 Washington NIBRS Submission Agencies

Pierce SO

Pierce County

Population: 448,270
Months Reported: 12

Offense Overview

Offense Total 15,499
of Cleared Offense 3,379
Percent Cleared 21.8%

Group A Arrest Overview

Arrest Total 2,377
Adult Arrest Total 2,076
Juvenile Arrest Total 301

| Group A Offenses | Reported 2023 | Reported 2024 | % of Change | Crime Rate per 1,000 | Total Arrests | DV Offense Totals |
|----------------------------------|---------------|---------------|---------------|----------------------|---------------|-------------------|
| Murder | 11 | 12 | 9.1% | 0.0 | 7 | 7 |
| Manslaughter | 0 | 1 | | 0.0 | 1 | 1 |
| Rape | 110 | 107 | -2.7% | 0.2 | 8 | 37 |
| Sodomy | 1 | 0 | -100.0% | 0.0 | 0 | 0 |
| Sexual Assault w/Object | 6 | 0 | -100.0% | 0.0 | 1 | 0 |
| Fondling | 144 | 164 | 13.9% | 0.4 | 17 | 40 |
| Aggravated Assault | 1,165 | 1,002 | -14.0% | 2.2 | 391 | 421 |
| Simple Assault | 1,911 | 1,942 | 1.6% | 4.3 | 722 | 1,153 |
| Intimidation | 61 | 69 | 13.1% | 0.2 | 4 | 26 |
| Kidnapping | 89 | 98 | 10.1% | 0.2 | 63 | 76 |
| Incest | 3 | 2 | -33.3% | 0.0 | 0 | 2 |
| Statutory Rape | 27 | 22 | -18.5% | 0.0 | 5 | 6 |
| Human Trafficking Offenses | 5 | 1 | -80.0% | 0.0 | 0 | 1 |
| Violation of No Contact/Protect. | 862 | 978 | 13.5% | 2.2 | 200 | 916 |
| Robbery | 245 | 170 | -30.6% | 0.4 | 66 | 8 |
| Burglary | 1,437 | 979 | -31.9% | 2.2 | 134 | 96 |
| Larceny-Theft Offenses | 4,203 | 3,807 | -9.4% | 8.5 | 98 | 57 |
| Motor Vehicle Theft | 2,629 | 1,254 | -52.3% | 2.8 | 43 | 28 |
| Arson | 43 | 34 | -20.9% | 0.1 | 7 | 6 |
| Destruction of Property | 3,002 | 2,206 | -26.5% | 4.9 | 85 | 293 |
| Counterfeiting/Forgery | 27 | 40 | 48.1% | 0.1 | 2 | 2 |
| Fraud Offenses | 1,492 | 1,391 | -6.8% | 3.1 | 13 | 14 |
| Embezzlement | 0 | 2 | | 0.0 | 0 | 0 |
| Extortion/Blackmail | 65 | 55 | -15.4% | 0.1 | 0 | 4 |
| Bribery | 0 | 1 | | 0.0 | 0 | 1 |
| Stolen Property Offenses | 330 | 260 | -21.2% | 0.6 | 140 | 2 |
| Animal Cruelty | 65 | 73 | 12.3% | 0.2 | 0 | 0 |
| Drug/Narcotic Violations | 318 | 493 | 55.0% | 1.1 | 288 | 0 |
| Drug Equipment Violations | 17 | 39 | 129.4% | 0.1 | 12 | 0 |
| Gambling Offenses | 0 | 0 | | 0.0 | 0 | 0 |
| Pornography | 21 | 24 | 14.3% | 0.1 | 2 | 0 |
| Prostitution Offenses | 1 | 1 | 0.0% | 0.0 | 0 | 0 |
| Weapon Law Violations | 236 | 272 | 15.3% | 0.6 | 68 | 0 |
| Grand Total | 18,526 | 15,499 | -16.3% | 34.6 | 2,377 | 3,197 |

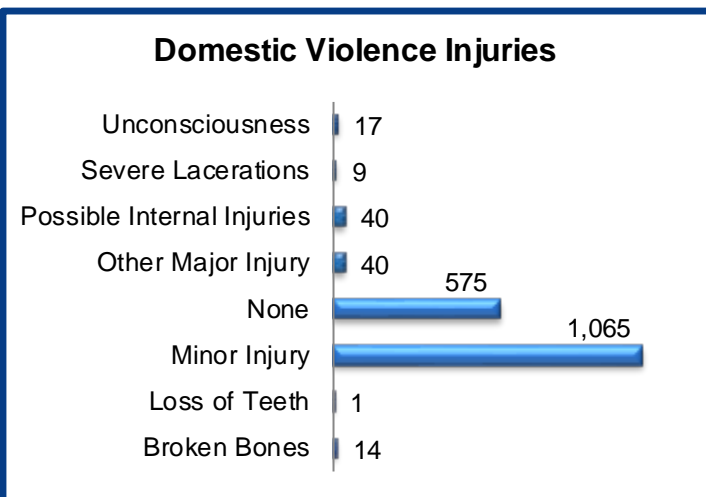
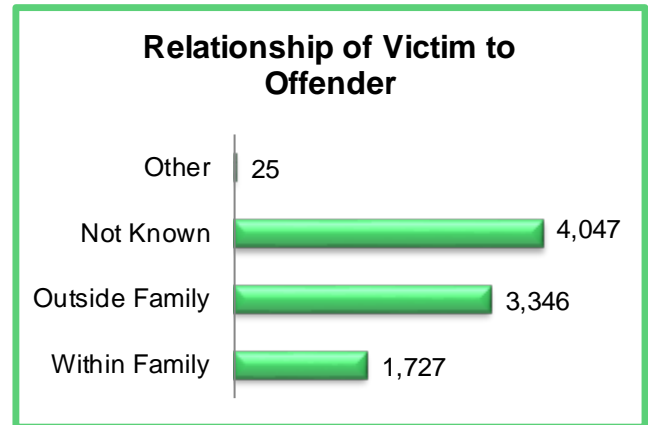
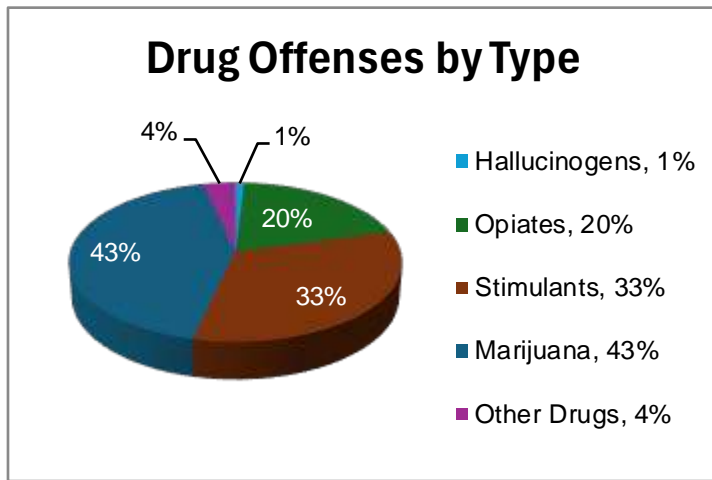
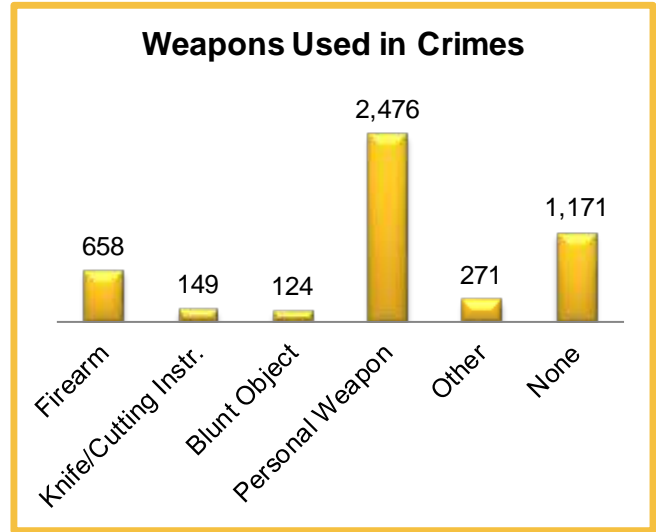
2024 Washington NIBRS Submission Agencies

Pierce SO

Continued

2024 Group B Arrests

| Offense | Adult | Juvenile |
|-----------------------|------------|-----------|
| Bad Checks | 0 | 0 |
| Curfew/Vagrancy | 1 | 0 |
| Disorderly Conduct | 11 | 1 |
| Drunkenness | 0 | 0 |
| DUI | 165 | 1 |
| Family Offenses | 6 | 0 |
| Liquor Law Violations | 0 | 6 |
| Peeping Tom | 0 | 0 |
| Trespass | 86 | 0 |
| All Other Offenses | 456 | 26 |
| Total | 725 | 34 |



2024 Property Values by Type

| Type | Value |
|----------------------|---------------|
| Seized | \$50,067 |
| Burned | \$61,431 |
| Counterfeited/Forged | \$2,268,694 |
| Destroyed/Damaged | \$12,277,877 |
| Recovered | \$4,574,561 |
| Stolen | \$179,023,527 |

2024 Washington NIBRS Submission Agencies

Bonney Lake PD

Pierce County

Population: 23,320
Months Reported: 12

Offense Overview

Offense Total 888
of Cleared Offense 342
Percent Cleared 38.5%

Group A Arrest Overview

Arrest Total 283
Adult Arrest Total 252
Juvenile Arrest Total 31

| Group A Offenses | Reported 2023 | Reported 2024 | % of Change | Crime Rate per 1,000 | Total Arrests | DV Offense Totals |
|----------------------------------|---------------|---------------|--------------|----------------------|---------------|-------------------|
| Murder | 0 | 0 | | 0.0 | 0 | 0 |
| Manslaughter | 0 | 0 | | 0.0 | 0 | 0 |
| Rape | 4 | 7 | 75.0% | 0.3 | 0 | 0 |
| Sodomy | 1 | 0 | -100.0% | 0.0 | 0 | 0 |
| Sexual Assault w/Object | 0 | 0 | | 0.0 | 0 | 0 |
| Fondling | 5 | 10 | 100.0% | 0.4 | 2 | 4 |
| Aggravated Assault | 23 | 32 | 39.1% | 1.4 | 12 | 11 |
| Simple Assault | 103 | 91 | -11.7% | 3.9 | 61 | 57 |
| Intimidation | 2 | 9 | 350.0% | 0.4 | 2 | 4 |
| Kidnapping | 1 | 2 | 100.0% | 0.1 | 2 | 1 |
| Incest | 0 | 1 | | 0.0 | 0 | 1 |
| Statutory Rape | 0 | 1 | | 0.0 | 0 | 0 |
| Human Trafficking Offenses | 0 | 0 | | 0.0 | 0 | 0 |
| Violation of No Contact/Protect. | 30 | 27 | -10.0% | 1.2 | 17 | 22 |
| Robbery | 12 | 5 | -58.3% | 0.2 | 4 | 0 |
| Burglary | 58 | 50 | -13.8% | 2.1 | 5 | 1 |
| Larceny-Theft Offenses | 329 | 304 | -7.6% | 13.0 | 126 | 4 |
| Motor Vehicle Theft | 73 | 62 | -15.1% | 2.7 | 4 | 0 |
| Arson | 3 | 3 | 0.0% | 0.1 | 2 | 0 |
| Destruction of Property | 143 | 116 | -18.9% | 5.0 | 8 | 9 |
| Counterfeiting/Forgery | 5 | 5 | 0.0% | 0.2 | 1 | 0 |
| Fraud Offenses | 89 | 78 | -12.4% | 3.3 | 4 | 1 |
| Embezzlement | 0 | 0 | | 0.0 | 0 | 0 |
| Extortion/Blackmail | 9 | 7 | -22.2% | 0.3 | 0 | 0 |
| Bribery | 0 | 0 | | 0.0 | 0 | 0 |
| Stolen Property Offenses | 35 | 20 | -42.9% | 0.9 | 5 | 1 |
| Animal Cruelty | 1 | 0 | -100.0% | 0.0 | 0 | 0 |
| Drug/Narcotic Violations | 11 | 42 | 281.8% | 1.8 | 26 | 0 |
| Drug Equipment Violations | 0 | 2 | | 0.1 | 0 | 0 |
| Gambling Offenses | 0 | 0 | | 0.0 | 0 | 0 |
| Pornography | 7 | 3 | -57.1% | 0.1 | 0 | 0 |
| Prostitution Offenses | 0 | 0 | | 0.0 | 0 | 0 |
| Weapon Law Violations | 11 | 11 | 0.0% | 0.5 | 2 | 0 |
| Grand Total | 955 | 888 | -7.0% | 38.1 | 283 | 116 |

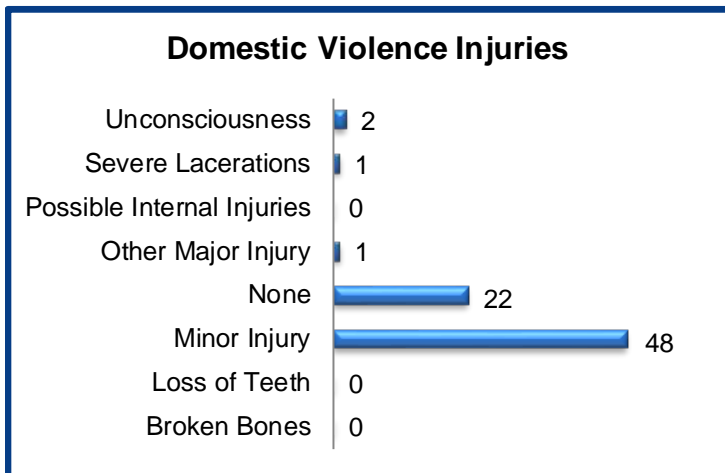
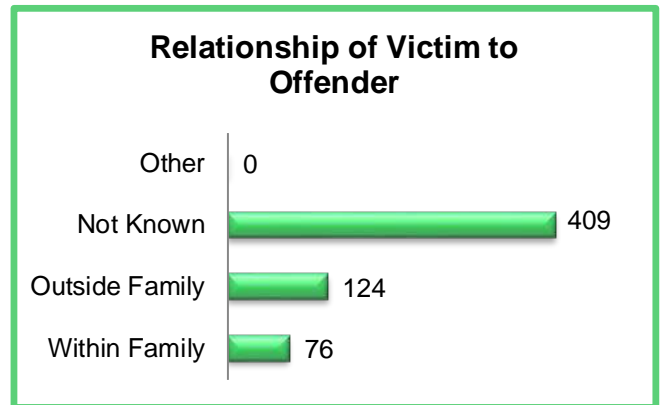
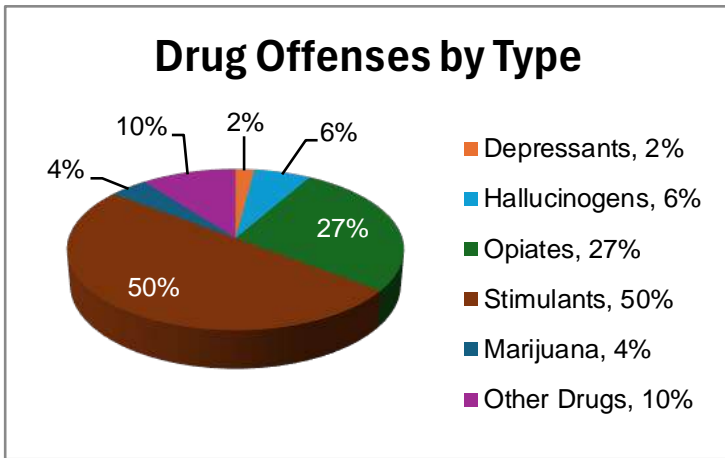
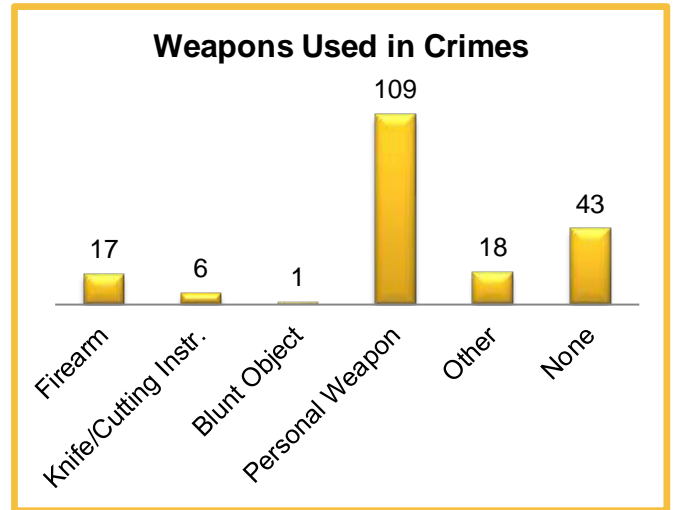
2024 Washington NIBRS Submission Agencies

Bonney Lake PD

Continued

2024 Group B Arrests

| Offense | Adult | Juvenile |
|-----------------------|------------|----------|
| Bad Checks | 0 | 0 |
| Curfew/Vagrancy | 0 | 0 |
| Disorderly Conduct | 2 | 0 |
| Drunkenness | 0 | 0 |
| DUI | 47 | 0 |
| Family Offenses | 0 | 0 |
| Liquor Law Violations | 2 | 0 |
| Peeping Tom | 0 | 0 |
| Trespass | 3 | 0 |
| All Other Offenses | 100 | 1 |
| Total | 154 | 1 |



2024 Property Values by Type

| Type | Value |
|----------------------|-------------|
| Seized | \$0 |
| Burned | \$500 |
| Counterfeited/Forged | \$5,047 |
| Destroyed/Damaged | \$439,315 |
| Recovered | \$408,633 |
| Stolen | \$1,335,169 |

2024 Washington NIBRS Submission Agencies

Buckley PD

Pierce County

Population: 6,995
Months Reported: 12

Offense Overview

Offense Total 189
of Cleared Offense 69
Percent Cleared 36.5%

Group A Arrest Overview

Arrest Total 59
Adult Arrest Total 51
Juvenile Arrest Total 8

| Group A Offenses | Reported 2023 | Reported 2024 | % of Change | Crime Rate per 1,000 | Total Arrests | DV Offense Totals |
|----------------------------------|---------------|---------------|---------------|----------------------|---------------|-------------------|
| Murder | 0 | 0 | | 0.0 | 0 | 0 |
| Manslaughter | 0 | 0 | | 0.0 | 0 | 0 |
| Rape | 0 | 3 | | 0.4 | 0 | 3 |
| Sodomy | 0 | 0 | | 0.0 | 0 | 0 |
| Sexual Assault w/Object | 0 | 0 | | 0.0 | 0 | 0 |
| Fondling | 5 | 1 | -80.0% | 0.1 | 0 | 0 |
| Aggravated Assault | 13 | 12 | -7.7% | 1.7 | 7 | 4 |
| Simple Assault | 42 | 34 | -19.0% | 4.9 | 16 | 11 |
| Intimidation | 0 | 1 | | 0.1 | 0 | 0 |
| Kidnapping | 0 | 1 | | 0.1 | 1 | 0 |
| Incest | 0 | 0 | | 0.0 | 0 | 0 |
| Statutory Rape | 3 | 0 | -100.0% | 0.0 | 0 | 0 |
| Human Trafficking Offenses | 0 | 0 | | 0.0 | 0 | 0 |
| Violation of No Contact/Protect. | 7 | 11 | 57.1% | 1.6 | 8 | 8 |
| Robbery | 0 | 0 | | 0.0 | 0 | 0 |
| Burglary | 25 | 13 | -48.0% | 1.9 | 4 | 1 |
| Larceny-Theft Offenses | 44 | 32 | -27.3% | 4.6 | 4 | 2 |
| Motor Vehicle Theft | 19 | 10 | -47.4% | 1.4 | 0 | 0 |
| Arson | 2 | 0 | -100.0% | 0.0 | 0 | 0 |
| Destruction of Property | 36 | 30 | -16.7% | 4.3 | 1 | 3 |
| Counterfeiting/Forgery | 1 | 1 | 0.0% | 0.1 | 1 | 0 |
| Fraud Offenses | 5 | 19 | 280.0% | 2.7 | 0 | 0 |
| Embezzlement | 0 | 0 | | 0.0 | 0 | 0 |
| Extortion/Blackmail | 0 | 0 | | 0.0 | 0 | 0 |
| Bribery | 0 | 0 | | 0.0 | 0 | 0 |
| Stolen Property Offenses | 6 | 2 | -66.7% | 0.3 | 0 | 0 |
| Animal Cruelty | 0 | 0 | | 0.0 | 0 | 0 |
| Drug/Narcotic Violations | 7 | 13 | 85.7% | 1.9 | 12 | 0 |
| Drug Equipment Violations | 0 | 1 | | 0.1 | 2 | 0 |
| Gambling Offenses | 0 | 0 | | 0.0 | 0 | 0 |
| Pornography | 0 | 1 | | 0.1 | 0 | 0 |
| Prostitution Offenses | 0 | 0 | | 0.0 | 0 | 0 |
| Weapon Law Violations | 2 | 4 | 100.0% | 0.6 | 3 | 0 |
| Grand Total | 217 | 189 | -12.9% | 27.0 | 59 | 32 |

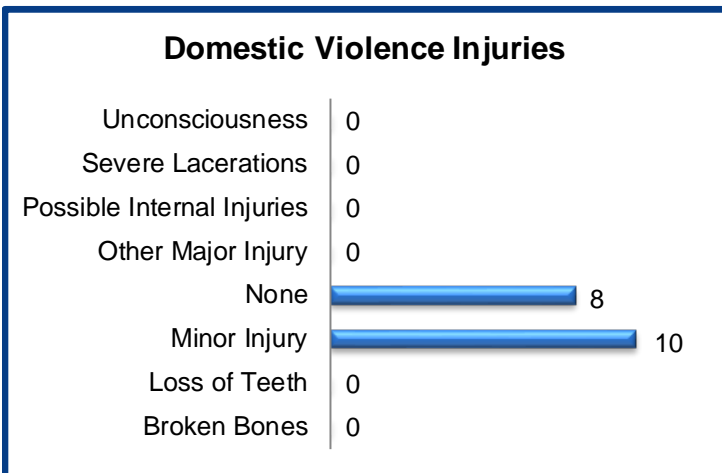
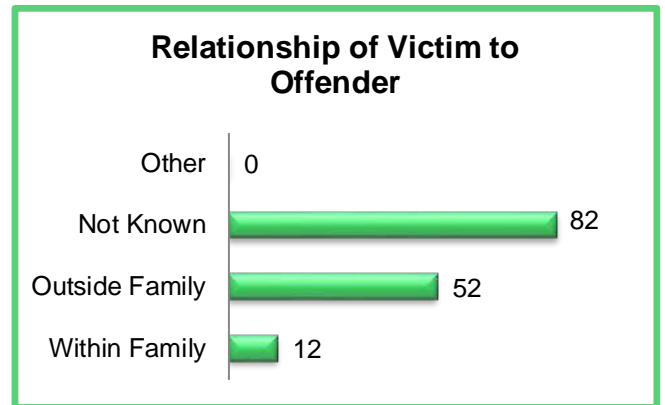
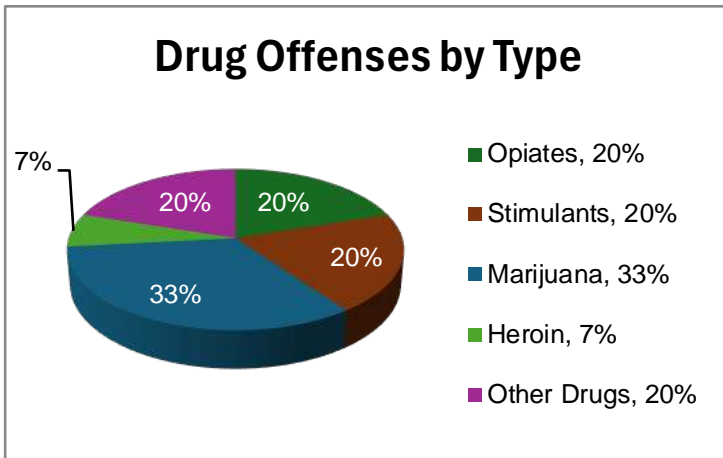
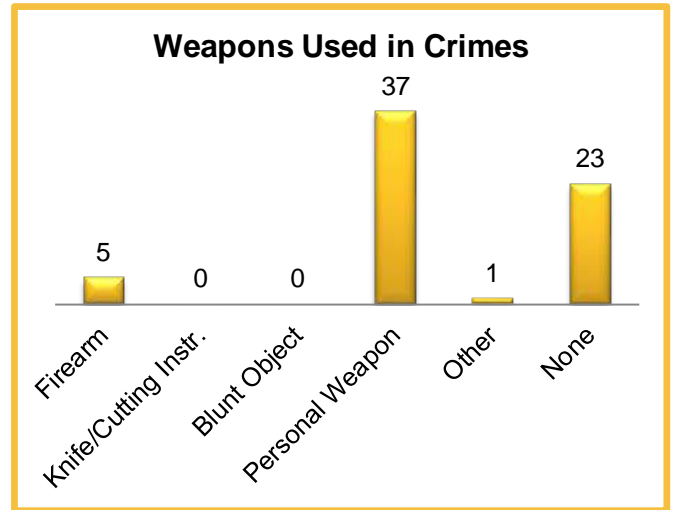
2024 Washington NIBRS Submission Agencies

Buckley PD

Continued

2024 Group B Arrests

| Offense | Adult | Juvenile |
|-----------------------|------------|----------|
| Bad Checks | 0 | 0 |
| Curfew/Vagrancy | 0 | 0 |
| Disorderly Conduct | 1 | 0 |
| Drunkenness | 0 | 0 |
| DUI | 24 | 1 |
| Family Offenses | 0 | 0 |
| Liquor Law Violations | 1 | 8 |
| Peeping Tom | 0 | 0 |
| Trespass | 1 | 0 |
| All Other Offenses | 114 | 0 |
| Total | 141 | 9 |



2024 Property Values by Type

| Type | Value |
|----------------------|-----------|
| Seized | \$50 |
| Burned | \$0 |
| Counterfeited/Forged | \$4,427 |
| Destroyed/Damaged | \$68,454 |
| Recovered | \$49,464 |
| Stolen | \$982,852 |

2024 Washington NIBRS Submission Agencies

DuPont PD

Pierce County

Population: 10,180
Months Reported: 12

Offense Overview

Offense Total 195
of Cleared Offense 25
Percent Cleared 12.8%

Group A Arrest Overview

Arrest Total 20
Adult Arrest Total 20
Juvenile Arrest Total 0

| Group A Offenses | Reported 2023 | Reported 2024 | % of Change | Crime Rate per 1,000 | Total Arrests | DV Offense Totals |
|----------------------------------|---------------|---------------|---------------|----------------------|---------------|-------------------|
| Murder | 0 | 0 | | 0.0 | 0 | 0 |
| Manslaughter | 0 | 1 | | 0.1 | 0 | 0 |
| Rape | 1 | 1 | 0.0% | 0.1 | 0 | 0 |
| Sodomy | 0 | 0 | | 0.0 | 0 | 0 |
| Sexual Assault w/Object | 0 | 0 | | 0.0 | 0 | 0 |
| Fondling | 1 | 0 | -100.0% | 0.0 | 0 | 0 |
| Aggravated Assault | 4 | 4 | 0.0% | 0.4 | 1 | 3 |
| Simple Assault | 16 | 19 | 18.8% | 1.9 | 11 | 14 |
| Intimidation | 2 | 0 | -100.0% | 0.0 | 0 | 0 |
| Kidnapping | 1 | 1 | 0.0% | 0.1 | 1 | 1 |
| Incest | 0 | 0 | | 0.0 | 0 | 0 |
| Statutory Rape | 1 | 0 | -100.0% | 0.0 | 0 | 0 |
| Human Trafficking Offenses | 0 | 0 | | 0.0 | 0 | 0 |
| Violation of No Contact/Protect. | 4 | 7 | 75.0% | 0.7 | 1 | 5 |
| Robbery | 3 | 0 | -100.0% | 0.0 | 0 | 0 |
| Burglary | 28 | 15 | -46.4% | 1.5 | 1 | 1 |
| Larceny-Theft Offenses | 103 | 81 | -21.4% | 8.0 | 1 | 3 |
| Motor Vehicle Theft | 39 | 13 | -66.7% | 1.3 | 0 | 0 |
| Arson | 2 | 0 | -100.0% | 0.0 | 0 | 0 |
| Destruction of Property | 60 | 32 | -46.7% | 3.1 | 1 | 5 |
| Counterfeiting/Forgery | 0 | 1 | | 0.1 | 0 | 0 |
| Fraud Offenses | 12 | 16 | 33.3% | 1.6 | 0 | 0 |
| Embezzlement | 0 | 1 | | 0.1 | 0 | 0 |
| Extortion/Blackmail | 2 | 0 | -100.0% | 0.0 | 0 | 0 |
| Bribery | 0 | 0 | | 0.0 | 0 | 0 |
| Stolen Property Offenses | 2 | 0 | -100.0% | 0.0 | 0 | 0 |
| Animal Cruelty | 0 | 0 | | 0.0 | 0 | 0 |
| Drug/Narcotic Violations | 1 | 2 | 100.0% | 0.2 | 3 | 0 |
| Drug Equipment Violations | 0 | 0 | | 0.0 | 0 | 0 |
| Gambling Offenses | 0 | 0 | | 0.0 | 0 | 0 |
| Pornography | 0 | 0 | | 0.0 | 0 | 0 |
| Prostitution Offenses | 0 | 0 | | 0.0 | 0 | 0 |
| Weapon Law Violations | 2 | 1 | -50.0% | 0.1 | 0 | 0 |
| Grand Total | 284 | 195 | -31.3% | 19.2 | 20 | 32 |

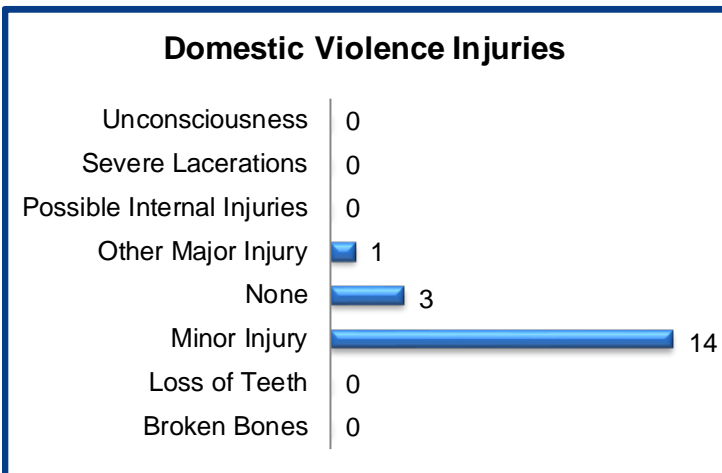
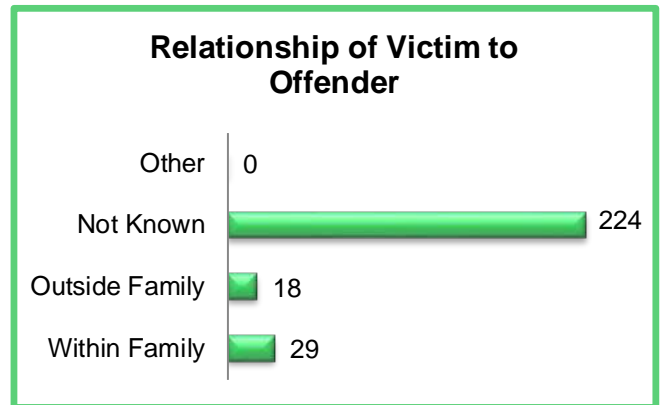
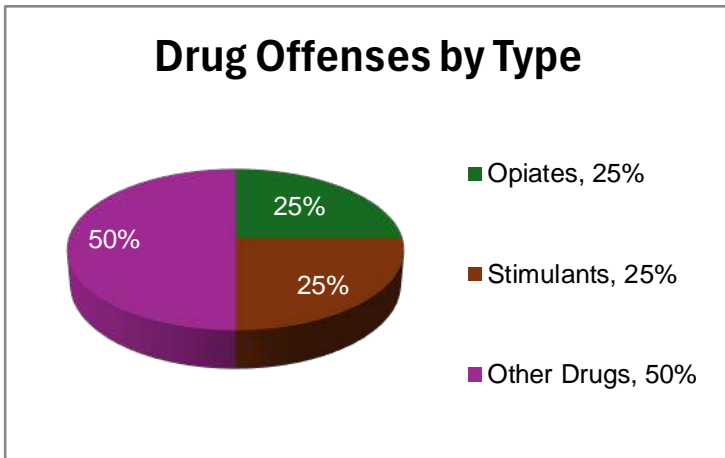
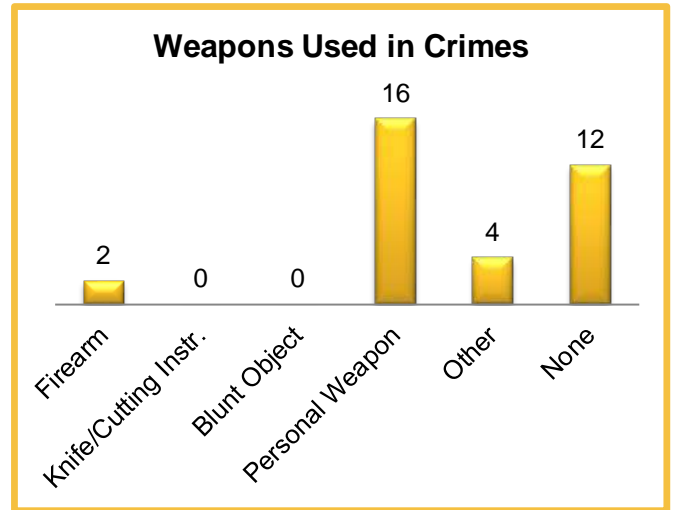
2024 Washington NIBRS Submission Agencies

DuPont PD

Continued

2024 Group B Arrests

| Offense | Adult | Juvenile |
|-----------------------|----------|----------|
| Bad Checks | 0 | 0 |
| Curfew/Vagrancy | 0 | 0 |
| Disorderly Conduct | 0 | 0 |
| Drunkenness | 0 | 0 |
| DUI | 6 | 0 |
| Family Offenses | 0 | 0 |
| Liquor Law Violations | 0 | 0 |
| Peeping Tom | 0 | 0 |
| Trespass | 0 | 0 |
| All Other Offenses | 2 | 0 |
| Total | 8 | 0 |



2024 Property Values by Type

| Type | Value |
|----------------------|-----------|
| Seized | \$2 |
| Burned | \$0 |
| Counterfeited/Forged | \$0 |
| Destroyed/Damaged | \$143,682 |
| Recovered | \$59,970 |
| Stolen | \$484,520 |

2024 Washington NIBRS Submission Agencies

Eatonville PD

Pierce County

Population: 2,905
Months Reported: 12

Offense Overview

Offense Total 78
of Cleared Offense 7
Percent Cleared 9.0%

Group A Arrest Overview

Arrest Total 6
Adult Arrest Total 5
Juvenile Arrest Total 1

| Group A Offenses | Reported 2023 | Reported 2024 | % of Change | Crime Rate per 1,000 | Total Arrests | DV Offense Totals |
|----------------------------------|---------------|---------------|---------------|----------------------|---------------|-------------------|
| Murder | 0 | 0 | | 0.0 | 0 | 0 |
| Manslaughter | 0 | 0 | | 0.0 | 0 | 0 |
| Rape | 1 | 3 | 200.0% | 1.0 | 0 | 1 |
| Sodomy | 0 | 0 | | 0.0 | 0 | 0 |
| Sexual Assault w/Object | 0 | 0 | | 0.0 | 0 | 0 |
| Fondling | 1 | 0 | -100.0% | 0.0 | 0 | 0 |
| Aggravated Assault | 10 | 5 | -50.0% | 1.7 | 0 | 0 |
| Simple Assault | 24 | 16 | -33.3% | 5.5 | 3 | 7 |
| Intimidation | 0 | 0 | | 0.0 | 0 | 0 |
| Kidnapping | 0 | 0 | | 0.0 | 0 | 0 |
| Incest | 0 | 0 | | 0.0 | 0 | 0 |
| Statutory Rape | 0 | 0 | | 0.0 | 0 | 0 |
| Human Trafficking Offenses | 0 | 0 | | 0.0 | 0 | 0 |
| Violation of No Contact/Protect. | 13 | 9 | -30.8% | 3.1 | 2 | 9 |
| Robbery | 1 | 1 | 0.0% | 0.3 | 0 | 0 |
| Burglary | 7 | 4 | -42.9% | 1.4 | 0 | 0 |
| Larceny-Theft Offenses | 15 | 12 | -20.0% | 4.1 | 0 | 0 |
| Motor Vehicle Theft | 7 | 1 | -85.7% | 0.3 | 0 | 0 |
| Arson | 0 | 0 | | 0.0 | 0 | 0 |
| Destruction of Property | 9 | 7 | -22.2% | 2.4 | 0 | 2 |
| Counterfeiting/Forgery | 1 | 0 | -100.0% | 0.0 | 0 | 0 |
| Fraud Offenses | 3 | 3 | 0.0% | 1.0 | 0 | 0 |
| Embezzlement | 0 | 0 | | 0.0 | 0 | 0 |
| Extortion/Blackmail | 0 | 0 | | 0.0 | 0 | 0 |
| Bribery | 0 | 0 | | 0.0 | 0 | 0 |
| Stolen Property Offenses | 3 | 1 | -66.7% | 0.3 | 0 | 0 |
| Animal Cruelty | 1 | 2 | 100.0% | 0.7 | 0 | 0 |
| Drug/Narcotic Violations | 5 | 9 | 80.0% | 3.1 | 0 | 0 |
| Drug Equipment Violations | 2 | 1 | -50.0% | 0.3 | 0 | 0 |
| Gambling Offenses | 0 | 0 | | 0.0 | 0 | 0 |
| Pornography | 1 | 1 | 0.0% | 0.3 | 0 | 0 |
| Prostitution Offenses | 0 | 0 | | 0.0 | 0 | 0 |
| Weapon Law Violations | 3 | 3 | 0.0% | 1.0 | 1 | 0 |
| Grand Total | 107 | 78 | -27.1% | 26.9 | 6 | 19 |

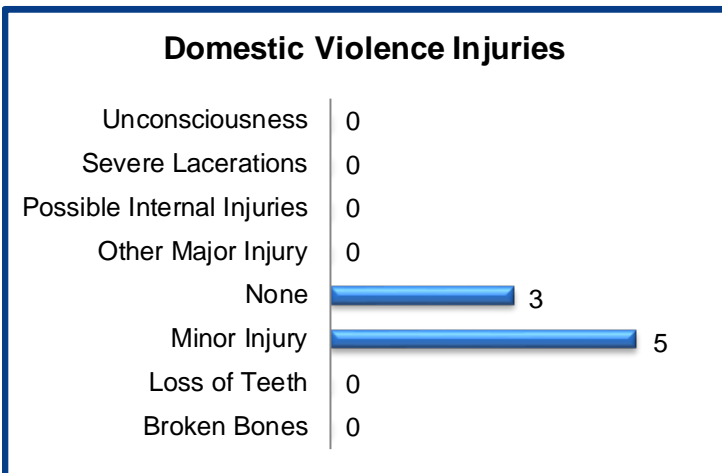
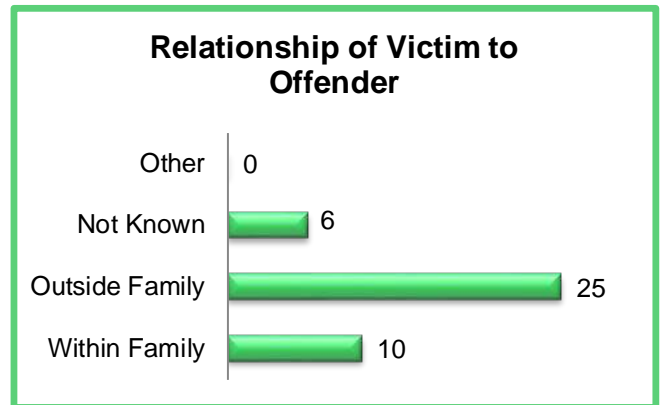
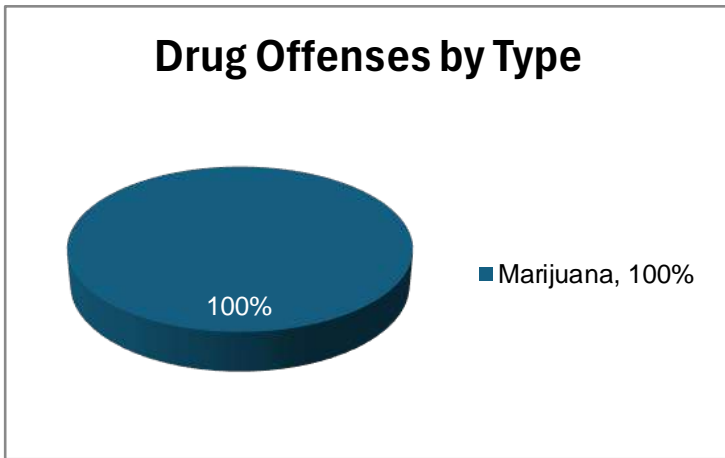
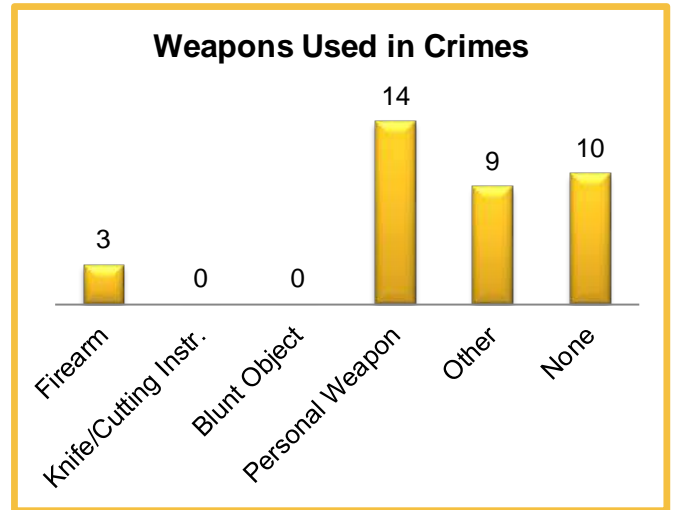
2024 Washington NIBRS Submission Agencies

Eatonville PD

Continued

2024 Group B Arrests

| Offense | Adult | Juvenile |
|-----------------------|----------|----------|
| Bad Checks | 0 | 0 |
| Curfew/Vagrancy | 0 | 0 |
| Disorderly Conduct | 0 | 0 |
| Drunkenness | 0 | 0 |
| DUI | 0 | 0 |
| Family Offenses | 0 | 0 |
| Liquor Law Violations | 0 | 0 |
| Peeping Tom | 0 | 0 |
| Trespass | 1 | 0 |
| All Other Offenses | 2 | 0 |
| Total | 3 | 0 |



2024 Property Values by Type

| Type | Value |
|----------------------|----------|
| Seized | \$0 |
| Burned | \$0 |
| Counterfeited/Forged | \$0 |
| Destroyed/Damaged | \$11,155 |
| Recovered | \$5,000 |
| Stolen | \$23,710 |

2024 Washington NIBRS Submission Agencies

Edgewood PD

Pierce County

Population: 14,080
Months Reported: 12

Offense Overview

Offense Total 616
of Cleared Offense 62
Percent Cleared 10.1%

Group A Arrest Overview

Arrest Total 46
Adult Arrest Total 43
Juvenile Arrest Total 3

| Group A Offenses | Reported 2023 | Reported 2024 | % of Change | Crime Rate per 1,000 | Total Arrests | DV Offense Totals |
|----------------------------------|---------------|---------------|--------------|----------------------|---------------|-------------------|
| Murder | 0 | 0 | | 0.0 | 0 | 0 |
| Manslaughter | 0 | 0 | | 0.0 | 0 | 0 |
| Rape | 1 | 2 | 100.0% | 0.1 | 0 | 0 |
| Sodomy | 0 | 0 | | 0.0 | 0 | 0 |
| Sexual Assault w/Object | 0 | 0 | | 0.0 | 0 | 0 |
| Fondling | 3 | 8 | 166.7% | 0.6 | 1 | 1 |
| Aggravated Assault | 25 | 25 | 0.0% | 1.8 | 4 | 12 |
| Simple Assault | 90 | 76 | -15.6% | 5.4 | 24 | 44 |
| Intimidation | 4 | 2 | -50.0% | 0.1 | 0 | 1 |
| Kidnapping | 1 | 1 | 0.0% | 0.1 | 1 | 1 |
| Incest | 0 | 0 | | 0.0 | 0 | 0 |
| Statutory Rape | 0 | 0 | | 0.0 | 0 | 0 |
| Human Trafficking Offenses | 0 | 0 | | 0.0 | 0 | 0 |
| Violation of No Contact/Protect. | 17 | 32 | 88.2% | 2.3 | 3 | 29 |
| Robbery | 8 | 2 | -75.0% | 0.1 | 0 | 0 |
| Burglary | 71 | 41 | -42.3% | 2.9 | 0 | 1 |
| Larceny-Theft Offenses | 187 | 182 | -2.7% | 12.9 | 1 | 0 |
| Motor Vehicle Theft | 94 | 58 | -38.3% | 4.1 | 0 | 0 |
| Arson | 1 | 1 | 0.0% | 0.1 | 0 | 0 |
| Destruction of Property | 99 | 90 | -9.1% | 6.4 | 0 | 3 |
| Counterfeiting/Forgery | 1 | 2 | 100.0% | 0.1 | 0 | 0 |
| Fraud Offenses | 51 | 56 | 9.8% | 4.0 | 0 | 1 |
| Embezzlement | 0 | 0 | | 0.0 | 0 | 0 |
| Extortion/Blackmail | 1 | 9 | 800.0% | 0.6 | 0 | 0 |
| Bribery | 0 | 0 | | 0.0 | 0 | 0 |
| Stolen Property Offenses | 10 | 9 | -10.0% | 0.6 | 5 | 0 |
| Animal Cruelty | 0 | 1 | | 0.1 | 0 | 0 |
| Drug/Narcotic Violations | 5 | 11 | 120.0% | 0.8 | 5 | 0 |
| Drug Equipment Violations | 0 | 0 | | 0.0 | 0 | 0 |
| Gambling Offenses | 0 | 0 | | 0.0 | 0 | 0 |
| Pornography | 0 | 1 | | 0.1 | 0 | 0 |
| Prostitution Offenses | 1 | 0 | -100.0% | 0.0 | 0 | 0 |
| Weapon Law Violations | 6 | 7 | 16.7% | 0.5 | 2 | 0 |
| Grand Total | 676 | 616 | -8.9% | 43.8 | 46 | 93 |

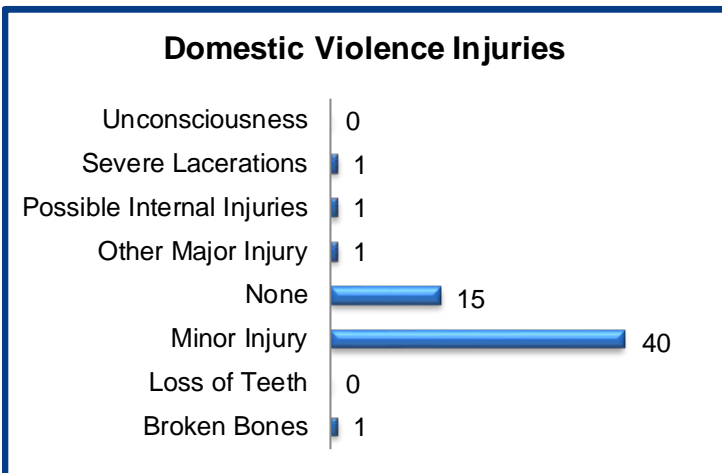
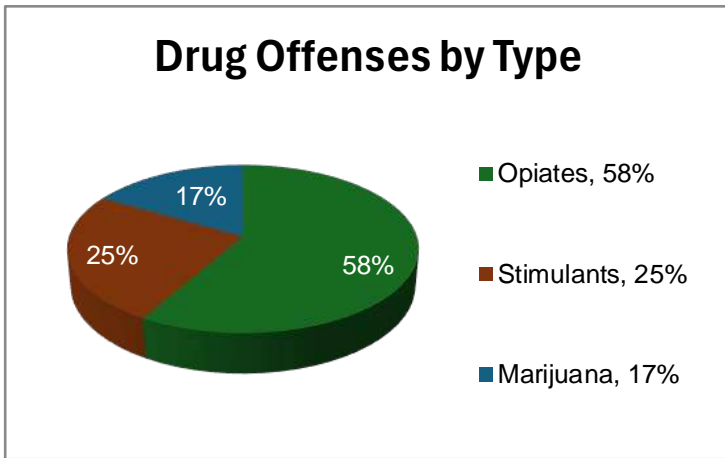
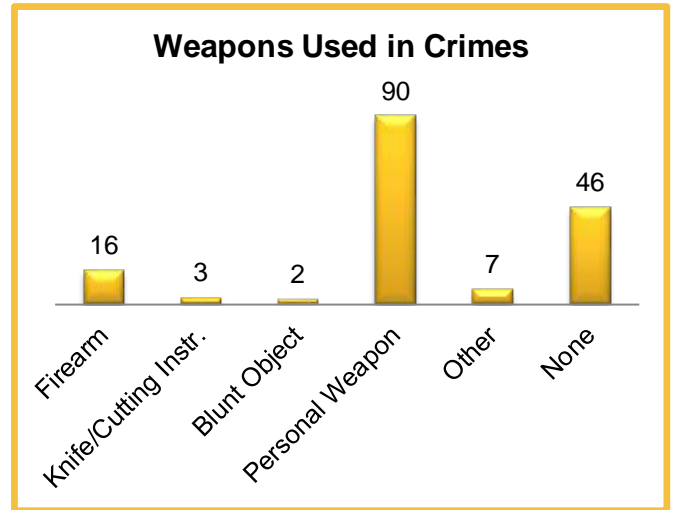
2024 Washington NIBRS Submission Agencies

Edgewood PD

Continued

2024 Group B Arrests

| Offense | Adult | Juvenile |
|-----------------------|-----------|----------|
| Bad Checks | 0 | 0 |
| Curfew/Vagrancy | 1 | 0 |
| Disorderly Conduct | 0 | 0 |
| Drunkenness | 0 | 0 |
| DUI | 13 | 0 |
| Family Offenses | 0 | 0 |
| Liquor Law Violations | 0 | 0 |
| Peeping Tom | 0 | 0 |
| Trespass | 3 | 0 |
| All Other Offenses | 13 | 0 |
| Total | 30 | 0 |



2024 Property Values by Type

| Type | Value |
|----------------------|-------------|
| Seized | \$0 |
| Burned | \$0 |
| Counterfeited/Forged | \$0 |
| Destroyed/Damaged | \$351,100 |
| Recovered | \$288,520 |
| Stolen | \$1,362,439 |

2024 Washington NIBRS Submission Agencies

Fife PD

Pierce County

Population: 11,320
Months Reported: 12

Offense Overview

Offense Total 1,558
of Cleared Offense 540
Percent Cleared 34.7%

Group A Arrest Overview

Arrest Total 406
Adult Arrest Total 398
Juvenile Arrest Total 8

| Group A Offenses | Reported 2023 | Reported 2024 | % of Change | Crime Rate per 1,000 | Total Arrests | DV Offense Totals |
|----------------------------------|---------------|---------------|---------------|----------------------|---------------|-------------------|
| Murder | 1 | 1 | 0.0% | 0.1 | 2 | 0 |
| Manslaughter | 0 | 0 | | 0.0 | 0 | 0 |
| Rape | 11 | 9 | -18.2% | 0.8 | 1 | 3 |
| Sodomy | 0 | 0 | | 0.0 | 0 | 0 |
| Sexual Assault w/Object | 1 | 0 | -100.0% | 0.0 | 0 | 0 |
| Fondling | 3 | 3 | 0.0% | 0.3 | 0 | 0 |
| Aggravated Assault | 102 | 79 | -22.5% | 7.0 | 29 | 38 |
| Simple Assault | 151 | 141 | -6.6% | 12.5 | 74 | 82 |
| Intimidation | 4 | 0 | -100.0% | 0.0 | 0 | 0 |
| Kidnapping | 13 | 5 | -61.5% | 0.4 | 1 | 4 |
| Incest | 0 | 0 | | 0.0 | 0 | 0 |
| Statutory Rape | 0 | 1 | | 0.1 | 0 | 1 |
| Human Trafficking Offenses | 1 | 0 | -100.0% | 0.0 | 0 | 0 |
| Violation of No Contact/Protect. | 62 | 57 | -8.1% | 5.0 | 10 | 54 |
| Robbery | 55 | 26 | -52.7% | 2.3 | 9 | 2 |
| Burglary | 116 | 68 | -41.4% | 6.0 | 9 | 8 |
| Larceny-Theft Offenses | 543 | 418 | -23.0% | 36.9 | 101 | 8 |
| Motor Vehicle Theft | 363 | 161 | -55.6% | 14.2 | 6 | 0 |
| Arson | 11 | 9 | -18.2% | 0.8 | 4 | 0 |
| Destruction of Property | 418 | 255 | -39.0% | 22.5 | 18 | 24 |
| Counterfeiting/Forgery | 11 | 4 | -63.6% | 0.4 | 0 | 0 |
| Fraud Offenses | 67 | 50 | -25.4% | 4.4 | 1 | 0 |
| Embezzlement | 0 | 0 | | 0.0 | 0 | 0 |
| Extortion/Blackmail | 3 | 1 | -66.7% | 0.1 | 0 | 0 |
| Bribery | 0 | 0 | | 0.0 | 0 | 0 |
| Stolen Property Offenses | 64 | 33 | -48.4% | 2.9 | 20 | 0 |
| Animal Cruelty | 1 | 4 | 300.0% | 0.4 | 0 | 0 |
| Drug/Narcotic Violations | 27 | 106 | 292.6% | 9.4 | 77 | 0 |
| Drug Equipment Violations | 25 | 98 | 292.0% | 8.7 | 38 | 0 |
| Gambling Offenses | 0 | 0 | | 0.0 | 0 | 0 |
| Pornography | 2 | 4 | 100.0% | 0.4 | 0 | 0 |
| Prostitution Offenses | 0 | 0 | | 0.0 | 0 | 0 |
| Weapon Law Violations | 47 | 25 | -46.8% | 2.2 | 6 | 0 |
| Grand Total | 2,102 | 1,558 | -25.9% | 137.6 | 406 | 224 |

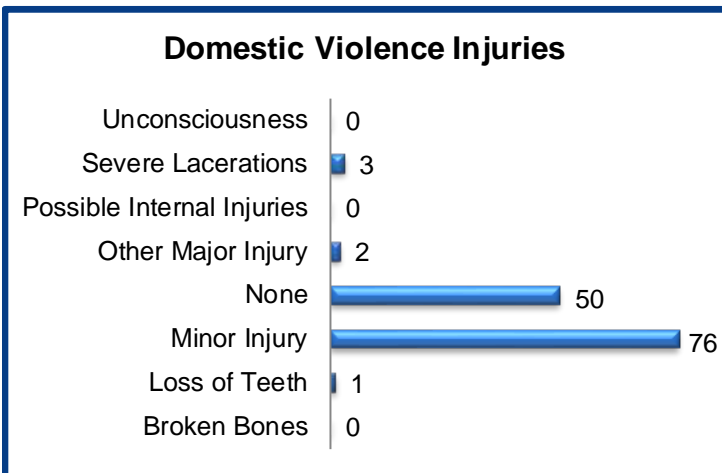
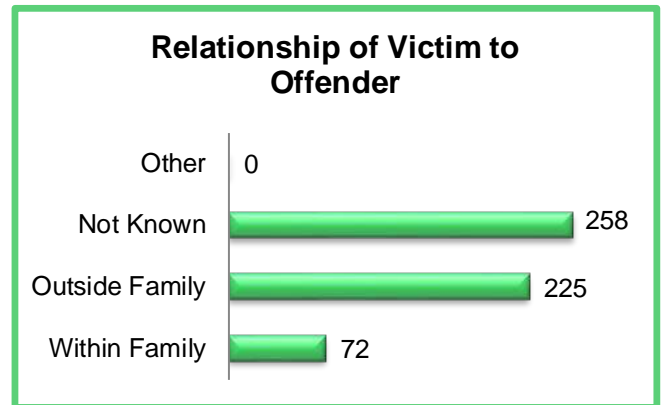
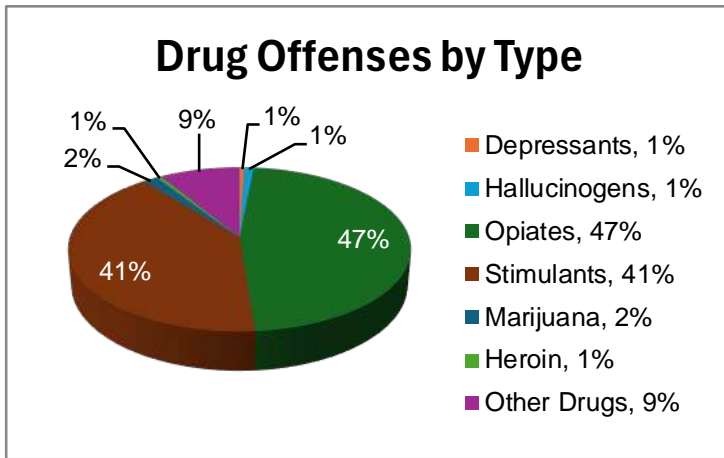
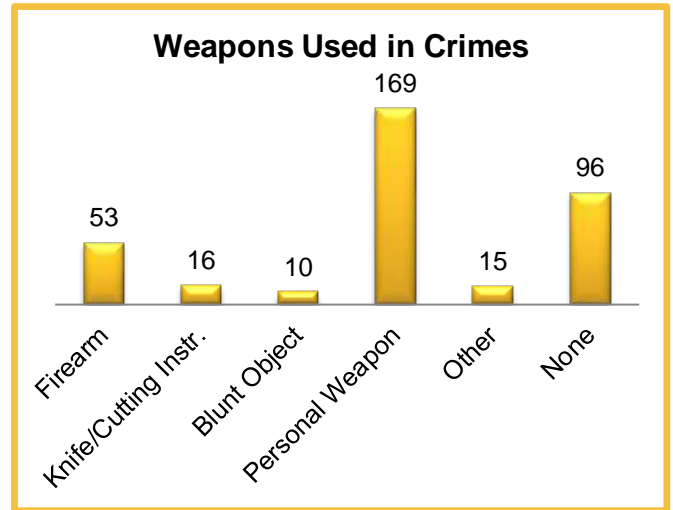
2024 Washington NIBRS Submission Agencies

Fife PD

Continued

2024 Group B Arrests

| Offense | Adult | Juvenile |
|-----------------------|------------|----------|
| Bad Checks | 0 | 0 |
| Curfew/Vagrancy | 1 | 0 |
| Disorderly Conduct | 5 | 0 |
| Drunkenness | 0 | 0 |
| DUI | 36 | 0 |
| Family Offenses | 1 | 0 |
| Liquor Law Violations | 0 | 0 |
| Peeping Tom | 0 | 0 |
| Trespass | 57 | 0 |
| All Other Offenses | 63 | 0 |
| Total | 163 | 0 |



2024 Property Values by Type

| Type | Value |
|----------------------|-------------|
| Seized | \$10,770 |
| Burned | \$1,212,550 |
| Counterfeited/Forged | \$300 |
| Destroyed/Damaged | \$4,070,144 |
| Recovered | \$2,030,077 |
| Stolen | \$4,663,228 |

2024 Washington NIBRS Submission Agencies

Fircrest PD

Pierce County

Population: 7,230
Months Reported: 12

Offense Overview

Offense Total 282
of Cleared Offense 82
Percent Cleared 29.1%

Group A Arrest Overview

Arrest Total 50
Adult Arrest Total 49
Juvenile Arrest Total 1

| Group A Offenses | Reported 2023 | Reported 2024 | % of Change | Crime Rate per 1,000 | Total Arrests | DV Offense Totals |
|----------------------------------|---------------|---------------|--------------|----------------------|---------------|-------------------|
| Murder | 0 | 0 | | 0.0 | 0 | 0 |
| Manslaughter | 0 | 0 | | 0.0 | 0 | 0 |
| Rape | 1 | 1 | 0.0% | 0.1 | 0 | 1 |
| Sodomy | 0 | 0 | | 0.0 | 0 | 0 |
| Sexual Assault w/Object | 0 | 0 | | 0.0 | 0 | 0 |
| Fondling | 1 | 0 | -100.0% | 0.0 | 0 | 0 |
| Aggravated Assault | 19 | 23 | 21.1% | 3.2 | 5 | 11 |
| Simple Assault | 14 | 29 | 107.1% | 4.0 | 16 | 22 |
| Intimidation | 2 | 0 | -100.0% | 0.0 | 0 | 0 |
| Kidnapping | 0 | 0 | | 0.0 | 0 | 0 |
| Incest | 0 | 0 | | 0.0 | 0 | 0 |
| Statutory Rape | 0 | 0 | | 0.0 | 0 | 0 |
| Human Trafficking Offenses | 0 | 0 | | 0.0 | 0 | 0 |
| Violation of No Contact/Protect. | 12 | 13 | 8.3% | 1.8 | 8 | 9 |
| Robbery | 4 | 1 | -75.0% | 0.1 | 1 | 0 |
| Burglary | 18 | 22 | 22.2% | 3.0 | 3 | 2 |
| Larceny-Theft Offenses | 91 | 79 | -13.2% | 10.9 | 6 | 1 |
| Motor Vehicle Theft | 40 | 22 | -45.0% | 3.0 | 1 | 0 |
| Arson | 2 | 2 | 0.0% | 0.3 | 0 | 0 |
| Destruction of Property | 81 | 56 | -30.9% | 7.7 | 2 | 3 |
| Counterfeiting/Forgery | 2 | 0 | -100.0% | 0.0 | 0 | 0 |
| Fraud Offenses | 15 | 17 | 13.3% | 2.4 | 1 | 0 |
| Embezzlement | 0 | 0 | | 0.0 | 0 | 0 |
| Extortion/Blackmail | 1 | 2 | 100.0% | 0.3 | 0 | 0 |
| Bribery | 0 | 0 | | 0.0 | 0 | 0 |
| Stolen Property Offenses | 6 | 3 | -50.0% | 0.4 | 1 | 0 |
| Animal Cruelty | 0 | 1 | | 0.1 | 1 | 0 |
| Drug/Narcotic Violations | 2 | 6 | 200.0% | 0.8 | 3 | 0 |
| Drug Equipment Violations | 0 | 2 | | 0.3 | 1 | 0 |
| Gambling Offenses | 0 | 0 | | 0.0 | 0 | 0 |
| Pornography | 0 | 0 | | 0.0 | 0 | 0 |
| Prostitution Offenses | 0 | 0 | | 0.0 | 0 | 0 |
| Weapon Law Violations | 1 | 3 | 200.0% | 0.4 | 1 | 0 |
| Grand Total | 312 | 282 | -9.6% | 39.0 | 50 | 49 |

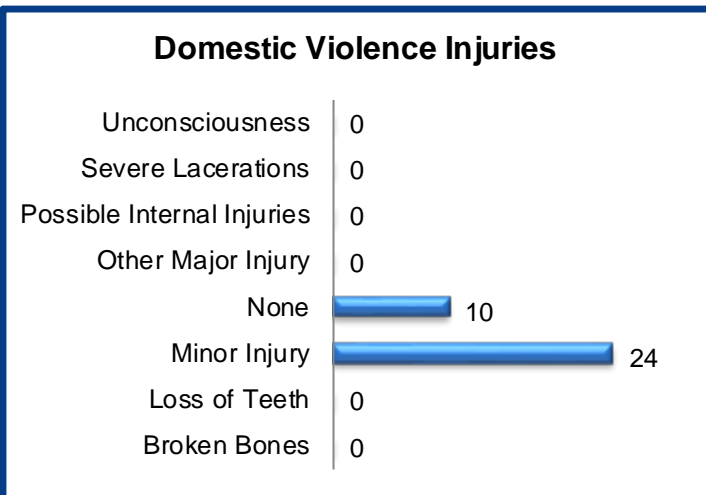
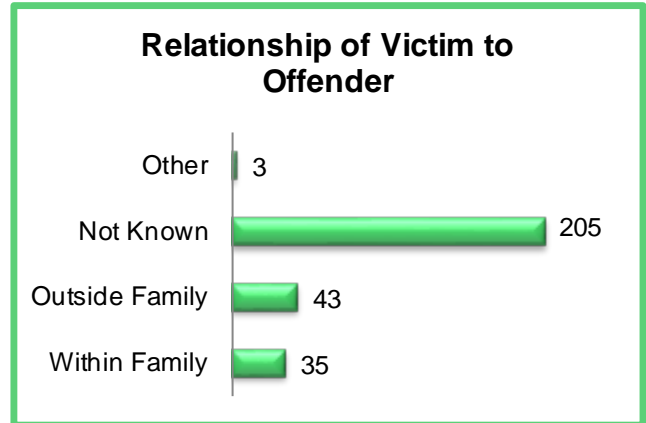
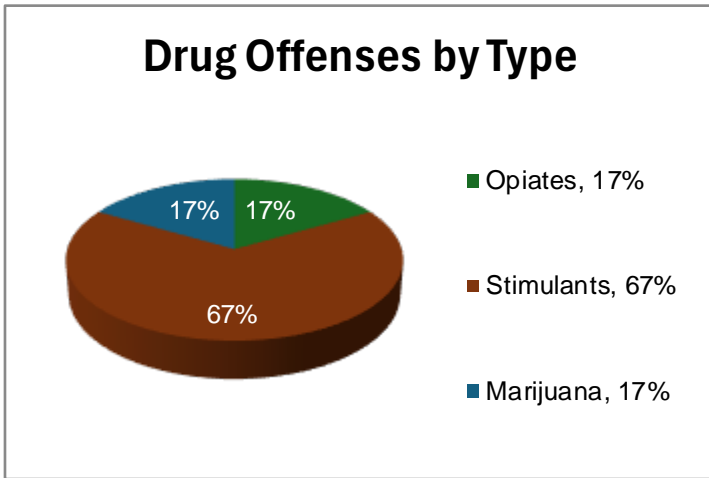
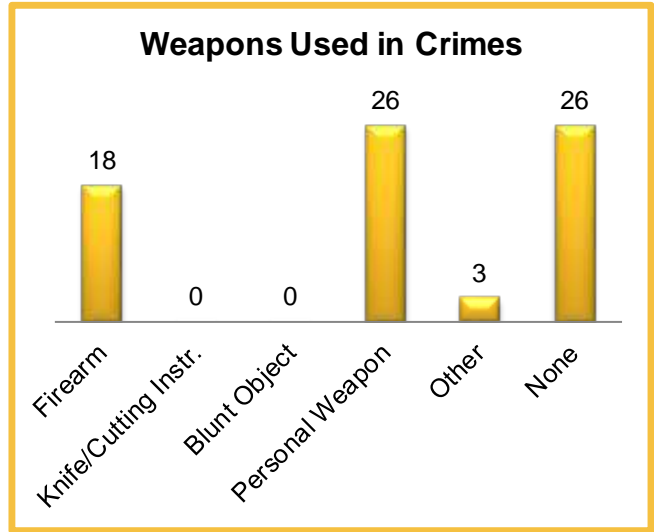
2024 Washington NIBRS Submission Agencies

Fircrest PD

Continued

2024 Group B Arrests

| Offense | Adult | Juvenile |
|-----------------------|------------|----------|
| Bad Checks | 0 | 0 |
| Curfew/Vagrancy | 0 | 0 |
| Disorderly Conduct | 2 | 0 |
| Drunkenness | 0 | 0 |
| DUI | 17 | 0 |
| Family Offenses | 0 | 0 |
| Liquor Law Violations | 0 | 0 |
| Peeping Tom | 0 | 0 |
| Trespass | 3 | 0 |
| All Other Offenses | 301 | 0 |
| Total | 323 | 0 |



2024 Property Values by Type

| Type | Value |
|----------------------|-----------|
| Seized | \$2 |
| Burned | \$5,300 |
| Counterfeited/Forged | \$0 |
| Destroyed/Damaged | \$261,480 |
| Recovered | \$105,802 |
| Stolen | \$427,849 |

2024 Washington NIBRS Submission Agencies

Gig Harbor PD

Pierce County

Population: 13,090
Months Reported: 12

Offense Overview

Offense Total 695
of Cleared Offense 255
Percent Cleared 36.7%

Group A Arrest Overview

Arrest Total 203
Adult Arrest Total 195
Juvenile Arrest Total 8

| Group A Offenses | Reported 2023 | Reported 2024 | % of Change | Crime Rate per 1,000 | Total Arrests | DV Offense Totals |
|----------------------------------|---------------|---------------|---------------|----------------------|---------------|-------------------|
| Murder | 0 | 0 | | 0.0 | 0 | 0 |
| Manslaughter | 0 | 0 | | 0.0 | 0 | 0 |
| Rape | 1 | 5 | 400.0% | 0.4 | 0 | 2 |
| Sodomy | 0 | 0 | | 0.0 | 0 | 0 |
| Sexual Assault w/Object | 0 | 0 | | 0.0 | 0 | 0 |
| Fondling | 3 | 2 | -33.3% | 0.2 | 0 | 0 |
| Aggravated Assault | 19 | 9 | -52.6% | 0.7 | 5 | 1 |
| Simple Assault | 47 | 64 | 36.2% | 4.9 | 22 | 29 |
| Intimidation | 2 | 4 | 100.0% | 0.3 | 1 | 3 |
| Kidnapping | 2 | 0 | -100.0% | 0.0 | 0 | 0 |
| Incest | 0 | 0 | | 0.0 | 0 | 0 |
| Statutory Rape | 1 | 0 | -100.0% | 0.0 | 0 | 0 |
| Human Trafficking Offenses | 0 | 0 | | 0.0 | 0 | 0 |
| Violation of No Contact/Protect. | 17 | 11 | -35.3% | 0.8 | 6 | 8 |
| Robbery | 12 | 14 | 16.7% | 1.1 | 1 | 0 |
| Burglary | 47 | 34 | -27.7% | 2.6 | 6 | 2 |
| Larceny-Theft Offenses | 363 | 321 | -11.6% | 24.5 | 104 | 3 |
| Motor Vehicle Theft | 66 | 39 | -40.9% | 3.0 | 1 | 0 |
| Arson | 0 | 2 | | 0.2 | 0 | 0 |
| Destruction of Property | 82 | 61 | -25.6% | 4.7 | 2 | 4 |
| Counterfeiting/Forgery | 4 | 4 | 0.0% | 0.3 | 0 | 0 |
| Fraud Offenses | 49 | 47 | -4.1% | 3.6 | 2 | 0 |
| Embezzlement | 0 | 0 | | 0.0 | 0 | 0 |
| Extortion/Blackmail | 2 | 2 | 0.0% | 0.2 | 0 | 0 |
| Bribery | 0 | 0 | | 0.0 | 0 | 0 |
| Stolen Property Offenses | 27 | 13 | -51.9% | 1.0 | 8 | 0 |
| Animal Cruelty | 0 | 0 | | 0.0 | 0 | 0 |
| Drug/Narcotic Violations | 23 | 49 | 113.0% | 3.7 | 40 | 0 |
| Drug Equipment Violations | 1 | 4 | 300.0% | 0.3 | 2 | 0 |
| Gambling Offenses | 0 | 0 | | 0.0 | 0 | 0 |
| Pornography | 1 | 1 | 0.0% | 0.1 | 0 | 0 |
| Prostitution Offenses | 0 | 0 | | 0.0 | 0 | 0 |
| Weapon Law Violations | 12 | 9 | -25.0% | 0.7 | 3 | 0 |
| Grand Total | 781 | 695 | -11.0% | 53.1 | 203 | 52 |

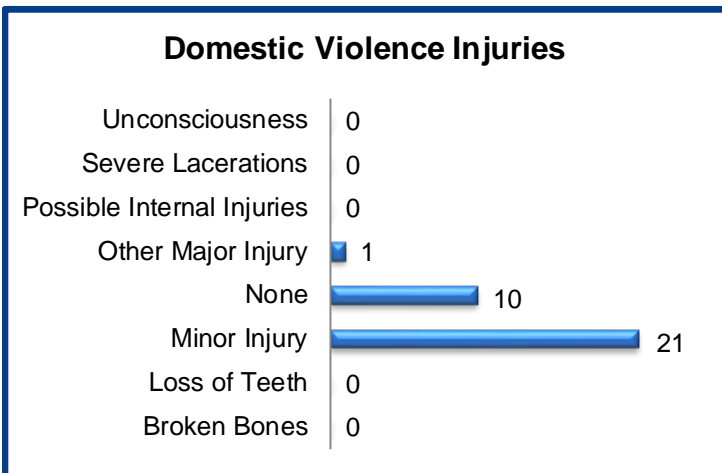
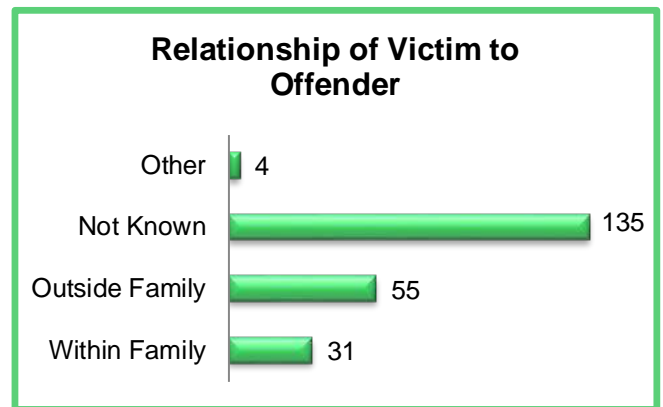
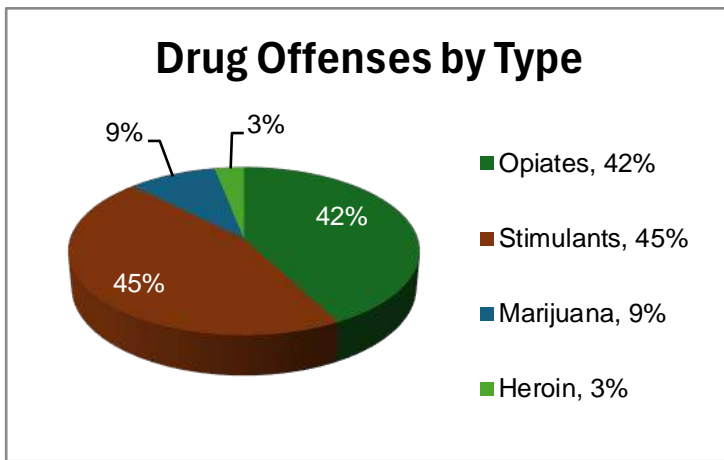
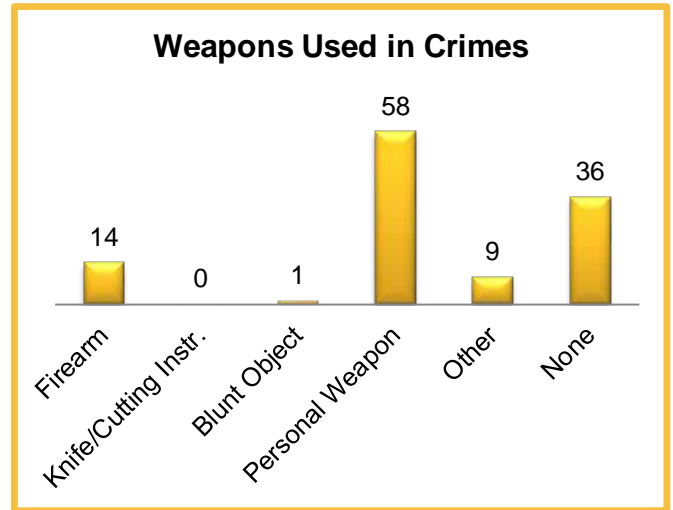
2024 Washington NIBRS Submission Agencies

Gig Harbor PD

Continued

2024 Group B Arrests

| Offense | Adult | Juvenile |
|-----------------------|-----------|----------|
| Bad Checks | 0 | 0 |
| Curfew/Vagrancy | 0 | 0 |
| Disorderly Conduct | 1 | 0 |
| Drunkenness | 0 | 0 |
| DUI | 18 | 0 |
| Family Offenses | 0 | 0 |
| Liquor Law Violations | 0 | 0 |
| Peeping Tom | 0 | 0 |
| Trespass | 2 | 0 |
| All Other Offenses | 47 | 1 |
| Total | 68 | 1 |



2024 Property Values by Type

| Type | Value |
|----------------------|-------------|
| Seized | \$4,100 |
| Burned | \$25,050 |
| Counterfeited/Forged | \$900 |
| Destroyed/Damaged | \$239,415 |
| Recovered | \$207,690 |
| Stolen | \$1,948,336 |

2024 Washington NIBRS Submission Agencies

Lakewood PD

Pierce County

Population: 64,620
Months Reported: 12

Offense Overview

Offense Total 5,778
of Cleared Offense 1,667
Percent Cleared 28.9%

Group A Arrest Overview

Arrest Total 1,103
Adult Arrest Total 1,050
Juvenile Arrest Total 53

| Group A Offenses | Reported 2023 | Reported 2024 | % of Change | Crime Rate per 1,000 | Total Arrests | DV Offense Totals |
|----------------------------------|---------------|---------------|---------------|----------------------|---------------|-------------------|
| Murder | 5 | 5 | 0.0% | 0.1 | 5 | 3 |
| Manslaughter | 0 | 0 | | 0.0 | 0 | 0 |
| Rape | 27 | 39 | 44.4% | 0.6 | 6 | 10 |
| Sodomy | 0 | 0 | | 0.0 | 0 | 0 |
| Sexual Assault w/Object | 2 | 0 | -100.0% | 0.0 | 0 | 0 |
| Fondling | 45 | 30 | -33.3% | 0.5 | 6 | 9 |
| Aggravated Assault | 352 | 314 | -10.8% | 4.9 | 102 | 116 |
| Simple Assault | 890 | 923 | 3.7% | 14.3 | 295 | 435 |
| Intimidation | 19 | 15 | -21.1% | 0.2 | 3 | 7 |
| Kidnapping | 23 | 29 | 26.1% | 0.4 | 19 | 21 |
| Incest | 1 | 1 | 0.0% | 0.0 | 0 | 0 |
| Statutory Rape | 10 | 1 | -90.0% | 0.0 | 0 | 0 |
| Human Trafficking Offenses | 0 | 3 | | 0.0 | 0 | 3 |
| Violation of No Contact/Protect. | 256 | 282 | 10.2% | 4.4 | 67 | 243 |
| Robbery | 109 | 83 | -23.9% | 1.3 | 37 | 3 |
| Burglary | 390 | 309 | -20.8% | 4.8 | 47 | 32 |
| Larceny-Theft Offenses | 1,556 | 1,625 | 4.4% | 25.1 | 252 | 19 |
| Motor Vehicle Theft | 1,158 | 378 | -67.4% | 5.8 | 15 | 7 |
| Arson | 9 | 12 | 33.3% | 0.2 | 6 | 0 |
| Destruction of Property | 1,126 | 802 | -28.8% | 12.4 | 56 | 103 |
| Counterfeiting/Forgery | 28 | 32 | 14.3% | 0.5 | 0 | 1 |
| Fraud Offenses | 334 | 334 | 0.0% | 5.2 | 10 | 4 |
| Embezzlement | 2 | 1 | -50.0% | 0.0 | 0 | 0 |
| Extortion/Blackmail | 12 | 15 | 25.0% | 0.2 | 0 | 0 |
| Bribery | 0 | 0 | | 0.0 | 0 | 0 |
| Stolen Property Offenses | 192 | 140 | -27.1% | 2.2 | 98 | 6 |
| Animal Cruelty | 3 | 9 | 200.0% | 0.1 | 0 | 0 |
| Drug/Narcotic Violations | 79 | 204 | 158.2% | 3.2 | 52 | 0 |
| Drug Equipment Violations | 5 | 49 | 880.0% | 0.8 | 4 | 0 |
| Gambling Offenses | 0 | 0 | | 0.0 | 0 | 0 |
| Pornography | 2 | 2 | 0.0% | 0.0 | 0 | 0 |
| Prostitution Offenses | 2 | 26 | 1200.0% | 0.4 | 5 | 0 |
| Weapon Law Violations | 147 | 115 | -21.8% | 1.8 | 18 | 0 |
| Grand Total | 6,784 | 5,778 | -14.8% | 89.4 | 1,103 | 1,022 |

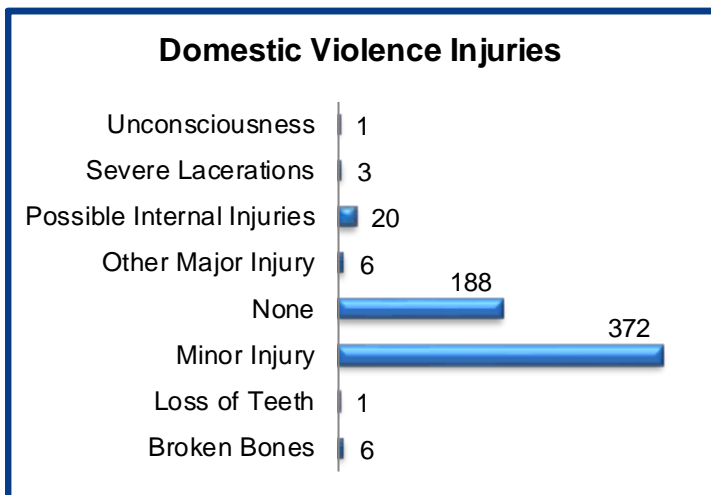
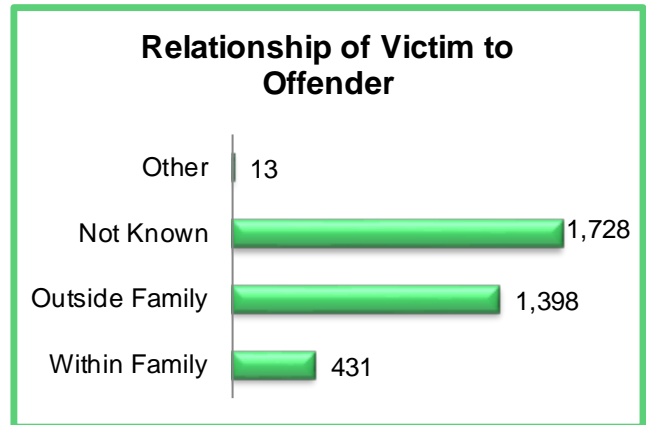
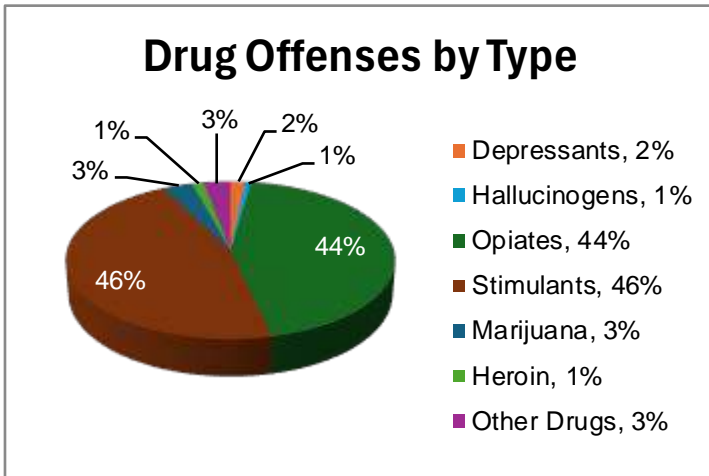
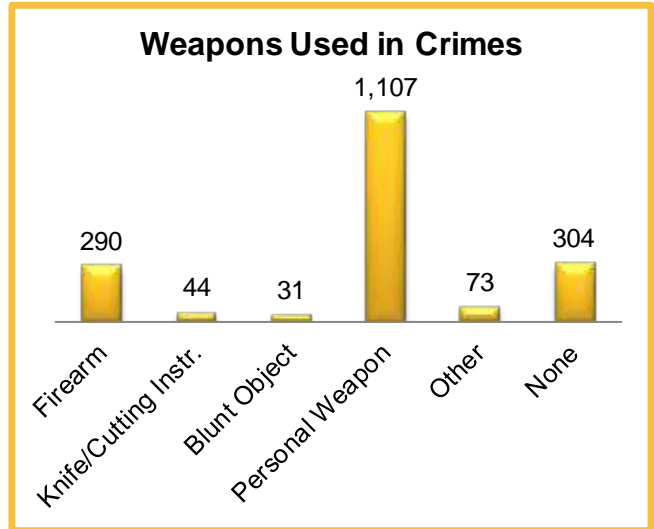
2024 Washington NIBRS Submission Agencies

Lakewood PD

Continued

2024 Group B Arrests

| Offense | Adult | Juvenile |
|-----------------------|------------|----------|
| Bad Checks | 0 | 0 |
| Curfew/Vagrancy | 0 | 0 |
| Disorderly Conduct | 28 | 0 |
| Drunkenness | 0 | 0 |
| DUI | 114 | 1 |
| Family Offenses | 2 | 0 |
| Liquor Law Violations | 2 | 0 |
| Peeping Tom | 0 | 0 |
| Trespass | 121 | 0 |
| All Other Offenses | 106 | 4 |
| Total | 373 | 5 |



2024 Property Values by Type

| Type | Value |
|----------------------|--------------|
| Seized | \$11,071 |
| Burned | \$36,684 |
| Counterfeited/Forged | \$66,222 |
| Destroyed/Damaged | \$3,784,045 |
| Recovered | \$1,419,989 |
| Stolen | \$18,368,517 |

2024 Washington NIBRS Submission Agencies

Milton PD

Pierce County

Population: 8,755
Months Reported: 12

Offense Overview

Offense Total 669
of Cleared Offense 208
Percent Cleared 31.1%

Group A Arrest Overview

Arrest Total 176
Adult Arrest Total 169
Juvenile Arrest Total 7

| Group A Offenses | Reported 2023 | Reported 2024 | % of Change | Crime Rate per 1,000 | Total Arrests | DV Offense Totals |
|----------------------------------|---------------|---------------|---------------|----------------------|---------------|-------------------|
| Murder | 0 | 1 | | 0.1 | 1 | 0 |
| Manslaughter | 0 | 0 | | 0.0 | 0 | 0 |
| Rape | 2 | 3 | 50.0% | 0.3 | 0 | 1 |
| Sodomy | 0 | 0 | | 0.0 | 0 | 0 |
| Sexual Assault w/Object | 0 | 0 | | 0.0 | 0 | 0 |
| Fondling | 2 | 2 | 0.0% | 0.2 | 0 | 1 |
| Aggravated Assault | 17 | 27 | 58.8% | 3.1 | 10 | 16 |
| Simple Assault | 59 | 65 | 10.2% | 7.4 | 25 | 30 |
| Intimidation | 4 | 2 | -50.0% | 0.2 | 0 | 0 |
| Kidnapping | 2 | 3 | 50.0% | 0.3 | 1 | 1 |
| Incest | 0 | 0 | | 0.0 | 0 | 0 |
| Statutory Rape | 1 | 1 | 0.0% | 0.1 | 0 | 0 |
| Human Trafficking Offenses | 0 | 0 | | 0.0 | 0 | 0 |
| Violation of No Contact/Protect. | 30 | 32 | 6.7% | 3.7 | 9 | 15 |
| Robbery | 10 | 8 | -20.0% | 0.9 | 1 | 0 |
| Burglary | 56 | 27 | -51.8% | 3.1 | 0 | 3 |
| Larceny-Theft Offenses | 220 | 163 | -25.9% | 18.6 | 11 | 2 |
| Motor Vehicle Theft | 119 | 62 | -47.9% | 7.1 | 1 | 0 |
| Arson | 2 | 0 | -100.0% | 0.0 | 0 | 0 |
| Destruction of Property | 136 | 89 | -34.6% | 10.2 | 6 | 15 |
| Counterfeiting/Forgery | 1 | 3 | 200.0% | 0.3 | 0 | 0 |
| Fraud Offenses | 28 | 45 | 60.7% | 5.1 | 2 | 1 |
| Embezzlement | 0 | 0 | | 0.0 | 0 | 0 |
| Extortion/Blackmail | 1 | 0 | -100.0% | 0.0 | 0 | 0 |
| Bribery | 0 | 0 | | 0.0 | 0 | 0 |
| Stolen Property Offenses | 24 | 25 | 4.2% | 2.9 | 14 | 0 |
| Animal Cruelty | 1 | 0 | -100.0% | 0.0 | 0 | 0 |
| Drug/Narcotic Violations | 41 | 93 | 126.8% | 10.6 | 91 | 0 |
| Drug Equipment Violations | 2 | 3 | 50.0% | 0.3 | 0 | 0 |
| Gambling Offenses | 0 | 0 | | 0.0 | 0 | 0 |
| Pornography | 0 | 1 | | 0.1 | 1 | 0 |
| Prostitution Offenses | 0 | 0 | | 0.0 | 0 | 0 |
| Weapon Law Violations | 15 | 14 | -6.7% | 1.6 | 3 | 0 |
| Grand Total | 773 | 669 | -13.5% | 76.4 | 176 | 85 |

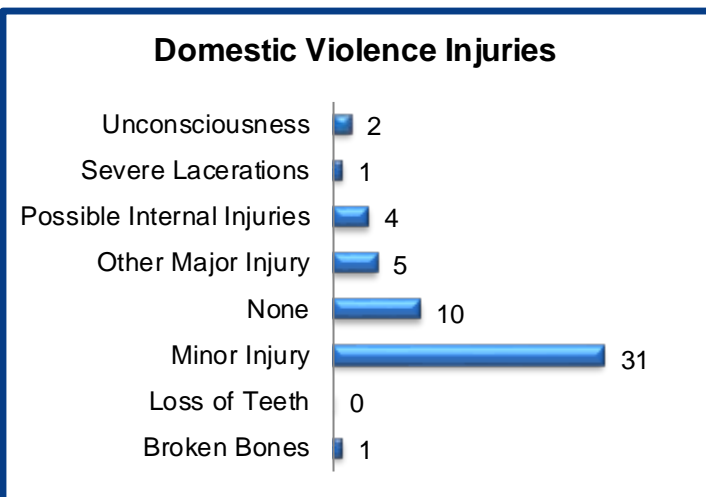
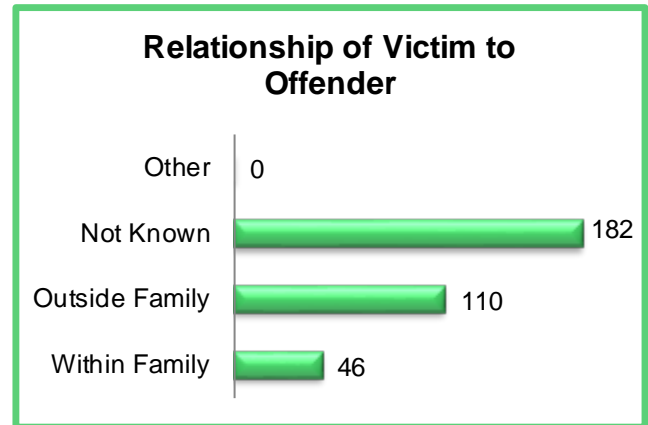
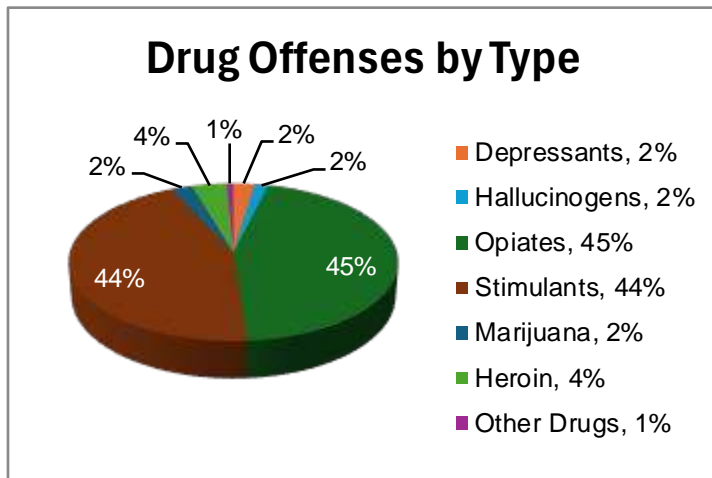
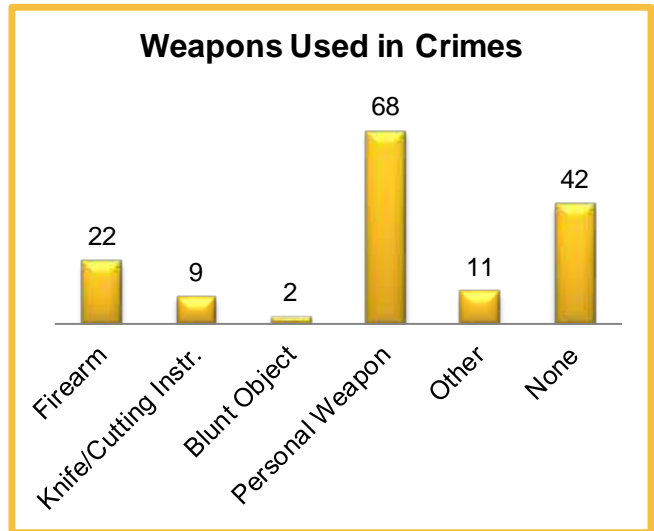
2024 Washington NIBRS Submission Agencies

Milton PD

Continued

2024 Group B Arrests

| Offense | Adult | Juvenile |
|-----------------------|-----------|----------|
| Bad Checks | 0 | 0 |
| Curfew/Vagrancy | 0 | 0 |
| Disorderly Conduct | 0 | 0 |
| Drunkenness | 0 | 0 |
| DUI | 17 | 0 |
| Family Offenses | 0 | 0 |
| Liquor Law Violations | 0 | 0 |
| Peeping Tom | 0 | 0 |
| Trespass | 3 | 0 |
| All Other Offenses | 16 | 0 |
| Total | 36 | 0 |



2024 Property Values by Type

| Type | Value |
|----------------------|-------------|
| Seized | \$201 |
| Burned | \$0 |
| Counterfeited/Forged | \$2,700 |
| Destroyed/Damaged | \$485,948 |
| Recovered | \$337,847 |
| Stolen | \$5,427,187 |

2024 Washington NIBRS Submission Agencies

Orting PD

Pierce County

Population: 9,125
Months Reported: 12

Offense Overview

Offense Total 310
of Cleared Offense 108
Percent Cleared 34.8%

Group A Arrest Overview

Arrest Total 79
Adult Arrest Total 72
Juvenile Arrest Total 7

| Group A Offenses | Reported 2023 | Reported 2024 | % of Change | Crime Rate per 1,000 | Total Arrests | DV Offense Totals |
|----------------------------------|---------------|---------------|--------------|----------------------|---------------|-------------------|
| Murder | 0 | 0 | | 0.0 | 0 | 0 |
| Manslaughter | 0 | 0 | | 0.0 | 0 | 0 |
| Rape | 1 | 4 | 300.0% | 0.4 | 0 | 1 |
| Sodomy | 1 | 0 | -100.0% | 0.0 | 0 | 0 |
| Sexual Assault w/Object | 0 | 0 | | 0.0 | 0 | 0 |
| Fondling | 3 | 3 | 0.0% | 0.3 | 0 | 1 |
| Aggravated Assault | 11 | 25 | 127.3% | 2.7 | 6 | 6 |
| Simple Assault | 43 | 62 | 44.2% | 6.8 | 32 | 32 |
| Intimidation | 2 | 2 | 0.0% | 0.2 | 0 | 0 |
| Kidnapping | 0 | 3 | | 0.3 | 0 | 0 |
| Incest | 0 | 0 | | 0.0 | 0 | 0 |
| Statutory Rape | 0 | 2 | | 0.2 | 0 | 2 |
| Human Trafficking Offenses | 0 | 0 | | 0.0 | 0 | 0 |
| Violation of No Contact/Protect. | 18 | 25 | 38.9% | 2.7 | 5 | 22 |
| Robbery | 0 | 2 | | 0.2 | 3 | 0 |
| Burglary | 8 | 16 | 100.0% | 1.8 | 2 | 2 |
| Larceny-Theft Offenses | 58 | 55 | -5.2% | 6.0 | 13 | 2 |
| Motor Vehicle Theft | 12 | 20 | 66.7% | 2.2 | 2 | 0 |
| Arson | 2 | 0 | -100.0% | 0.0 | 0 | 0 |
| Destruction of Property | 31 | 29 | -6.5% | 3.2 | 5 | 6 |
| Counterfeiting/Forgery | 2 | 3 | 50.0% | 0.3 | 0 | 0 |
| Fraud Offenses | 23 | 28 | 21.7% | 3.1 | 2 | 2 |
| Embezzlement | 1 | 0 | -100.0% | 0.0 | 1 | 0 |
| Extortion/Blackmail | 3 | 8 | 166.7% | 0.9 | 0 | 0 |
| Bribery | 0 | 0 | | 0.0 | 0 | 0 |
| Stolen Property Offenses | 1 | 8 | 700.0% | 0.9 | 3 | 1 |
| Animal Cruelty | 0 | 3 | | 0.3 | 0 | 0 |
| Drug/Narcotic Violations | 1 | 3 | 200.0% | 0.3 | 1 | 0 |
| Drug Equipment Violations | 2 | 0 | -100.0% | 0.0 | 0 | 0 |
| Gambling Offenses | 0 | 0 | | 0.0 | 0 | 0 |
| Pornography | 0 | 0 | | 0.0 | 0 | 0 |
| Prostitution Offenses | 0 | 0 | | 0.0 | 0 | 0 |
| Weapon Law Violations | 4 | 9 | 125.0% | 1.0 | 4 | 0 |
| Grand Total | 227 | 310 | 36.6% | 34.0 | 79 | 77 |

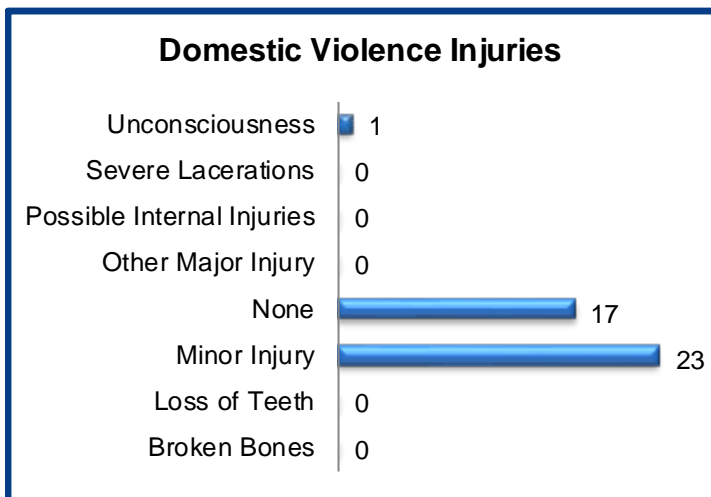
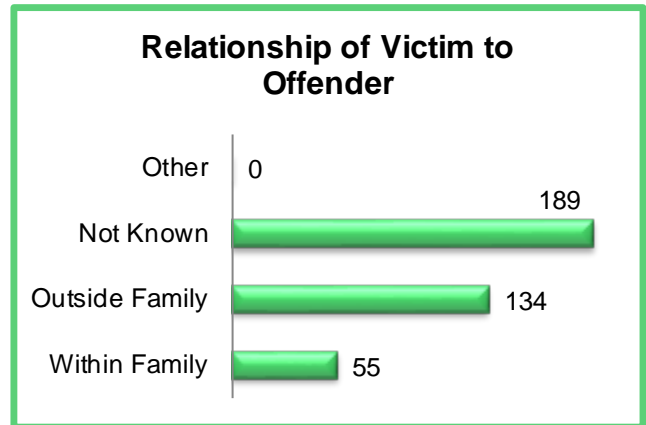
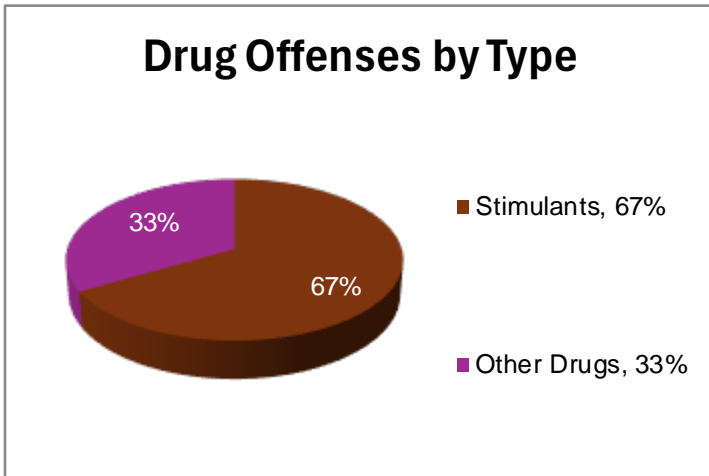
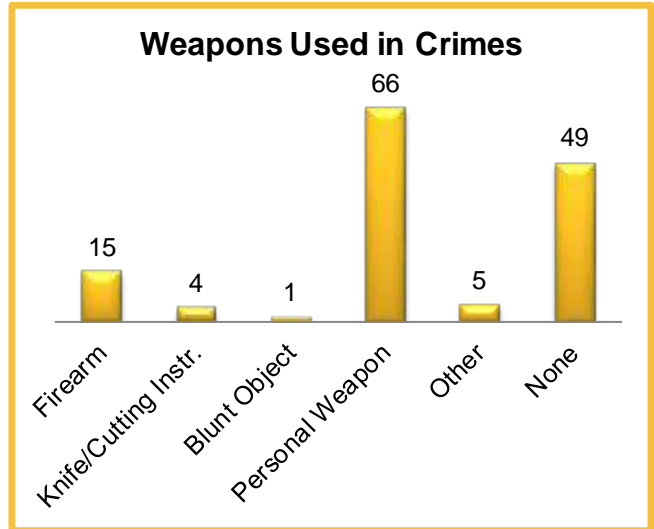
2024 Washington NIBRS Submission Agencies

Orting PD

Continued

2024 Group B Arrests

| Offense | Adult | Juvenile |
|-----------------------|-----------|----------|
| Bad Checks | 0 | 0 |
| Curfew/Vagrancy | 0 | 0 |
| Disorderly Conduct | 0 | 0 |
| Drunkenness | 0 | 0 |
| DUI | 16 | 0 |
| Family Offenses | 0 | 0 |
| Liquor Law Violations | 0 | 0 |
| Peeping Tom | 0 | 0 |
| Trespass | 8 | 0 |
| All Other Offenses | 11 | 1 |
| Total | 35 | 1 |



2024 Property Values by Type

| Type | Value |
|----------------------|-----------|
| Seized | \$0 |
| Burned | \$0 |
| Counterfeited/Forged | \$60 |
| Destroyed/Damaged | \$96,900 |
| Recovered | \$198,026 |
| Stolen | \$685,119 |

2024 Washington NIBRS Submission Agencies

Puyallup PD

Pierce County

Population: 43,410
Months Reported: 12

Offense Overview

Offense Total 4,030
of Cleared Offense 1,783
Percent Cleared 44.2%

Group A Arrest Overview

Arrest Total 1,367
Adult Arrest Total 1,300
Juvenile Arrest Total 67

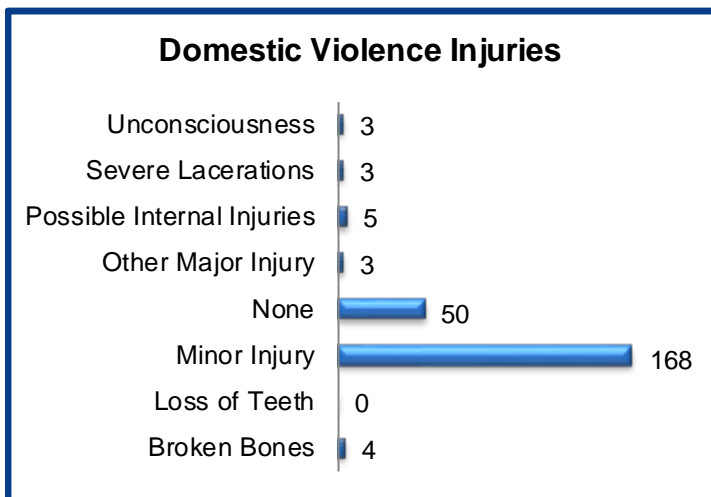
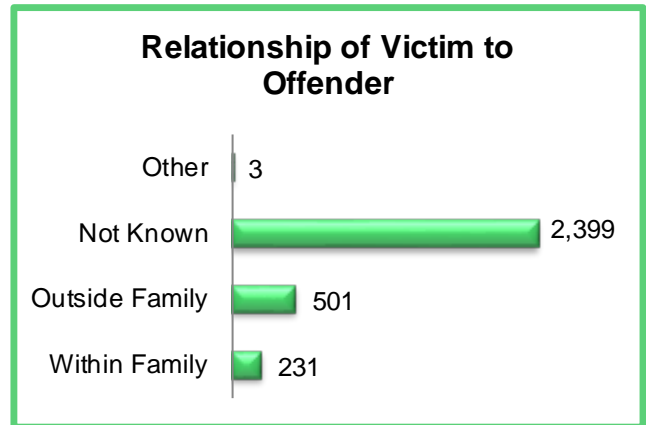
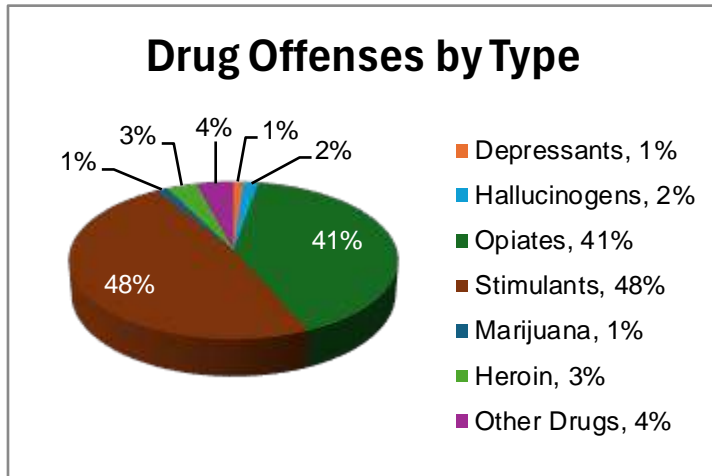
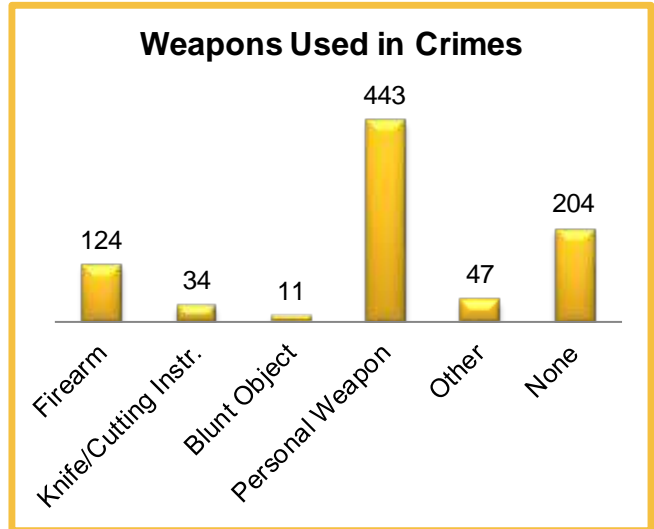
| Group A Offenses | Reported 2023 | Reported 2024 | % of Change | Crime Rate per 1,000 | Total Arrests | DV Offense Totals |
|----------------------------------|---------------|---------------|---------------|----------------------|---------------|-------------------|
| Murder | 0 | 1 | | 0.0 | 3 | 0 |
| Manslaughter | 0 | 0 | | 0.0 | 0 | 0 |
| Rape | 15 | 15 | 0.0% | 0.3 | 0 | 5 |
| Sodomy | 0 | 0 | | 0.0 | 0 | 0 |
| Sexual Assault w/Object | 0 | 0 | | 0.0 | 0 | 0 |
| Fondling | 22 | 25 | 13.6% | 0.6 | 0 | 5 |
| Aggravated Assault | 103 | 122 | 18.4% | 2.8 | 47 | 39 |
| Simple Assault | 404 | 413 | 2.2% | 9.5 | 243 | 172 |
| Intimidation | 6 | 14 | 133.3% | 0.3 | 1 | 5 |
| Kidnapping | 4 | 14 | 250.0% | 0.3 | 5 | 8 |
| Incest | 0 | 2 | | 0.0 | 0 | 2 |
| Statutory Rape | 1 | 6 | 500.0% | 0.1 | 4 | 0 |
| Human Trafficking Offenses | 0 | 3 | | 0.1 | 0 | 0 |
| Violation of No Contact/Protect. | 143 | 138 | -3.5% | 3.2 | 87 | 122 |
| Robbery | 62 | 37 | -40.3% | 0.9 | 24 | 1 |
| Burglary | 320 | 191 | -40.3% | 4.4 | 31 | 4 |
| Larceny-Theft Offenses | 1,381 | 1,180 | -14.6% | 27.2 | 318 | 10 |
| Motor Vehicle Theft | 744 | 341 | -54.2% | 7.9 | 19 | 3 |
| Arson | 41 | 12 | -70.7% | 0.3 | 5 | 0 |
| Destruction of Property | 453 | 391 | -13.7% | 9.0 | 43 | 58 |
| Counterfeiting/Forgery | 39 | 36 | -7.7% | 0.8 | 15 | 0 |
| Fraud Offenses | 270 | 248 | -8.1% | 5.7 | 19 | 6 |
| Embezzlement | 0 | 1 | | 0.0 | 0 | 0 |
| Extortion/Blackmail | 22 | 13 | -40.9% | 0.3 | 0 | 0 |
| Bribery | 0 | 0 | | 0.0 | 0 | 0 |
| Stolen Property Offenses | 213 | 187 | -12.2% | 4.3 | 96 | 0 |
| Animal Cruelty | 5 | 6 | 20.0% | 0.1 | 0 | 0 |
| Drug/Narcotic Violations | 287 | 529 | 84.3% | 12.2 | 377 | 0 |
| Drug Equipment Violations | 13 | 4 | -69.2% | 0.1 | 4 | 0 |
| Gambling Offenses | 0 | 0 | | 0.0 | 0 | 0 |
| Pornography | 14 | 11 | -21.4% | 0.3 | 4 | 0 |
| Prostitution Offenses | 0 | 1 | | 0.0 | 0 | 0 |
| Weapon Law Violations | 89 | 89 | 0.0% | 2.1 | 22 | 0 |
| Grand Total | 4,651 | 4,030 | -13.4% | 92.8 | 1,367 | 440 |

Puyallup PD

Continued

2024 Group B Arrests

| Offense | Adult | Juvenile |
|-----------------------|------------|-----------|
| Bad Checks | 0 | 0 |
| Curfew/Vagrancy | 1 | 0 |
| Disorderly Conduct | 15 | 0 |
| Drunkenness | 0 | 0 |
| DUI | 405 | 8 |
| Family Offenses | 2 | 0 |
| Liquor Law Violations | 5 | 1 |
| Peeping Tom | 0 | 0 |
| Trespass | 169 | 3 |
| All Other Offenses | 330 | 7 |
| Total | 927 | 19 |



2024 Property Values by Type

| Type | Value |
|----------------------|-------------|
| Seized | \$101,304 |
| Burned | \$4,200 |
| Counterfeited/Forged | \$29,136 |
| Destroyed/Damaged | \$1,035,023 |
| Recovered | \$2,581,551 |
| Stolen | \$8,124,837 |

2024 Washington NIBRS Submission Agencies

Roy PD

Pierce County

Population: 815
Months Reported: 12

Offense Overview

Offense Total 18
of Cleared Offense 8
Percent Cleared 44.4%

Group A Arrest Overview

Arrest Total 4
Adult Arrest Total 4
Juvenile Arrest Total 0

| Group A Offenses | Reported 2023 | Reported 2024 | % of Change | Crime Rate per 1,000 | Total Arrests | DV Offense Totals |
|----------------------------------|---------------|---------------|--------------|----------------------|---------------|-------------------|
| Murder | 0 | 0 | | 0.0 | 0 | 0 |
| Manslaughter | 0 | 0 | | 0.0 | 0 | 0 |
| Rape | 0 | 3 | | 3.7 | 1 | 3 |
| Sodomy | 0 | 0 | | 0.0 | 0 | 0 |
| Sexual Assault w/Object | 0 | 0 | | 0.0 | 0 | 0 |
| Fondling | 1 | 0 | -100.0% | 0.0 | 0 | 0 |
| Aggravated Assault | 1 | 1 | 0.0% | 1.2 | 1 | 1 |
| Simple Assault | 1 | 4 | 300.0% | 4.9 | 1 | 3 |
| Intimidation | 0 | 0 | | 0.0 | 0 | 0 |
| Kidnapping | 0 | 0 | | 0.0 | 0 | 0 |
| Incest | 0 | 0 | | 0.0 | 0 | 0 |
| Statutory Rape | 0 | 0 | | 0.0 | 0 | 0 |
| Human Trafficking Offenses | 0 | 0 | | 0.0 | 0 | 0 |
| Violation of No Contact/Protect. | 0 | 0 | | 0.0 | 0 | 0 |
| Robbery | 1 | 0 | -100.0% | 0.0 | 0 | 0 |
| Burglary | 2 | 2 | 0.0% | 2.5 | 0 | 1 |
| Larceny-Theft Offenses | 3 | 2 | -33.3% | 2.5 | 0 | 0 |
| Motor Vehicle Theft | 3 | 2 | -33.3% | 2.5 | 0 | 0 |
| Arson | 0 | 0 | | 0.0 | 0 | 0 |
| Destruction of Property | 2 | 1 | -50.0% | 1.2 | 0 | 0 |
| Counterfeiting/Forgery | 0 | 0 | | 0.0 | 0 | 0 |
| Fraud Offenses | 0 | 1 | | 1.2 | 0 | 0 |
| Embezzlement | 0 | 0 | | 0.0 | 0 | 0 |
| Extortion/Blackmail | 0 | 0 | | 0.0 | 0 | 0 |
| Bribery | 0 | 0 | | 0.0 | 0 | 0 |
| Stolen Property Offenses | 0 | 1 | | 1.2 | 1 | 0 |
| Animal Cruelty | 0 | 0 | | 0.0 | 0 | 0 |
| Drug/Narcotic Violations | 0 | 1 | | 1.2 | 0 | 0 |
| Drug Equipment Violations | 0 | 0 | | 0.0 | 0 | 0 |
| Gambling Offenses | 0 | 0 | | 0.0 | 0 | 0 |
| Pornography | 0 | 0 | | 0.0 | 0 | 0 |
| Prostitution Offenses | 0 | 0 | | 0.0 | 0 | 0 |
| Weapon Law Violations | 0 | 0 | | 0.0 | 0 | 0 |
| Grand Total | 14 | 18 | 28.6% | 22.1 | 4 | 8 |

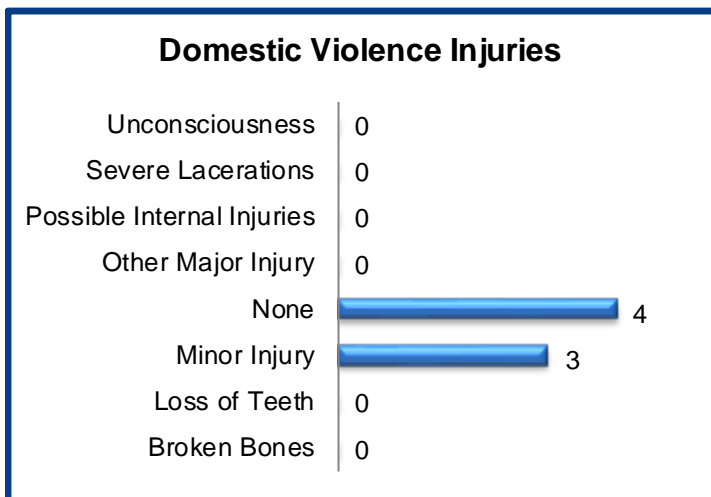
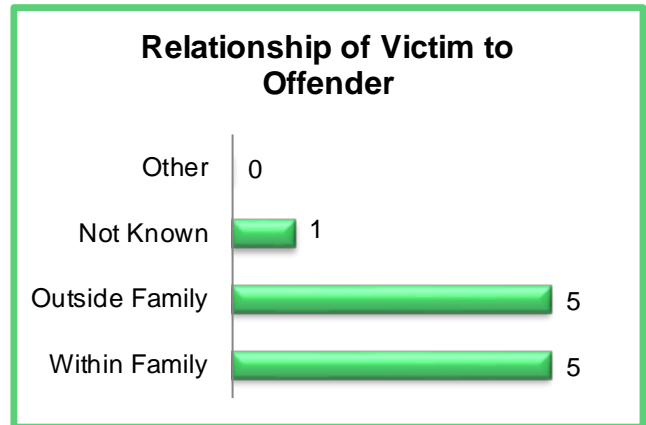
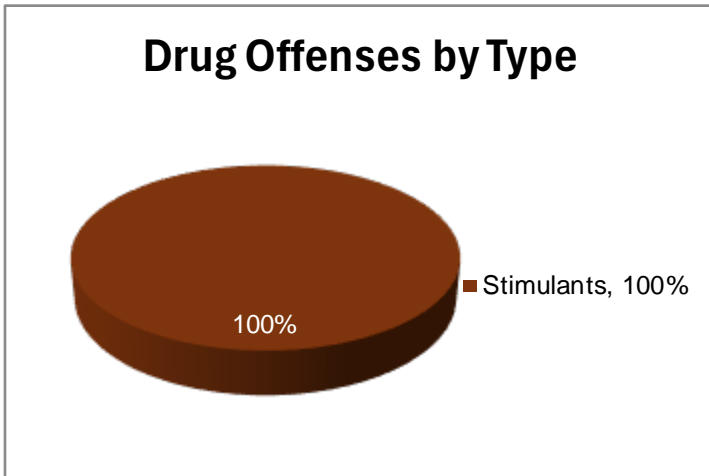
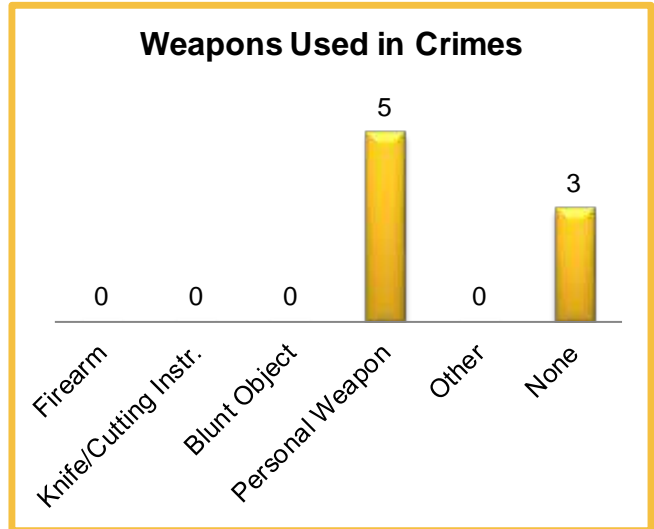
2024 Washington NIBRS Submission Agencies

Roy PD

Continued

2024 Group B Arrests

| Offense | Adult | Juvenile |
|-----------------------|----------|----------|
| Bad Checks | 0 | 0 |
| Curfew/Vagrancy | 0 | 0 |
| Disorderly Conduct | 0 | 0 |
| Drunkenness | 0 | 0 |
| DUI | 0 | 0 |
| Family Offenses | 0 | 0 |
| Liquor Law Violations | 0 | 0 |
| Peeping Tom | 0 | 0 |
| Trespass | 0 | 0 |
| All Other Offenses | 1 | 0 |
| Total | 1 | 0 |



2024 Property Values by Type

| Type | Value |
|----------------------|----------|
| Seized | \$0 |
| Burned | \$0 |
| Counterfeited/Forged | \$0 |
| Destroyed/Damaged | \$400 |
| Recovered | \$0 |
| Stolen | \$58,160 |

2024 Washington NIBRS Submission Agencies

Ruston PD

Pierce County

Population: 1,065
Months Reported: 12

Offense Overview

Offense Total 124
of Cleared Offense 34
Percent Cleared 27.4%

Group A Arrest Overview

Arrest Total 20
Adult Arrest Total 20
Juvenile Arrest Total 0

| Group A Offenses | Reported 2023 | Reported 2024 | % of Change | Crime Rate per 1,000 | Total Arrests | DV Offense Totals |
|----------------------------------|---------------|---------------|---------------|----------------------|---------------|-------------------|
| Murder | 0 | 0 | | 0.0 | 0 | 0 |
| Manslaughter | 0 | 0 | | 0.0 | 0 | 0 |
| Rape | 0 | 1 | | 0.9 | 0 | 1 |
| Sodomy | 0 | 0 | | 0.0 | 0 | 0 |
| Sexual Assault w/Object | 0 | 0 | | 0.0 | 0 | 0 |
| Fondling | 1 | 0 | -100.0% | 0.0 | 0 | 0 |
| Aggravated Assault | 8 | 14 | 75.0% | 13.1 | 9 | 4 |
| Simple Assault | 7 | 8 | 14.3% | 7.5 | 2 | 2 |
| Intimidation | 0 | 0 | | 0.0 | 0 | 0 |
| Kidnapping | 2 | 0 | -100.0% | 0.0 | 0 | 0 |
| Incest | 0 | 0 | | 0.0 | 0 | 0 |
| Statutory Rape | 0 | 0 | | 0.0 | 0 | 0 |
| Human Trafficking Offenses | 0 | 0 | | 0.0 | 0 | 0 |
| Violation of No Contact/Protect. | 7 | 8 | 14.3% | 7.5 | 3 | 7 |
| Robbery | 5 | 1 | -80.0% | 0.9 | 0 | 0 |
| Burglary | 7 | 7 | 0.0% | 6.6 | 0 | 0 |
| Larceny-Theft Offenses | 42 | 33 | -21.4% | 31.0 | 1 | 0 |
| Motor Vehicle Theft | 36 | 14 | -61.1% | 13.1 | 0 | 0 |
| Arson | 0 | 1 | | 0.9 | 0 | 0 |
| Destruction of Property | 24 | 22 | -8.3% | 20.7 | 2 | 3 |
| Counterfeiting/Forgery | 0 | 0 | | 0.0 | 0 | 0 |
| Fraud Offenses | 3 | 2 | -33.3% | 1.9 | 1 | 0 |
| Embezzlement | 0 | 0 | | 0.0 | 0 | 0 |
| Extortion/Blackmail | 0 | 0 | | 0.0 | 0 | 0 |
| Bribery | 0 | 0 | | 0.0 | 0 | 0 |
| Stolen Property Offenses | 3 | 3 | 0.0% | 2.8 | 0 | 0 |
| Animal Cruelty | 0 | 1 | | 0.9 | 0 | 0 |
| Drug/Narcotic Violations | 1 | 4 | 300.0% | 3.8 | 1 | 0 |
| Drug Equipment Violations | 0 | 1 | | 0.9 | 0 | 0 |
| Gambling Offenses | 0 | 0 | | 0.0 | 0 | 0 |
| Pornography | 0 | 0 | | 0.0 | 0 | 0 |
| Prostitution Offenses | 1 | 0 | -100.0% | 0.0 | 0 | 0 |
| Weapon Law Violations | 3 | 4 | 33.3% | 3.8 | 1 | 0 |
| Grand Total | 150 | 124 | -17.3% | 116.4 | 20 | 17 |

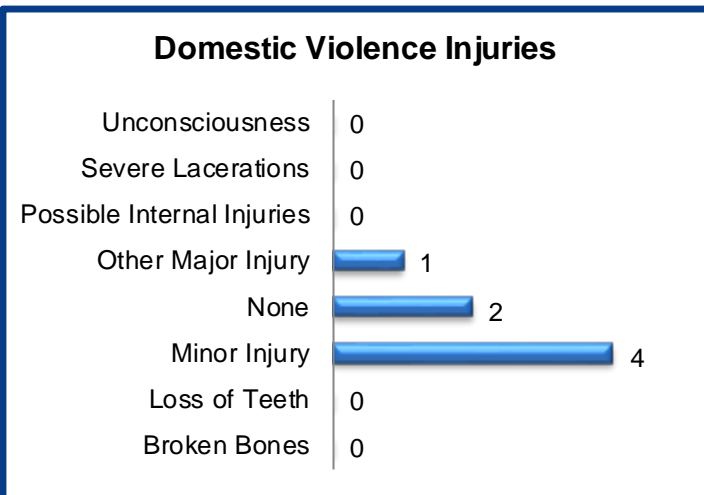
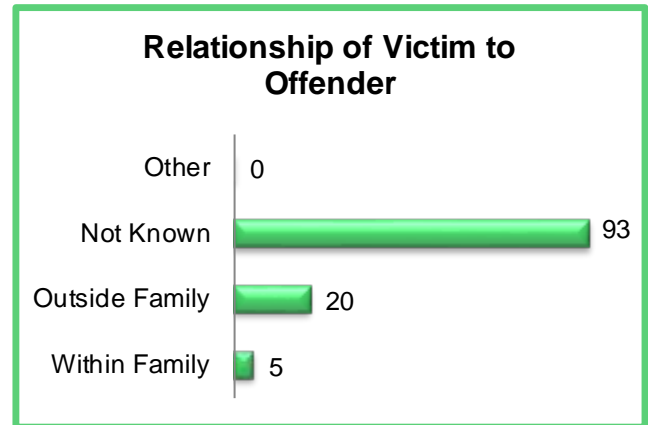
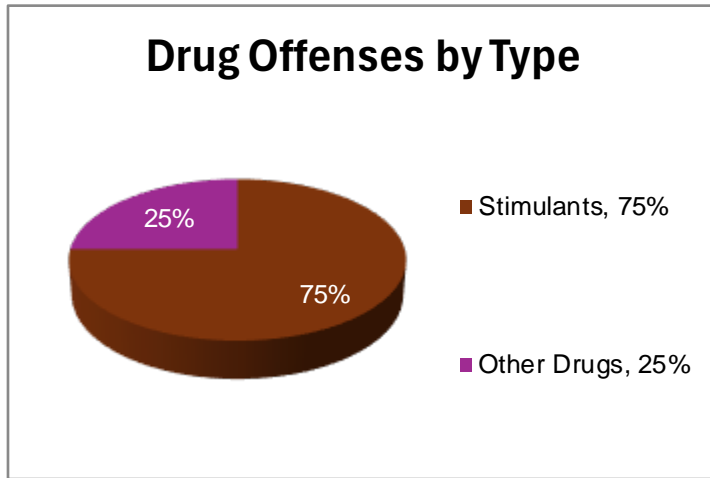
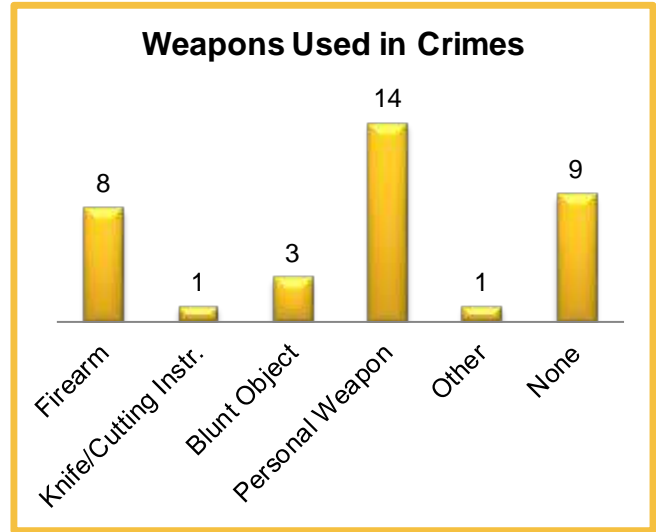
2024 Washington NIBRS Submission Agencies

Ruston PD

Continued

2024 Group B Arrests

| Offense | Adult | Juvenile |
|-----------------------|------------|----------|
| Bad Checks | 0 | 0 |
| Curfew/Vagrancy | 0 | 0 |
| Disorderly Conduct | 0 | 0 |
| Drunkenness | 0 | 0 |
| DUI | 5 | 0 |
| Family Offenses | 0 | 0 |
| Liquor Law Violations | 0 | 0 |
| Peeping Tom | 0 | 0 |
| Trespass | 0 | 0 |
| All Other Offenses | 105 | 2 |
| Total | 110 | 2 |



2024 Property Values by Type

| Type | Value |
|----------------------|-----------|
| Seized | \$10 |
| Burned | \$0 |
| Counterfeited/Forged | \$0 |
| Destroyed/Damaged | \$208,348 |
| Recovered | \$52,100 |
| Stolen | \$215,884 |

2024 Washington NIBRS Submission Agencies

Steilacoom PD

Pierce County

Population: 6,845
Months Reported: 12

Offense Overview

Offense Total 161
of Cleared Offense 29
Percent Cleared 18.0%

Group A Arrest Overview

Arrest Total 17
Adult Arrest Total 16
Juvenile Arrest Total 1

| Group A Offenses | Reported 2023 | Reported 2024 | % of Change | Crime Rate per 1,000 | Total Arrests | DV Offense Totals |
|----------------------------------|---------------|---------------|---------------|----------------------|---------------|-------------------|
| Murder | 0 | 0 | | 0.0 | 0 | 0 |
| Manslaughter | 0 | 0 | | 0.0 | 0 | 0 |
| Rape | 1 | 4 | 300.0% | 0.6 | 0 | 3 |
| Sodomy | 0 | 0 | | 0.0 | 0 | 0 |
| Sexual Assault w/Object | 0 | 0 | | 0.0 | 0 | 0 |
| Fondling | 1 | 1 | 0.0% | 0.1 | 1 | 1 |
| Aggravated Assault | 9 | 3 | -66.7% | 0.4 | 1 | 2 |
| Simple Assault | 34 | 28 | -17.6% | 4.1 | 7 | 21 |
| Intimidation | 1 | 0 | -100.0% | 0.0 | 0 | 0 |
| Kidnapping | 1 | 0 | -100.0% | 0.0 | 0 | 0 |
| Incest | 0 | 0 | | 0.0 | 0 | 0 |
| Statutory Rape | 1 | 2 | 100.0% | 0.3 | 0 | 1 |
| Human Trafficking Offenses | 0 | 0 | | 0.0 | 0 | 0 |
| Violation of No Contact/Protect. | 14 | 11 | -21.4% | 1.6 | 2 | 10 |
| Robbery | 2 | 0 | -100.0% | 0.0 | 0 | 0 |
| Burglary | 10 | 4 | -60.0% | 0.6 | 2 | 1 |
| Larceny-Theft Offenses | 51 | 40 | -21.6% | 5.8 | 1 | 1 |
| Motor Vehicle Theft | 25 | 6 | -76.0% | 0.9 | 0 | 0 |
| Arson | 1 | 1 | 0.0% | 0.1 | 1 | 1 |
| Destruction of Property | 42 | 35 | -16.7% | 5.1 | 0 | 3 |
| Counterfeiting/Forgery | 1 | 1 | 0.0% | 0.1 | 0 | 0 |
| Fraud Offenses | 19 | 16 | -15.8% | 2.3 | 0 | 0 |
| Embezzlement | 0 | 0 | | 0.0 | 0 | 0 |
| Extortion/Blackmail | 1 | 0 | -100.0% | 0.0 | 0 | 0 |
| Bribery | 0 | 0 | | 0.0 | 0 | 0 |
| Stolen Property Offenses | 3 | 3 | 0.0% | 0.4 | 1 | 0 |
| Animal Cruelty | 0 | 0 | | 0.0 | 0 | 0 |
| Drug/Narcotic Violations | 3 | 4 | 33.3% | 0.6 | 1 | 0 |
| Drug Equipment Violations | 0 | 0 | | 0.0 | 0 | 0 |
| Gambling Offenses | 0 | 0 | | 0.0 | 0 | 0 |
| Pornography | 0 | 0 | | 0.0 | 0 | 0 |
| Prostitution Offenses | 0 | 0 | | 0.0 | 0 | 0 |
| Weapon Law Violations | 3 | 2 | -33.3% | 0.3 | 0 | 0 |
| Grand Total | 223 | 161 | -27.8% | 23.5 | 17 | 44 |

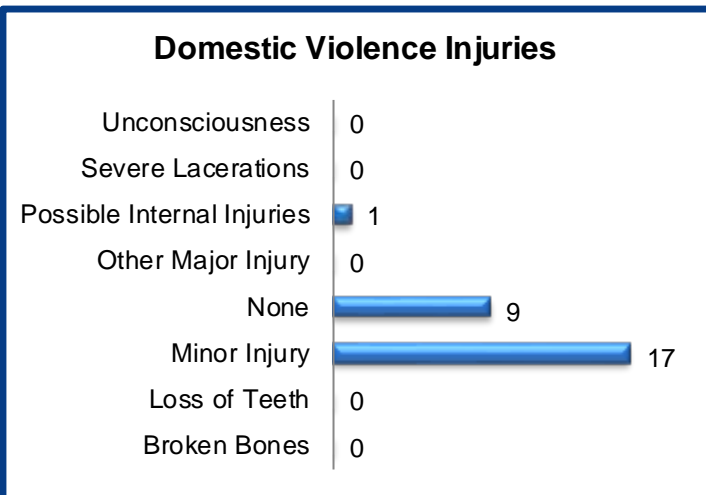
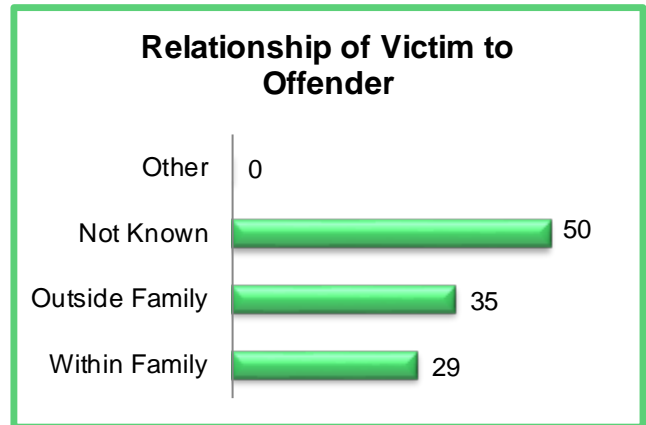
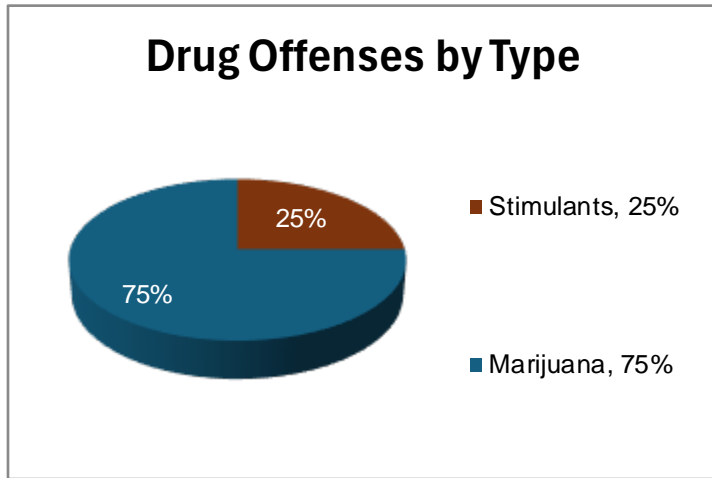
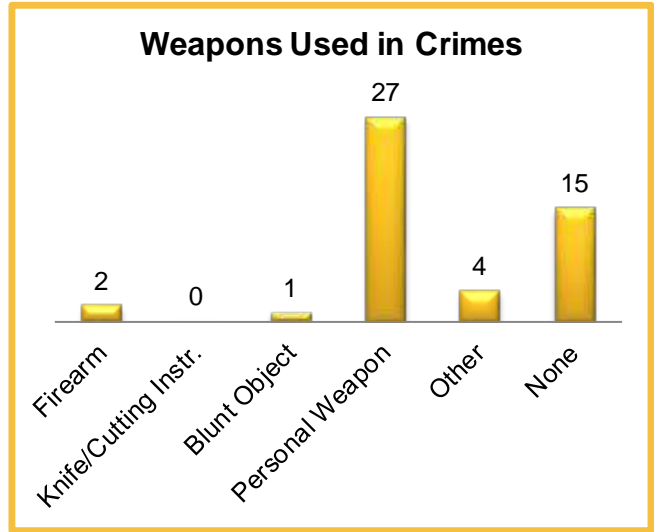
2024 Washington NIBRS Submission Agencies

Steilacoom PD

Continued

2024 Group B Arrests

| Offense | Adult | Juvenile |
|-----------------------|-----------|----------|
| Bad Checks | 0 | 0 |
| Curfew/Vagrancy | 0 | 0 |
| Disorderly Conduct | 0 | 0 |
| Drunkenness | 0 | 0 |
| DUI | 6 | 2 |
| Family Offenses | 0 | 0 |
| Liquor Law Violations | 0 | 0 |
| Peeping Tom | 0 | 0 |
| Trespass | 1 | 0 |
| All Other Offenses | 8 | 0 |
| Total | 15 | 2 |



2024 Property Values by Type

| Type | Value |
|----------------------|-----------|
| Seized | \$0 |
| Burned | \$0 |
| Counterfeited/Forged | \$0 |
| Destroyed/Damaged | \$131,490 |
| Recovered | \$21,600 |
| Stolen | \$265,001 |

2024 Washington NIBRS Submission Agencies

Sumner PD

Pierce County

Population: 11,040
Months Reported: 12

Offense Overview

Offense Total 764
of Cleared Offense 136
Percent Cleared 17.8%

Group A Arrest Overview

Arrest Total 112
Adult Arrest Total 104
Juvenile Arrest Total 8

| Group A Offenses | Reported 2023 | Reported 2024 | % of Change | Crime Rate per 1,000 | Total Arrests | DV Offense Totals |
|----------------------------------|---------------|---------------|---------------|----------------------|---------------|-------------------|
| Murder | 0 | 0 | | 0.0 | 0 | 0 |
| Manslaughter | 0 | 0 | | 0.0 | 0 | 0 |
| Rape | 3 | 3 | 0.0% | 0.3 | 0 | 1 |
| Sodomy | 0 | 0 | | 0.0 | 0 | 0 |
| Sexual Assault w/Object | 1 | 0 | -100.0% | 0.0 | 0 | 0 |
| Fondling | 15 | 6 | -60.0% | 0.5 | 0 | 0 |
| Aggravated Assault | 25 | 22 | -12.0% | 2.0 | 8 | 5 |
| Simple Assault | 78 | 72 | -7.7% | 6.5 | 30 | 34 |
| Intimidation | 2 | 5 | 150.0% | 0.5 | 0 | 0 |
| Kidnapping | 3 | 0 | -100.0% | 0.0 | 0 | 0 |
| Incest | 0 | 0 | | 0.0 | 0 | 0 |
| Statutory Rape | 0 | 1 | | 0.1 | 0 | 0 |
| Human Trafficking Offenses | 0 | 0 | | 0.0 | 0 | 0 |
| Violation of No Contact/Protect. | 25 | 24 | -4.0% | 2.2 | 19 | 22 |
| Robbery | 21 | 4 | -81.0% | 0.4 | 1 | 0 |
| Burglary | 88 | 68 | -22.7% | 6.2 | 3 | 3 |
| Larceny-Theft Offenses | 307 | 225 | -26.7% | 20.4 | 10 | 1 |
| Motor Vehicle Theft | 146 | 89 | -39.0% | 8.1 | 3 | 0 |
| Arson | 5 | 2 | -60.0% | 0.2 | 0 | 0 |
| Destruction of Property | 193 | 152 | -21.2% | 13.8 | 8 | 19 |
| Counterfeiting/Forgery | 3 | 4 | 33.3% | 0.4 | 0 | 0 |
| Fraud Offenses | 56 | 46 | -17.9% | 4.2 | 0 | 0 |
| Embezzlement | 0 | 0 | | 0.0 | 0 | 0 |
| Extortion/Blackmail | 7 | 1 | -85.7% | 0.1 | 0 | 0 |
| Bribery | 0 | 0 | | 0.0 | 0 | 0 |
| Stolen Property Offenses | 12 | 10 | -16.7% | 0.9 | 4 | 0 |
| Animal Cruelty | 0 | 0 | | 0.0 | 0 | 0 |
| Drug/Narcotic Violations | 2 | 24 | 1100.0% | 2.2 | 23 | 0 |
| Drug Equipment Violations | 1 | 2 | 100.0% | 0.2 | 2 | 0 |
| Gambling Offenses | 0 | 0 | | 0.0 | 0 | 0 |
| Pornography | 1 | 2 | 100.0% | 0.2 | 1 | 0 |
| Prostitution Offenses | 0 | 0 | | 0.0 | 0 | 0 |
| Weapon Law Violations | 4 | 2 | -50.0% | 0.2 | 0 | 0 |
| Grand Total | 998 | 764 | -23.4% | 69.2 | 112 | 85 |

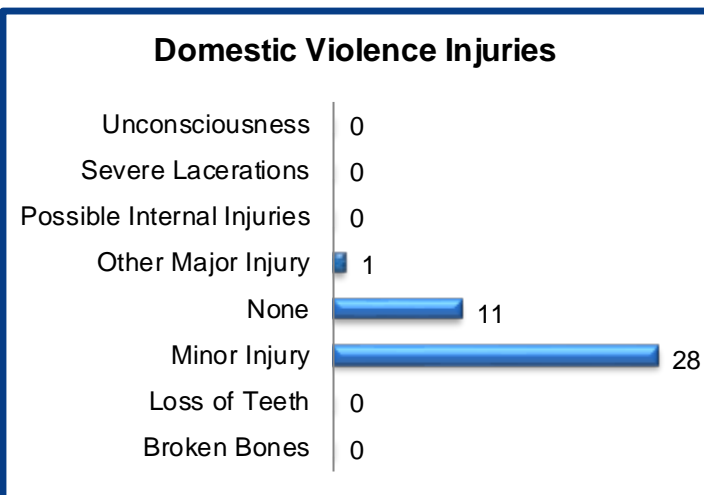
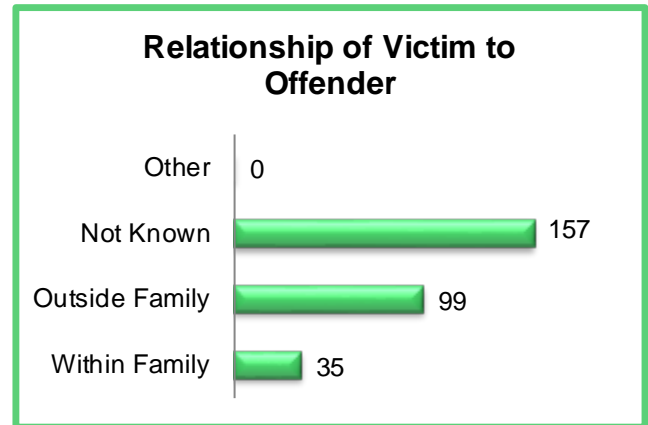
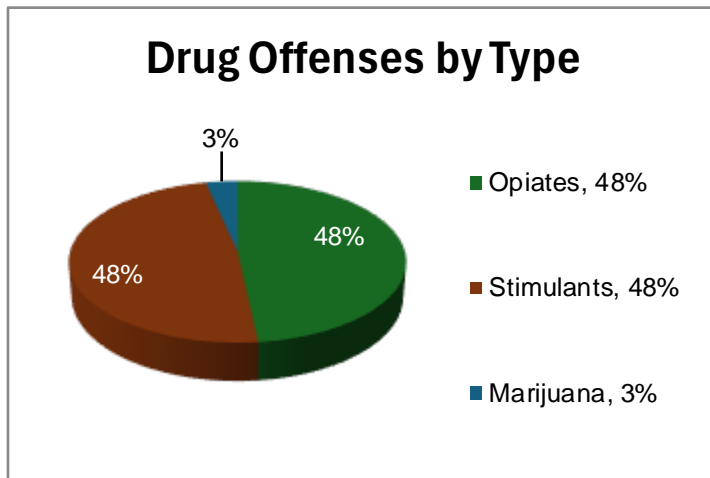
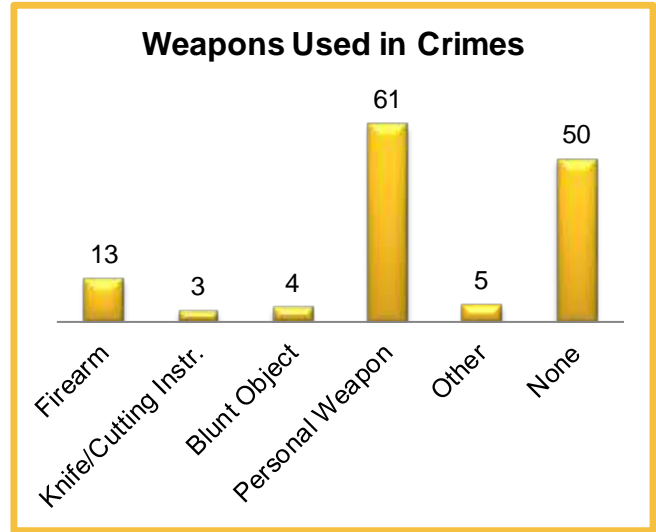
2024 Washington NIBRS Submission Agencies

Sumner PD

Continued

2024 Group B Arrests

| Offense | Adult | Juvenile |
|-----------------------|------------|----------|
| Bad Checks | 0 | 0 |
| Curfew/Vagrancy | 0 | 0 |
| Disorderly Conduct | 12 | 0 |
| Drunkenness | 0 | 0 |
| DUI | 32 | 0 |
| Family Offenses | 0 | 0 |
| Liquor Law Violations | 1 | 1 |
| Peeping Tom | 0 | 0 |
| Trespass | 4 | 1 |
| All Other Offenses | 123 | 3 |
| Total | 172 | 5 |



2024 Property Values by Type

| Type | Value |
|----------------------|-------------|
| Seized | \$5 |
| Burned | \$1,000 |
| Counterfeited/Forged | \$8,610 |
| Destroyed/Damaged | \$632,217 |
| Recovered | \$804,322 |
| Stolen | \$4,094,397 |

2024 Washington NIBRS Submission Agencies

Tacoma PD

Pierce County

Population: 225,100
Months Reported: 12

Offense Overview

Offense Total 27,007
of Cleared Offense 4,189
Percent Cleared 15.5%

Group A Arrest Overview

Arrest Total 2,876
Adult Arrest Total 2,718
Juvenile Arrest Total 158

| Group A Offenses | Reported 2023 | Reported 2024 | % of Change | Crime Rate per 1,000 | Total Arrests | DV Offense Totals |
|----------------------------------|---------------|---------------|---------------|----------------------|---------------|-------------------|
| Murder | 30 | 23 | -23.3% | 0.1 | 19 | 1 |
| Manslaughter | 0 | 0 | | 0.0 | 0 | 0 |
| Rape | 153 | 157 | 2.6% | 0.7 | 7 | 41 |
| Sodomy | 2 | 0 | -100.0% | 0.0 | 0 | 0 |
| Sexual Assault w/Object | 8 | 0 | -100.0% | 0.0 | 0 | 0 |
| Fondling | 153 | 127 | -17.0% | 0.6 | 9 | 23 |
| Aggravated Assault | 2,104 | 1,906 | -9.4% | 8.5 | 398 | 451 |
| Simple Assault | 2,729 | 2,740 | 0.4% | 12.2 | 773 | 1,403 |
| Intimidation | 96 | 100 | 4.2% | 0.4 | 4 | 42 |
| Kidnapping | 103 | 112 | 8.7% | 0.5 | 45 | 60 |
| Incest | 2 | 2 | 0.0% | 0.0 | 0 | 2 |
| Statutory Rape | 31 | 19 | -38.7% | 0.1 | 2 | 8 |
| Human Trafficking Offenses | 5 | 1 | -80.0% | 0.0 | 0 | 0 |
| Violation of No Contact/Protect. | 944 | 864 | -8.5% | 3.8 | 169 | 761 |
| Robbery | 625 | 423 | -32.3% | 1.9 | 127 | 25 |
| Burglary | 1,650 | 1,561 | -5.4% | 6.9 | 239 | 107 |
| Larceny-Theft Offenses | 8,759 | 8,342 | -4.8% | 37.1 | 324 | 126 |
| Motor Vehicle Theft | 6,191 | 3,025 | -51.1% | 13.4 | 68 | 38 |
| Arson | 126 | 110 | -12.7% | 0.5 | 16 | 1 |
| Destruction of Property | 6,707 | 5,429 | -19.1% | 24.1 | 142 | 428 |
| Counterfeiting/Forgery | 46 | 56 | 21.7% | 0.2 | 3 | 2 |
| Fraud Offenses | 785 | 784 | -0.1% | 3.5 | 19 | 34 |
| Embezzlement | 0 | 1 | | 0.0 | 0 | 0 |
| Extortion/Blackmail | 89 | 84 | -5.6% | 0.4 | 1 | 14 |
| Bribery | 0 | 0 | | 0.0 | 0 | 0 |
| Stolen Property Offenses | 485 | 301 | -37.9% | 1.3 | 208 | 4 |
| Animal Cruelty | 11 | 13 | 18.2% | 0.1 | 1 | 0 |
| Drug/Narcotic Violations | 177 | 383 | 116.4% | 1.7 | 193 | 0 |
| Drug Equipment Violations | 29 | 83 | 186.2% | 0.4 | 36 | 0 |
| Gambling Offenses | 0 | 0 | | 0.0 | 0 | 0 |
| Pornography | 46 | 30 | -34.8% | 0.1 | 5 | 0 |
| Prostitution Offenses | 6 | 4 | -33.3% | 0.0 | 1 | 0 |
| Weapon Law Violations | 354 | 327 | -7.6% | 1.5 | 67 | 0 |
| Grand Total | 32,446 | 27,007 | -16.8% | 120.0 | 2,876 | 3,571 |

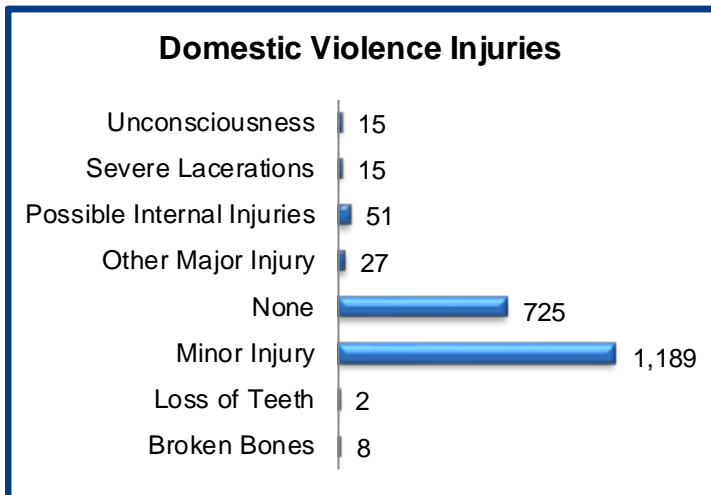
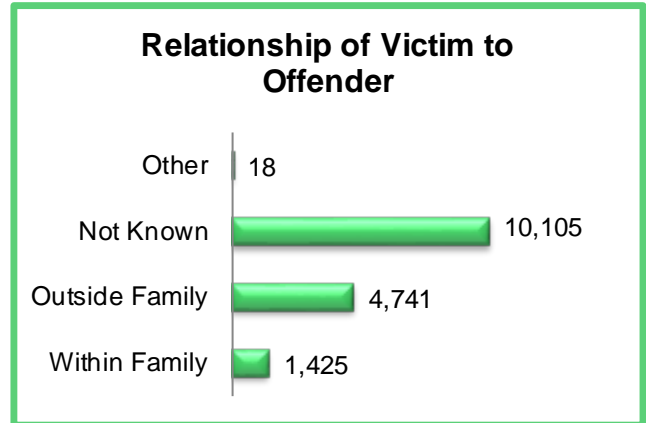
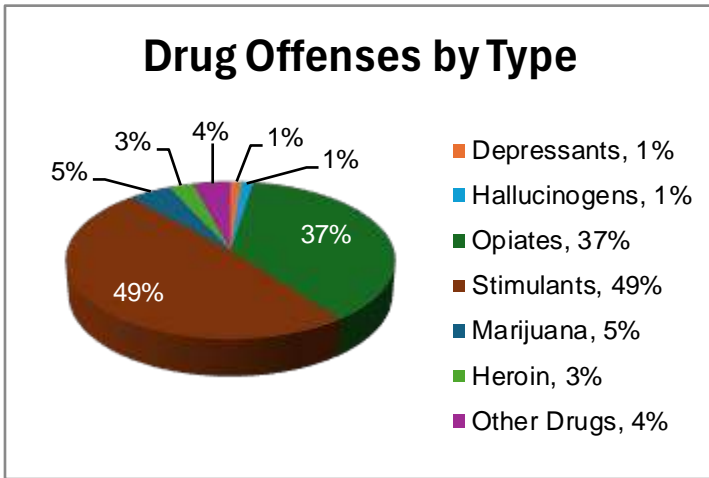
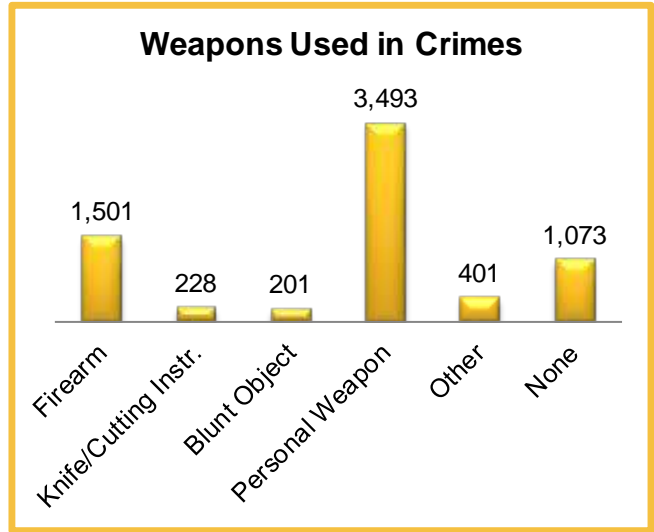
2024 Washington NIBRS Submission Agencies

Tacoma PD

Continued

2024 Group B Arrests

| Offense | Adult | Juvenile |
|-----------------------|--------------|-----------|
| Bad Checks | 0 | 0 |
| Curfew/Vagrancy | 12 | 0 |
| Disorderly Conduct | 19 | 0 |
| Drunkenness | 0 | 0 |
| DUI | 347 | 3 |
| Family Offenses | 5 | 0 |
| Liquor Law Violations | 1 | 1 |
| Peeping Tom | 0 | 0 |
| Trespass | 210 | 1 |
| All Other Offenses | 729 | 21 |
| Total | 1,323 | 26 |



2024 Property Values by Type

| Type | Value |
|----------------------|---------------|
| Seized | \$774,673 |
| Burned | \$15,781,599 |
| Counterfeited/Forged | \$158,954 |
| Destroyed/Damaged | \$119,450,526 |
| Recovered | \$9,781,807 |
| Stolen | \$53,124,790 |

2024 Washington NIBRS Submission Agencies

University Place PD

Pierce County

Population: 35,970
Months Reported: 12

Offense Overview

Offense Total 1,407
of Cleared Offense 216
Percent Cleared 15.4%

Group A Arrest Overview

Arrest Total 141
Adult Arrest Total 133
Juvenile Arrest Total 8

| Group A Offenses | Reported 2023 | Reported 2024 | % of Change | Crime Rate per 1,000 | Total Arrests | DV Offense Totals |
|----------------------------------|---------------|---------------|---------------|----------------------|---------------|-------------------|
| Murder | 0 | 0 | | 0.0 | 0 | 0 |
| Manslaughter | 0 | 0 | | 0.0 | 0 | 0 |
| Rape | 6 | 12 | 100.0% | 0.3 | 2 | 6 |
| Sodomy | 0 | 0 | | 0.0 | 0 | 0 |
| Sexual Assault w/Object | 1 | 0 | -100.0% | 0.0 | 0 | 0 |
| Fondling | 7 | 8 | 14.3% | 0.2 | 1 | 2 |
| Aggravated Assault | 81 | 65 | -19.8% | 1.8 | 18 | 25 |
| Simple Assault | 122 | 121 | -0.8% | 3.4 | 49 | 61 |
| Intimidation | 7 | 2 | -71.4% | 0.1 | 0 | 0 |
| Kidnapping | 5 | 6 | 20.0% | 0.2 | 1 | 5 |
| Incest | 0 | 0 | | 0.0 | 0 | 0 |
| Statutory Rape | 3 | 5 | 66.7% | 0.1 | 0 | 1 |
| Human Trafficking Offenses | 0 | 0 | | 0.0 | 0 | 0 |
| Violation of No Contact/Protect. | 39 | 61 | 56.4% | 1.7 | 11 | 56 |
| Robbery | 28 | 10 | -64.3% | 0.3 | 3 | 2 |
| Burglary | 95 | 59 | -37.9% | 1.6 | 3 | 2 |
| Larceny-Theft Offenses | 555 | 503 | -9.4% | 14.0 | 26 | 4 |
| Motor Vehicle Theft | 286 | 120 | -58.0% | 3.3 | 1 | 1 |
| Arson | 0 | 2 | | 0.1 | 1 | 0 |
| Destruction of Property | 329 | 251 | -23.7% | 7.0 | 1 | 19 |
| Counterfeiting/Forgery | 6 | 1 | -83.3% | 0.0 | 0 | 0 |
| Fraud Offenses | 136 | 117 | -14.0% | 3.3 | 2 | 3 |
| Embezzlement | 1 | 0 | -100.0% | 0.0 | 0 | 0 |
| Extortion/Blackmail | 2 | 1 | -50.0% | 0.0 | 0 | 0 |
| Bribery | 0 | 0 | | 0.0 | 0 | 0 |
| Stolen Property Offenses | 16 | 9 | -43.8% | 0.3 | 6 | 0 |
| Animal Cruelty | 2 | 1 | -50.0% | 0.0 | 0 | 0 |
| Drug/Narcotic Violations | 9 | 31 | 244.4% | 0.9 | 15 | 0 |
| Drug Equipment Violations | 3 | 2 | -33.3% | 0.1 | 0 | 0 |
| Gambling Offenses | 0 | 0 | | 0.0 | 0 | 0 |
| Pornography | 0 | 1 | | 0.0 | 0 | 0 |
| Prostitution Offenses | 1 | 1 | 0.0% | 0.0 | 0 | 0 |
| Weapon Law Violations | 16 | 18 | 12.5% | 0.5 | 1 | 0 |
| Grand Total | 1,756 | 1,407 | -19.9% | 39.1 | 141 | 187 |

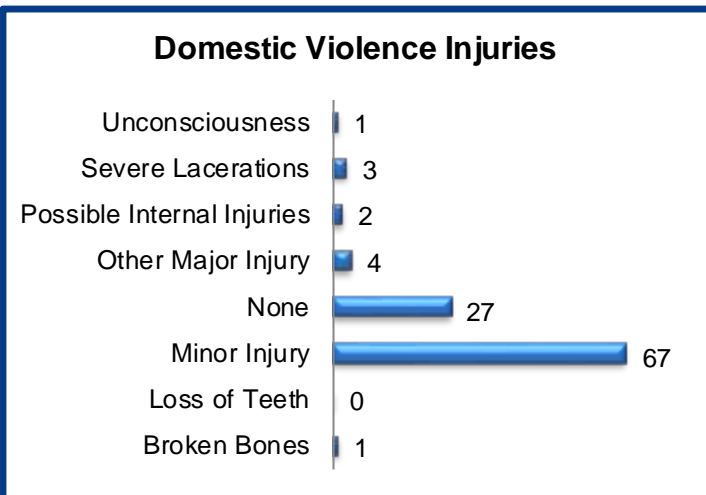
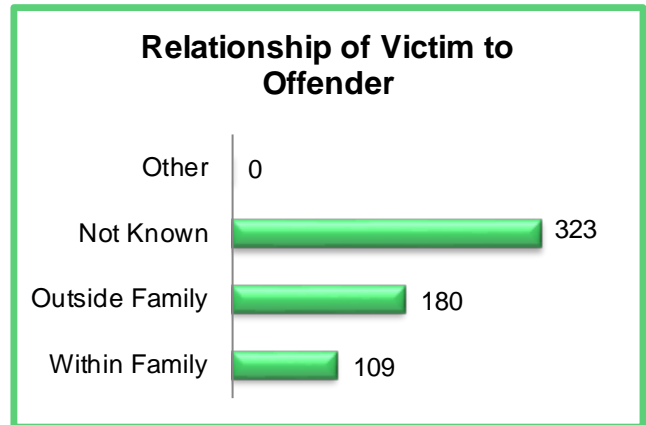
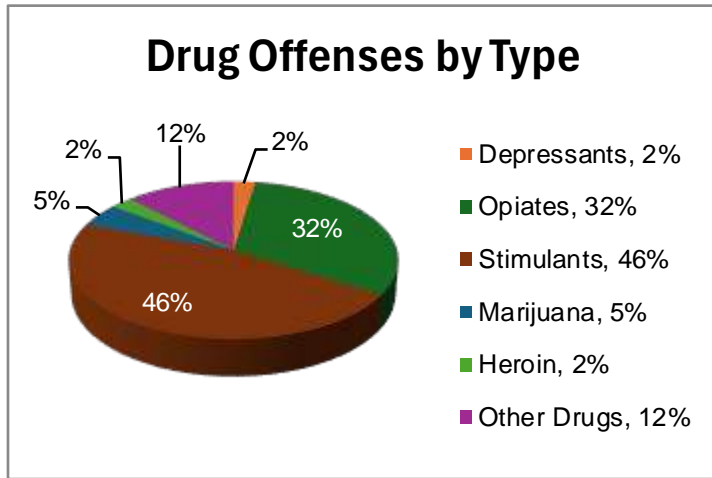
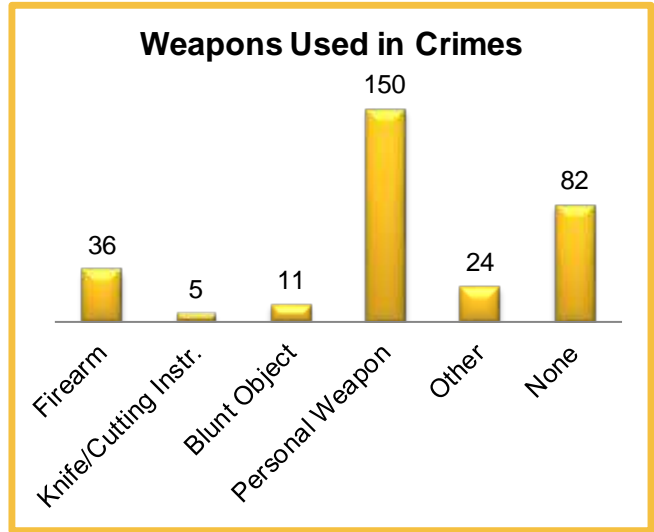
2024 Washington NIBRS Submission Agencies

University Place PD

Continued

2024 Group B Arrests

| Offense | Adult | Juvenile |
|-----------------------|------------|----------|
| Bad Checks | 0 | 0 |
| Curfew/Vagrancy | 0 | 0 |
| Disorderly Conduct | 0 | 0 |
| Drunkenness | 0 | 0 |
| DUI | 12 | 0 |
| Family Offenses | 0 | 0 |
| Liquor Law Violations | 0 | 0 |
| Peeping Tom | 0 | 0 |
| Trespass | 15 | 0 |
| All Other Offenses | 77 | 2 |
| Total | 104 | 2 |



2024 Property Values by Type

| Type | Value |
|----------------------|-------------|
| Seized | \$1,120 |
| Burned | \$1,844 |
| Counterfeited/Forged | \$100 |
| Destroyed/Damaged | \$1,084,719 |
| Recovered | \$480,716 |
| Stolen | \$2,295,967 |

2024 Washington NIBRS Submission Agencies

San Juan SO

San Juan County

Population: 18,475
Months Reported: 12

Offense Overview

Offense Total 262
of Cleared Offense 132
Percent Cleared 50.4%

Group A Arrest Overview

Arrest Total 105
Adult Arrest Total 87
Juvenile Arrest Total 18

| Group A Offenses | Reported 2023 | Reported 2024 | % of Change | Crime Rate per 1,000 | Total Arrests | DV Offense Totals |
|----------------------------------|---------------|---------------|---------------|----------------------|---------------|-------------------|
| Murder | 0 | 0 | | 0.0 | 0 | 0 |
| Manslaughter | 0 | 0 | | 0.0 | 0 | 0 |
| Rape | 3 | 2 | -33.3% | 0.1 | 1 | 1 |
| Sodomy | 0 | 0 | | 0.0 | 0 | 0 |
| Sexual Assault w/Object | 0 | 0 | | 0.0 | 0 | 0 |
| Fondling | 3 | 4 | 33.3% | 0.2 | 1 | 2 |
| Aggravated Assault | 6 | 6 | 0.0% | 0.3 | 7 | 5 |
| Simple Assault | 43 | 33 | -23.3% | 1.8 | 24 | 14 |
| Intimidation | 11 | 4 | -63.6% | 0.2 | 2 | 0 |
| Kidnapping | 0 | 0 | | 0.0 | 0 | 0 |
| Incest | 0 | 0 | | 0.0 | 0 | 0 |
| Statutory Rape | 0 | 1 | | 0.1 | 0 | 0 |
| Human Trafficking Offenses | 0 | 0 | | 0.0 | 0 | 0 |
| Violation of No Contact/Protect. | 31 | 14 | -54.8% | 0.8 | 11 | 12 |
| Robbery | 0 | 0 | | 0.0 | 0 | 0 |
| Burglary | 15 | 23 | 53.3% | 1.2 | 12 | 3 |
| Larceny-Theft Offenses | 96 | 83 | -13.5% | 4.5 | 31 | 1 |
| Motor Vehicle Theft | 7 | 5 | -28.6% | 0.3 | 1 | 0 |
| Arson | 3 | 0 | -100.0% | 0.0 | 0 | 0 |
| Destruction of Property | 44 | 42 | -4.5% | 2.3 | 4 | 3 |
| Counterfeiting/Forgery | 0 | 0 | | 0.0 | 0 | 0 |
| Fraud Offenses | 33 | 33 | 0.0% | 1.8 | 2 | 2 |
| Embezzlement | 1 | 0 | -100.0% | 0.0 | 0 | 0 |
| Extortion/Blackmail | 0 | 0 | | 0.0 | 0 | 0 |
| Bribery | 0 | 0 | | 0.0 | 0 | 0 |
| Stolen Property Offenses | 2 | 2 | 0.0% | 0.1 | 2 | 0 |
| Animal Cruelty | 0 | 0 | | 0.0 | 0 | 0 |
| Drug/Narcotic Violations | 14 | 6 | -57.1% | 0.3 | 5 | 0 |
| Drug Equipment Violations | 2 | 1 | -50.0% | 0.1 | 0 | 0 |
| Gambling Offenses | 0 | 0 | | 0.0 | 0 | 0 |
| Pornography | 2 | 2 | 0.0% | 0.1 | 1 | 0 |
| Prostitution Offenses | 0 | 0 | | 0.0 | 0 | 0 |
| Weapon Law Violations | 7 | 1 | -85.7% | 0.1 | 1 | 0 |
| Grand Total | 323 | 262 | -18.9% | 14.2 | 105 | 43 |

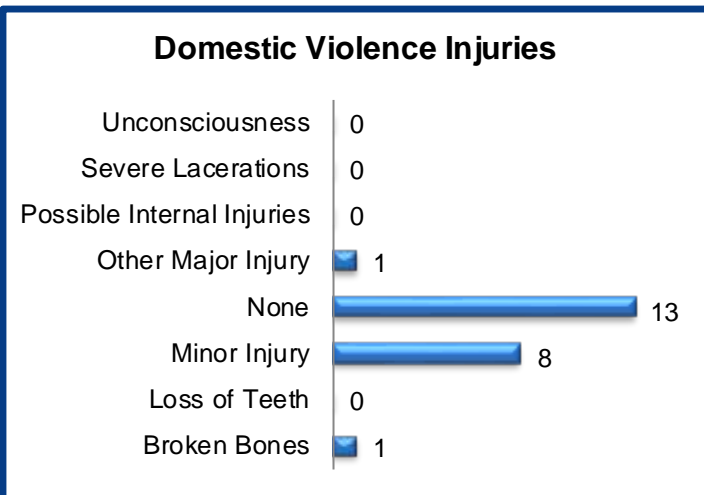
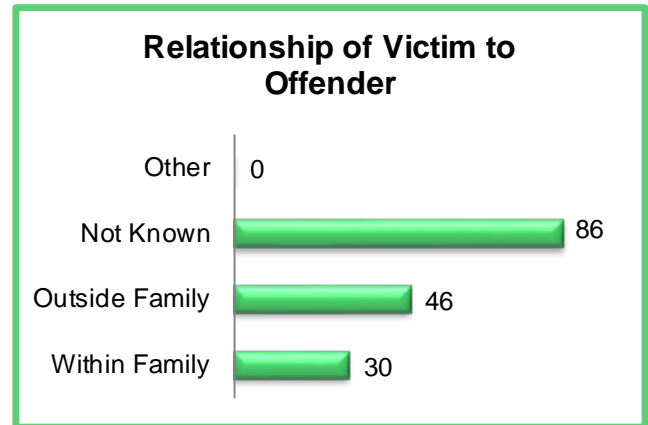
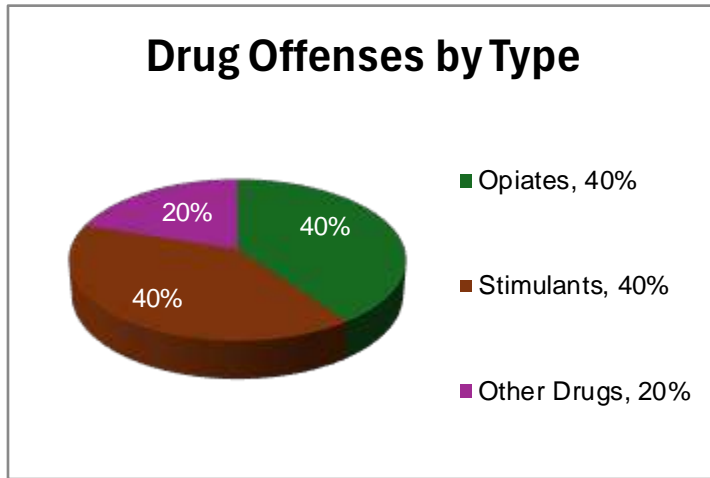
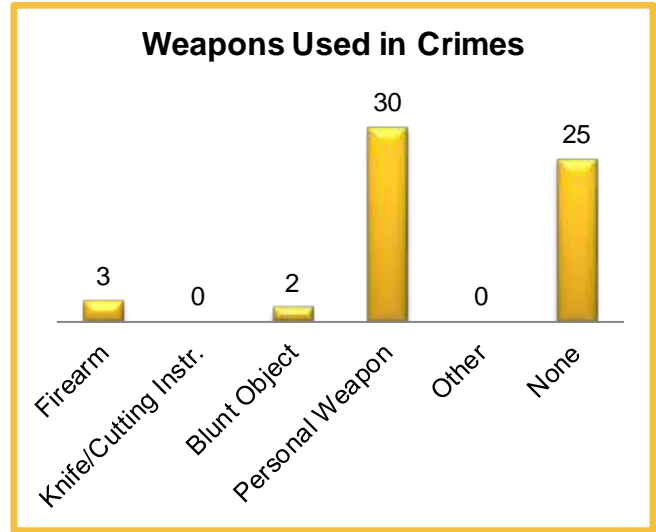
2024 Washington NIBRS Submission Agencies

San Juan SO

Continued

2024 Group B Arrests

| Offense | Adult | Juvenile |
|-----------------------|-----------|----------|
| Bad Checks | 0 | 0 |
| Curfew/Vagrancy | 0 | 0 |
| Disorderly Conduct | 14 | 0 |
| Drunkenness | 0 | 0 |
| DUI | 45 | 2 |
| Family Offenses | 0 | 0 |
| Liquor Law Violations | 2 | 0 |
| Peeping Tom | 0 | 0 |
| Trespass | 18 | 0 |
| All Other Offenses | 4 | 0 |
| Total | 83 | 2 |



2024 Property Values by Type

| Type | Value |
|----------------------|-----------|
| Seized | \$0 |
| Burned | \$0 |
| Counterfeited/Forged | \$0 |
| Destroyed/Damaged | \$48,337 |
| Recovered | \$32,974 |
| Stolen | \$528,550 |

2024 Washington NIBRS Submission Agencies

Skagit SO

Skagit County

Population: 55,740
Months Reported: 12

Offense Overview

Offense Total 1,671
of Cleared Offense 647
Percent Cleared 38.7%

Group A Arrest Overview

Arrest Total 529
Adult Arrest Total 515
Juvenile Arrest Total 14

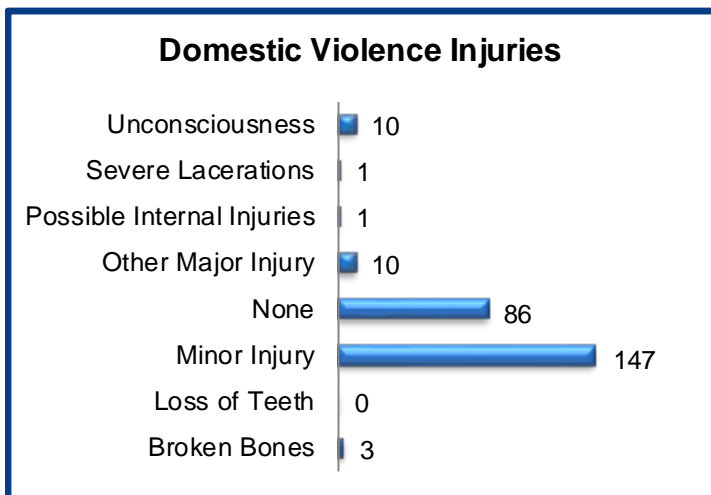
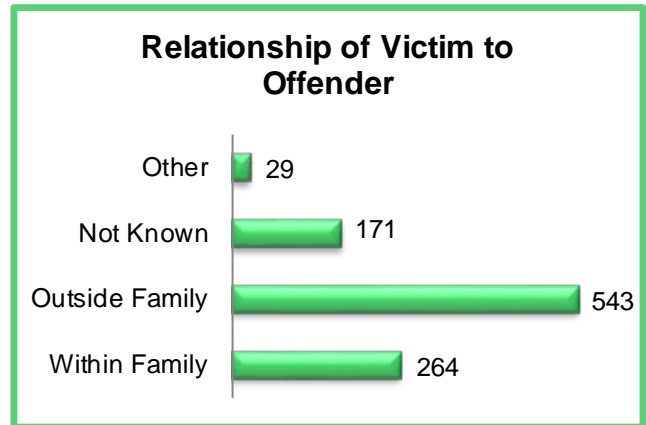
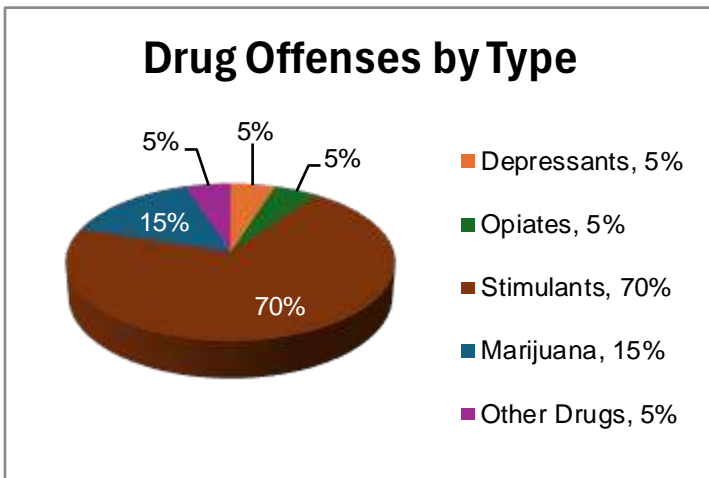
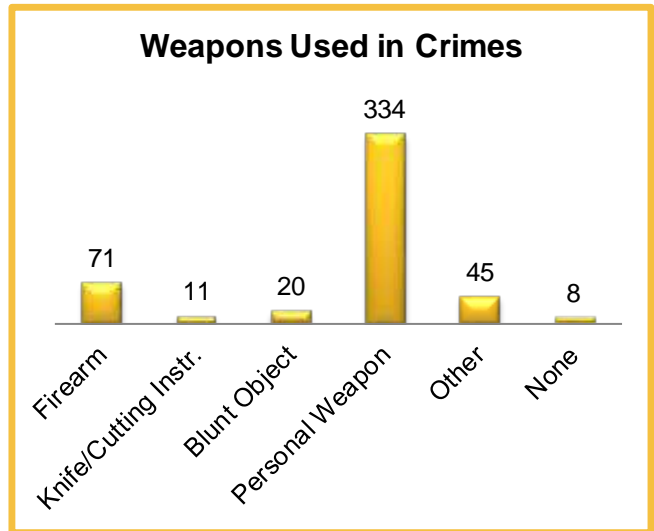
| Group A Offenses | Reported 2023 | Reported 2024 | % of Change | Crime Rate per 1,000 | Total Arrests | DV Offense Totals |
|----------------------------------|---------------|---------------|--------------|----------------------|---------------|-------------------|
| Murder | 4 | 5 | 25.0% | 0.1 | 6 | 3 |
| Manslaughter | 0 | 0 | | 0.0 | 1 | 0 |
| Rape | 9 | 16 | 77.8% | 0.3 | 9 | 6 |
| Sodomy | 1 | 1 | 0.0% | 0.0 | 2 | 1 |
| Sexual Assault w/Object | 0 | 0 | | 0.0 | 0 | 0 |
| Fondling | 6 | 2 | -66.7% | 0.0 | 4 | 0 |
| Aggravated Assault | 69 | 95 | 37.7% | 1.7 | 79 | 49 |
| Simple Assault | 279 | 309 | 10.8% | 5.5 | 158 | 196 |
| Intimidation | 63 | 69 | 9.5% | 1.2 | 0 | 20 |
| Kidnapping | 0 | 1 | | 0.0 | 20 | 1 |
| Incest | 0 | 1 | | 0.0 | 0 | 0 |
| Statutory Rape | 0 | 0 | | 0.0 | 0 | 0 |
| Human Trafficking Offenses | 0 | 0 | | 0.0 | 0 | 0 |
| Violation of No Contact/Protect. | 188 | 171 | -9.0% | 3.1 | 70 | 107 |
| Robbery | 9 | 9 | 0.0% | 0.2 | 9 | 2 |
| Burglary | 181 | 140 | -22.7% | 2.5 | 24 | 8 |
| Larceny-Theft Offenses | 442 | 308 | -30.3% | 5.5 | 52 | 7 |
| Motor Vehicle Theft | 81 | 73 | -9.9% | 1.3 | 3 | 1 |
| Arson | 4 | 2 | -50.0% | 0.0 | 0 | 1 |
| Destruction of Property | 301 | 246 | -18.3% | 4.4 | 30 | 38 |
| Counterfeiting/Forgery | 9 | 10 | 11.1% | 0.2 | 0 | 1 |
| Fraud Offenses | 88 | 89 | 1.1% | 1.6 | 6 | 5 |
| Embezzlement | 2 | 1 | -50.0% | 0.0 | 0 | 0 |
| Extortion/Blackmail | 1 | 0 | -100.0% | 0.0 | 0 | 0 |
| Bribery | 0 | 0 | | 0.0 | 0 | 0 |
| Stolen Property Offenses | 23 | 18 | -21.7% | 0.3 | 8 | 1 |
| Animal Cruelty | 3 | 1 | -66.7% | 0.0 | 3 | 0 |
| Drug/Narcotic Violations | 23 | 42 | 82.6% | 0.8 | 29 | 0 |
| Drug Equipment Violations | 6 | 14 | 133.3% | 0.3 | 6 | 0 |
| Gambling Offenses | 0 | 0 | | 0.0 | 0 | 0 |
| Pornography | 2 | 1 | -50.0% | 0.0 | 1 | 0 |
| Prostitution Offenses | 0 | 0 | | 0.0 | 0 | 0 |
| Weapon Law Violations | 44 | 47 | 6.8% | 0.8 | 9 | 0 |
| Grand Total | 1,838 | 1,671 | -9.1% | 30.0 | 529 | 447 |

Skagit SO

Continued

2024 Group B Arrests

| Offense | Adult | Juvenile |
|-----------------------|------------|----------|
| Bad Checks | 0 | 0 |
| Curfew/Vagrancy | 0 | 0 |
| Disorderly Conduct | 35 | 1 |
| Drunkenness | 0 | 0 |
| DUI | 90 | 1 |
| Family Offenses | 0 | 0 |
| Liquor Law Violations | 1 | 0 |
| Peeping Tom | 0 | 0 |
| Trespass | 27 | 0 |
| All Other Offenses | 27 | 1 |
| Total | 180 | 3 |



2024 Property Values by Type

| Type | Value |
|----------------------|-------------|
| Seized | \$18 |
| Burned | \$443,600 |
| Counterfeited/Forged | \$100 |
| Destroyed/Damaged | \$224,762 |
| Recovered | \$346,697 |
| Stolen | \$2,540,762 |

2024 Washington NIBRS Submission Agencies

Anacortes PD

Skagit County

Population: 18,270
Months Reported: 12

Offense Overview

Offense Total 754
of Cleared Offense 307
Percent Cleared 40.7%

Group A Arrest Overview

Arrest Total 211
Adult Arrest Total 195
Juvenile Arrest Total 16

| Group A Offenses | Reported 2023 | Reported 2024 | % of Change | Crime Rate per 1,000 | Total Arrests | DV Offense Totals |
|----------------------------------|---------------|---------------|---------------|----------------------|---------------|-------------------|
| Murder | 1 | 1 | 0.0% | 0.1 | 0 | 1 |
| Manslaughter | 0 | 0 | | 0.0 | 0 | 0 |
| Rape | 4 | 2 | -50.0% | 0.1 | 0 | 1 |
| Sodomy | 0 | 1 | | 0.1 | 0 | 0 |
| Sexual Assault w/Object | 0 | 0 | | 0.0 | 0 | 0 |
| Fondling | 3 | 0 | -100.0% | 0.0 | 0 | 0 |
| Aggravated Assault | 12 | 11 | -8.3% | 0.6 | 16 | 3 |
| Simple Assault | 90 | 75 | -16.7% | 4.1 | 56 | 47 |
| Intimidation | 21 | 8 | -61.9% | 0.4 | 1 | 2 |
| Kidnapping | 0 | 0 | | 0.0 | 1 | 0 |
| Incest | 1 | 0 | -100.0% | 0.0 | 1 | 0 |
| Statutory Rape | 0 | 0 | | 0.0 | 0 | 0 |
| Human Trafficking Offenses | 0 | 0 | | 0.0 | 0 | 0 |
| Violation of No Contact/Protect. | 64 | 50 | -21.9% | 2.7 | 34 | 33 |
| Robbery | 1 | 2 | 100.0% | 0.1 | 1 | 0 |
| Burglary | 47 | 23 | -51.1% | 1.3 | 6 | 2 |
| Larceny-Theft Offenses | 378 | 243 | -35.7% | 13.3 | 29 | 3 |
| Motor Vehicle Theft | 18 | 18 | 0.0% | 1.0 | 1 | 1 |
| Arson | 0 | 0 | | 0.0 | 0 | 0 |
| Destruction of Property | 188 | 125 | -33.5% | 6.8 | 13 | 9 |
| Counterfeiting/Forgery | 12 | 12 | 0.0% | 0.7 | 0 | 0 |
| Fraud Offenses | 38 | 27 | -28.9% | 1.5 | 2 | 0 |
| Embezzlement | 0 | 0 | | 0.0 | 0 | 0 |
| Extortion/Blackmail | 0 | 0 | | 0.0 | 0 | 0 |
| Bribery | 0 | 0 | | 0.0 | 0 | 0 |
| Stolen Property Offenses | 14 | 8 | -42.9% | 0.4 | 2 | 0 |
| Animal Cruelty | 3 | 0 | -100.0% | 0.0 | 0 | 0 |
| Drug/Narcotic Violations | 94 | 77 | -18.1% | 4.2 | 44 | 0 |
| Drug Equipment Violations | 30 | 57 | 90.0% | 3.1 | 0 | 0 |
| Gambling Offenses | 0 | 0 | | 0.0 | 0 | 0 |
| Pornography | 4 | 3 | -25.0% | 0.2 | 1 | 0 |
| Prostitution Offenses | 1 | 1 | 0.0% | 0.1 | 0 | 0 |
| Weapon Law Violations | 12 | 10 | -16.7% | 0.5 | 3 | 0 |
| Grand Total | 1,036 | 754 | -27.2% | 41.3 | 211 | 102 |

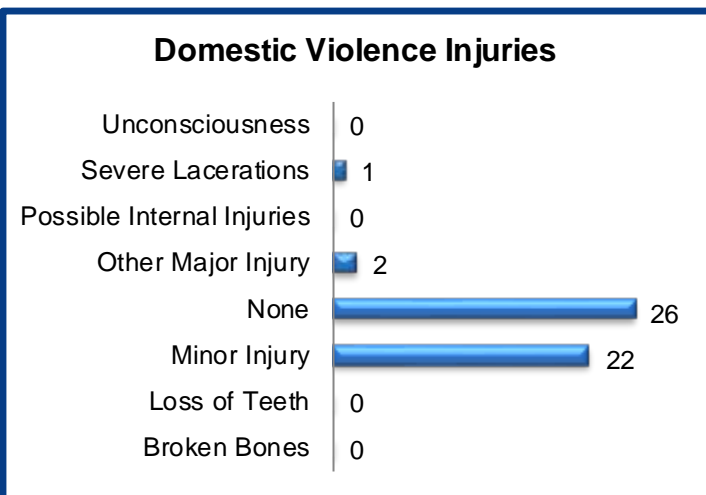
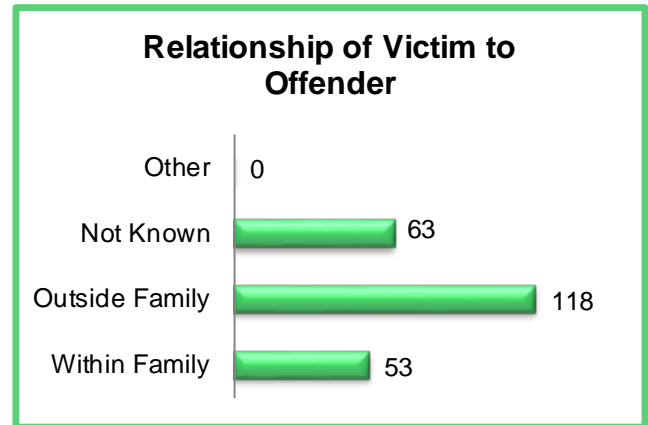
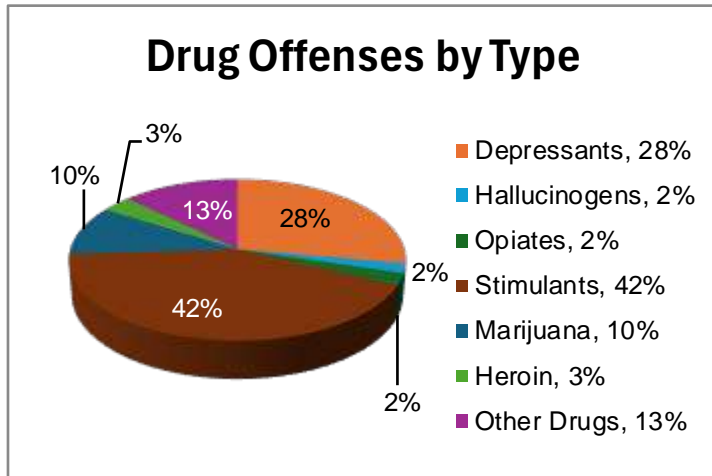
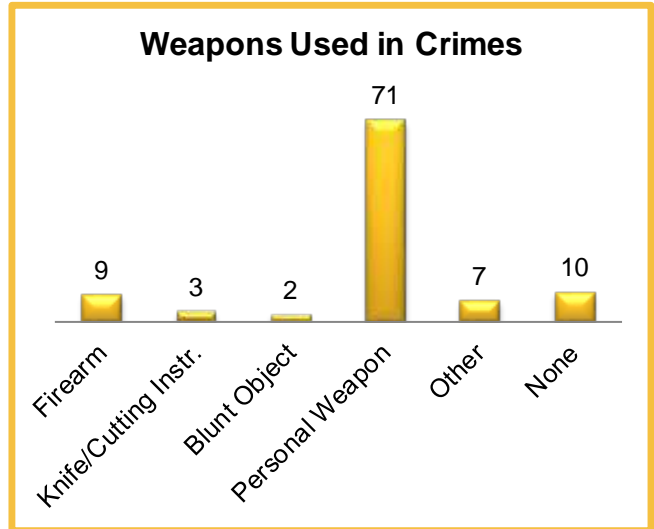
2024 Washington NIBRS Submission Agencies

Anacortes PD

Continued

2024 Group B Arrests

| Offense | Adult | Juvenile |
|-----------------------|------------|----------|
| Bad Checks | 0 | 0 |
| Curfew/Vagrancy | 0 | 0 |
| Disorderly Conduct | 19 | 0 |
| Drunkenness | 0 | 0 |
| DUI | 62 | 1 |
| Family Offenses | 0 | 0 |
| Liquor Law Violations | 0 | 1 |
| Peeping Tom | 1 | 0 |
| Trespass | 13 | 0 |
| All Other Offenses | 10 | 1 |
| Total | 105 | 3 |



2024 Property Values by Type

| Type | Value |
|----------------------|-------------|
| Seized | \$0 |
| Burned | \$0 |
| Counterfeited/Forged | \$10,324 |
| Destroyed/Damaged | \$164,473 |
| Recovered | \$447,897 |
| Stolen | \$1,155,735 |

2024 Washington NIBRS Submission Agencies

Burlington PD

Skagit County

Population: 10,410
Months Reported: 12

Offense Overview

Offense Total 1,263
of Cleared Offense 644
Percent Cleared 51.0%

Group A Arrest Overview

Arrest Total 544
Adult Arrest Total 508
Juvenile Arrest Total 36

| Group A Offenses | Reported 2023 | Reported 2024 | % of Change | Crime Rate per 1,000 | Total Arrests | DV Offense Totals |
|----------------------------------|---------------|---------------|--------------|----------------------|---------------|-------------------|
| Murder | 0 | 0 | | 0.0 | 0 | 0 |
| Manslaughter | 0 | 0 | | 0.0 | 0 | 0 |
| Rape | 6 | 3 | -50.0% | 0.3 | 1 | 1 |
| Sodomy | 0 | 0 | | 0.0 | 0 | 0 |
| Sexual Assault w/Object | 0 | 0 | | 0.0 | 0 | 0 |
| Fondling | 2 | 1 | -50.0% | 0.1 | 0 | 0 |
| Aggravated Assault | 19 | 3 | -84.2% | 0.3 | 21 | 1 |
| Simple Assault | 113 | 98 | -13.3% | 9.4 | 71 | 73 |
| Intimidation | 12 | 4 | -66.7% | 0.4 | 0 | 1 |
| Kidnapping | 2 | 1 | -50.0% | 0.1 | 1 | 1 |
| Incest | 0 | 0 | | 0.0 | 0 | 0 |
| Statutory Rape | 0 | 0 | | 0.0 | 0 | 0 |
| Human Trafficking Offenses | 1 | 0 | -100.0% | 0.0 | 0 | 0 |
| Violation of No Contact/Protect. | 70 | 50 | -28.6% | 4.8 | 35 | 31 |
| Robbery | 6 | 3 | -50.0% | 0.3 | 3 | 0 |
| Burglary | 51 | 48 | -5.9% | 4.6 | 34 | 3 |
| Larceny-Theft Offenses | 653 | 584 | -10.6% | 56.1 | 268 | 2 |
| Motor Vehicle Theft | 47 | 27 | -42.6% | 2.6 | 1 | 0 |
| Arson | 0 | 0 | | 0.0 | 0 | 0 |
| Destruction of Property | 196 | 255 | 30.1% | 24.5 | 27 | 8 |
| Counterfeiting/Forgery | 8 | 7 | -12.5% | 0.7 | 4 | 0 |
| Fraud Offenses | 37 | 23 | -37.8% | 2.2 | 11 | 1 |
| Embezzlement | 0 | 0 | | 0.0 | 0 | 0 |
| Extortion/Blackmail | 0 | 0 | | 0.0 | 0 | 0 |
| Bribery | 0 | 0 | | 0.0 | 0 | 0 |
| Stolen Property Offenses | 13 | 11 | -15.4% | 1.1 | 9 | 0 |
| Animal Cruelty | 0 | 1 | | 0.1 | 0 | 0 |
| Drug/Narcotic Violations | 60 | 78 | 30.0% | 7.5 | 45 | 0 |
| Drug Equipment Violations | 25 | 44 | 76.0% | 4.2 | 0 | 0 |
| Gambling Offenses | 0 | 0 | | 0.0 | 0 | 0 |
| Pornography | 0 | 1 | | 0.1 | 1 | 0 |
| Prostitution Offenses | 0 | 0 | | 0.0 | 0 | 0 |
| Weapon Law Violations | 22 | 21 | -4.5% | 2.0 | 12 | 0 |
| Grand Total | 1,343 | 1,263 | -6.0% | 121.3 | 544 | 122 |

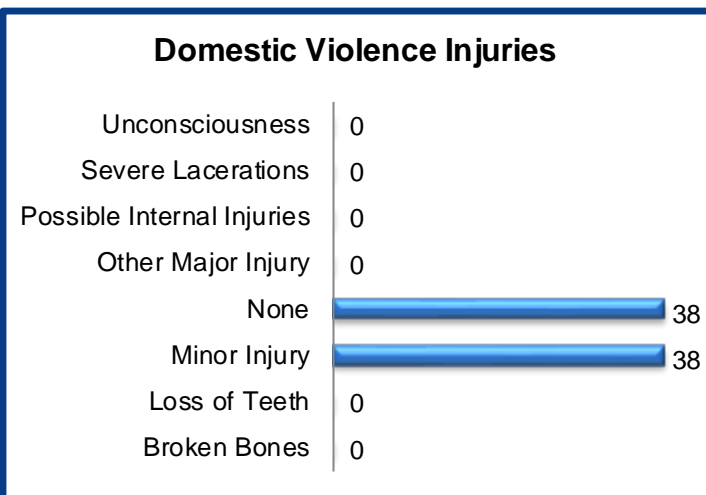
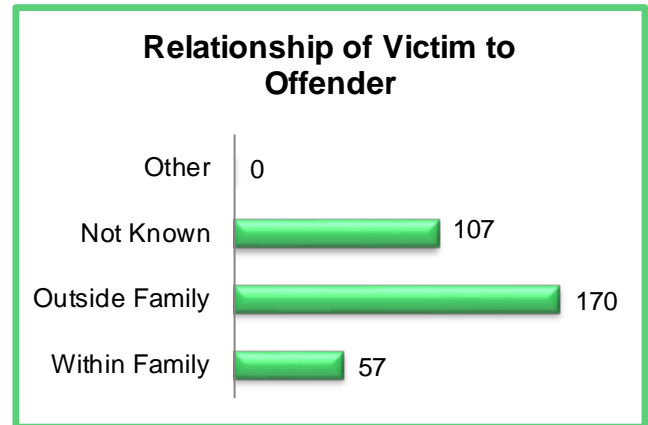
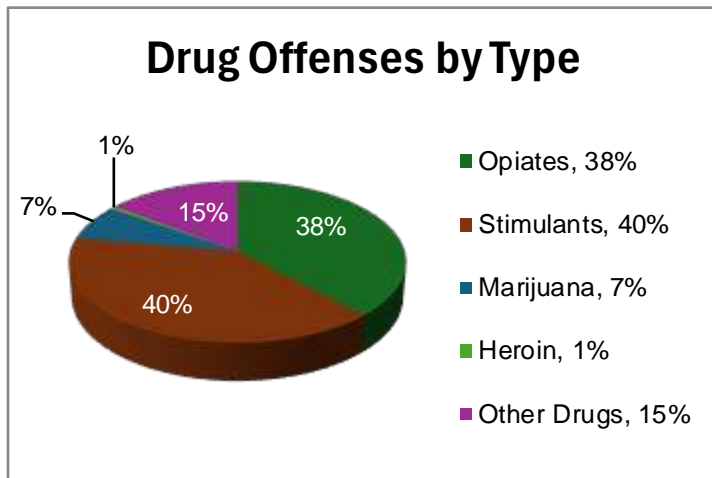
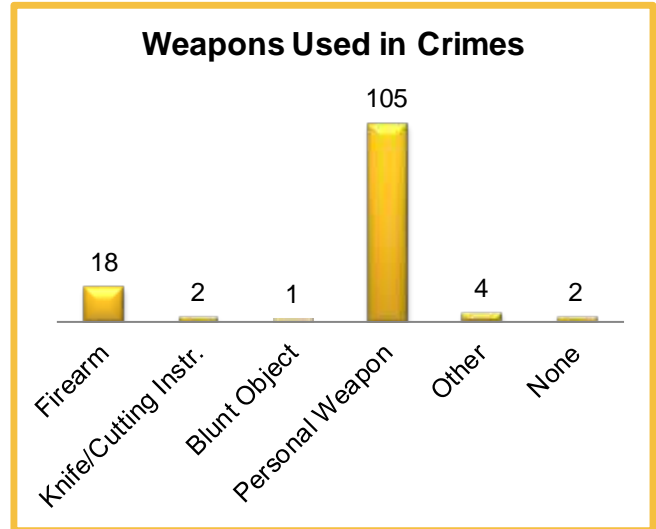
2024 Washington NIBRS Submission Agencies

Burlington PD

Continued

2024 Group B Arrests

| Offense | Adult | Juvenile |
|-----------------------|------------|-----------|
| Bad Checks | 0 | 0 |
| Curfew/Vagrancy | 0 | 0 |
| Disorderly Conduct | 26 | 0 |
| Drunkenness | 0 | 0 |
| DUI | 40 | 2 |
| Family Offenses | 0 | 0 |
| Liquor Law Violations | 5 | 8 |
| Peeping Tom | 0 | 0 |
| Trespass | 34 | 0 |
| All Other Offenses | 12 | 4 |
| Total | 117 | 14 |



2024 Property Values by Type

| Type | Value |
|----------------------|-------------|
| Seized | \$1,780 |
| Burned | \$0 |
| Counterfeited/Forged | \$1,811 |
| Destroyed/Damaged | \$162,153 |
| Recovered | \$241,400 |
| Stolen | \$1,319,302 |

2024 Washington NIBRS Submission Agencies

Mount Vernon PD

Skagit County

Population: 35,800
Months Reported: 12

Offense Overview

Offense Total 2,106
of Cleared Offense 1,165
Percent Cleared 55.3%

Group A Arrest Overview

Arrest Total 863
Adult Arrest Total 821
Juvenile Arrest Total 42

| Group A Offenses | Reported 2023 | Reported 2024 | % of Change | Crime Rate per 1,000 | Total Arrests | DV Offense Totals |
|----------------------------------|---------------|---------------|--------------|----------------------|---------------|-------------------|
| Murder | 1 | 1 | 0.0% | 0.0 | 3 | 0 |
| Manslaughter | 1 | 0 | -100.0% | 0.0 | 0 | 0 |
| Rape | 8 | 4 | -50.0% | 0.1 | 2 | 1 |
| Sodomy | 0 | 0 | | 0.0 | 0 | 0 |
| Sexual Assault w/Object | 0 | 0 | | 0.0 | 0 | 0 |
| Fondling | 6 | 3 | -50.0% | 0.1 | 2 | 1 |
| Aggravated Assault | 52 | 46 | -11.5% | 1.3 | 54 | 29 |
| Simple Assault | 228 | 233 | 2.2% | 6.5 | 132 | 117 |
| Intimidation | 40 | 10 | -75.0% | 0.3 | 0 | 1 |
| Kidnapping | 9 | 6 | -33.3% | 0.2 | 4 | 2 |
| Incest | 0 | 0 | | 0.0 | 0 | 0 |
| Statutory Rape | 0 | 0 | | 0.0 | 0 | 0 |
| Human Trafficking Offenses | 0 | 0 | | 0.0 | 0 | 0 |
| Violation of No Contact/Protect. | 153 | 148 | -3.3% | 4.1 | 70 | 113 |
| Robbery | 14 | 18 | 28.6% | 0.5 | 17 | 0 |
| Burglary | 144 | 103 | -28.5% | 2.9 | 38 | 13 |
| Larceny-Theft Offenses | 539 | 483 | -10.4% | 13.5 | 186 | 3 |
| Motor Vehicle Theft | 106 | 60 | -43.4% | 1.7 | 3 | 0 |
| Arson | 8 | 4 | -50.0% | 0.1 | 4 | 0 |
| Destruction of Property | 322 | 334 | 3.7% | 9.3 | 42 | 13 |
| Counterfeiting/Forgery | 34 | 13 | -61.8% | 0.4 | 3 | 0 |
| Fraud Offenses | 58 | 46 | -20.7% | 1.3 | 25 | 3 |
| Embezzlement | 0 | 1 | | 0.0 | 0 | 0 |
| Extortion/Blackmail | 0 | 0 | | 0.0 | 0 | 0 |
| Bribery | 0 | 0 | | 0.0 | 0 | 0 |
| Stolen Property Offenses | 18 | 10 | -44.4% | 0.3 | 3 | 1 |
| Animal Cruelty | 2 | 2 | 0.0% | 0.1 | 1 | 0 |
| Drug/Narcotic Violations | 141 | 271 | 92.2% | 7.6 | 257 | 0 |
| Drug Equipment Violations | 98 | 239 | 143.9% | 6.7 | 3 | 0 |
| Gambling Offenses | 0 | 0 | | 0.0 | 0 | 0 |
| Pornography | 0 | 1 | | 0.0 | 0 | 0 |
| Prostitution Offenses | 0 | 0 | | 0.0 | 0 | 0 |
| Weapon Law Violations | 138 | 70 | -49.3% | 2.0 | 14 | 0 |
| Grand Total | 2,120 | 2,106 | -0.7% | 58.8 | 863 | 297 |

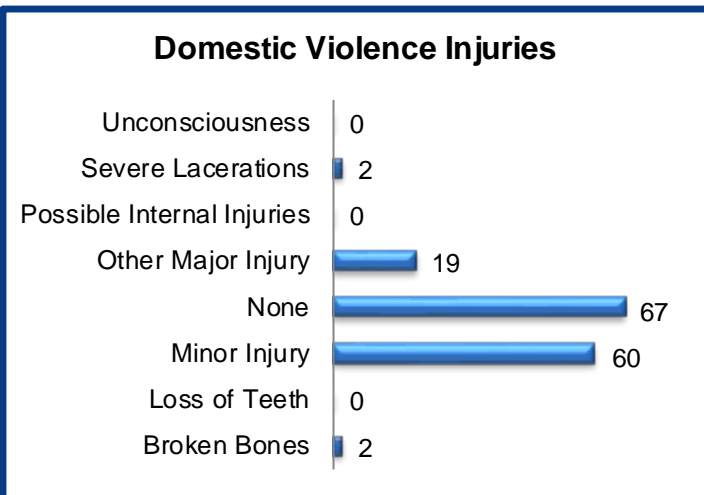
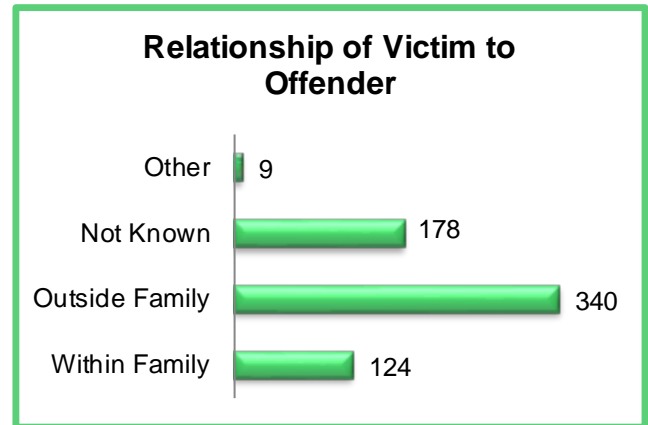
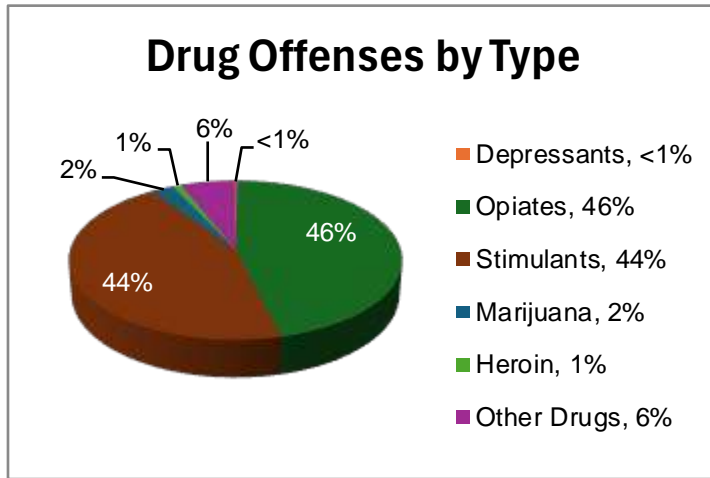
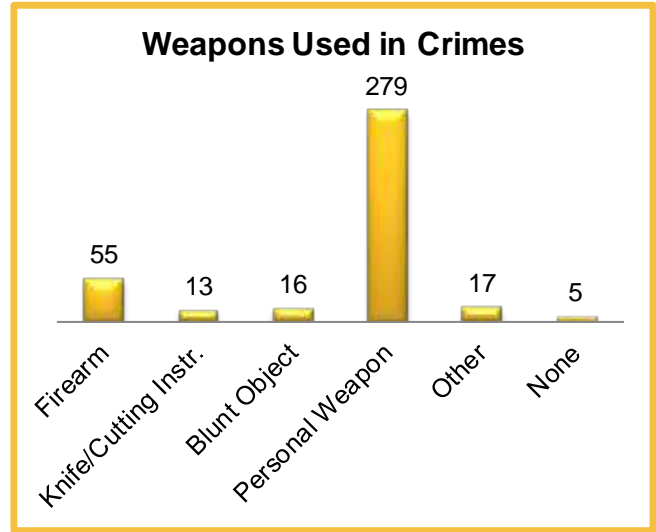
2024 Washington NIBRS Submission Agencies

Mount Vernon PD

Continued

2024 Group B Arrests

| Offense | Adult | Juvenile |
|-----------------------|------------|-----------|
| Bad Checks | 1 | 0 |
| Curfew/Vagrancy | 0 | 0 |
| Disorderly Conduct | 62 | 11 |
| Drunkenness | 0 | 0 |
| DUI | 60 | 1 |
| Family Offenses | 1 | 0 |
| Liquor Law Violations | 0 | 0 |
| Peeping Tom | 0 | 2 |
| Trespass | 167 | 1 |
| All Other Offenses | 15 | 0 |
| Total | 306 | 15 |



2024 Property Values by Type

| Type | Value |
|----------------------|-------------|
| Seized | \$2,425 |
| Burned | \$110,538 |
| Counterfeited/Forged | \$23,632 |
| Destroyed/Damaged | \$153,297 |
| Recovered | \$497,830 |
| Stolen | \$1,326,709 |

2024 Washington NIBRS Submission Agencies

Sedro-Woolley PD

Skagit County

Population: 13,080
Months Reported: 12

Offense Overview

Offense Total 181
of Cleared Offense 41
Percent Cleared 22.7%

Group A Arrest Overview

Arrest Total 37
Adult Arrest Total 33
Juvenile Arrest Total 4

| Group A Offenses | Reported 2023 | Reported 2024 | % of Change | Crime Rate per 1,000 | Total Arrests | DV Offense Totals |
|----------------------------------|---------------|---------------|---------------|----------------------|---------------|-------------------|
| Murder | 0 | 0 | | 0.0 | 0 | 0 |
| Manslaughter | 0 | 0 | | 0.0 | 0 | 0 |
| Rape | 0 | 1 | | 0.1 | 1 | 0 |
| Sodomy | 0 | 0 | | 0.0 | 0 | 0 |
| Sexual Assault w/Object | 0 | 0 | | 0.0 | 0 | 0 |
| Fondling | 1 | 0 | -100.0% | 0.0 | 0 | 0 |
| Aggravated Assault | 3 | 0 | -100.0% | 0.0 | 4 | 0 |
| Simple Assault | 36 | 18 | -50.0% | 1.4 | 6 | 4 |
| Intimidation | 5 | 5 | 0.0% | 0.4 | 0 | 0 |
| Kidnapping | 0 | 0 | | 0.0 | 1 | 0 |
| Incest | 0 | 0 | | 0.0 | 0 | 0 |
| Statutory Rape | 0 | 0 | | 0.0 | 0 | 0 |
| Human Trafficking Offenses | 0 | 0 | | 0.0 | 0 | 0 |
| Violation of No Contact/Protect. | 38 | 23 | -39.5% | 1.8 | 9 | 12 |
| Robbery | 1 | 1 | 0.0% | 0.1 | 1 | 0 |
| Burglary | 17 | 18 | 5.9% | 1.4 | 5 | 0 |
| Larceny-Theft Offenses | 104 | 64 | -38.5% | 4.9 | 4 | 0 |
| Motor Vehicle Theft | 19 | 8 | -57.9% | 0.6 | 0 | 0 |
| Arson | 0 | 0 | | 0.0 | 0 | 0 |
| Destruction of Property | 61 | 34 | -44.3% | 2.6 | 3 | 1 |
| Counterfeiting/Forgery | 0 | 0 | | 0.0 | 0 | 0 |
| Fraud Offenses | 0 | 0 | | 0.0 | 1 | 0 |
| Embezzlement | 0 | 0 | | 0.0 | 0 | 0 |
| Extortion/Blackmail | 0 | 0 | | 0.0 | 0 | 0 |
| Bribery | 0 | 0 | | 0.0 | 0 | 0 |
| Stolen Property Offenses | 0 | 1 | | 0.1 | 0 | 0 |
| Animal Cruelty | 1 | 3 | 200.0% | 0.2 | 1 | 0 |
| Drug/Narcotic Violations | 4 | 0 | -100.0% | 0.0 | 1 | 0 |
| Drug Equipment Violations | 0 | 0 | | 0.0 | 0 | 0 |
| Gambling Offenses | 0 | 0 | | 0.0 | 0 | 0 |
| Pornography | 0 | 0 | | 0.0 | 0 | 0 |
| Prostitution Offenses | 0 | 0 | | 0.0 | 0 | 0 |
| Weapon Law Violations | 3 | 5 | 66.7% | 0.4 | 0 | 0 |
| Grand Total | 293 | 181 | -38.2% | 13.8 | 37 | 17 |

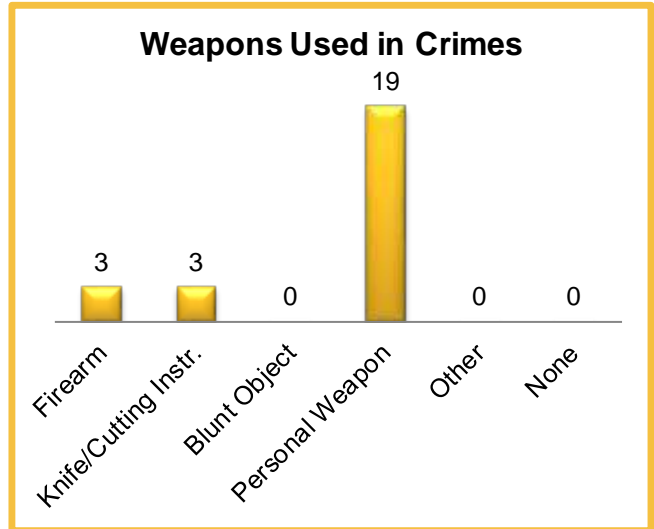
2024 Washington NIBRS Submission Agencies

Sedro-Woolley PD

Continued

2024 Group B Arrests

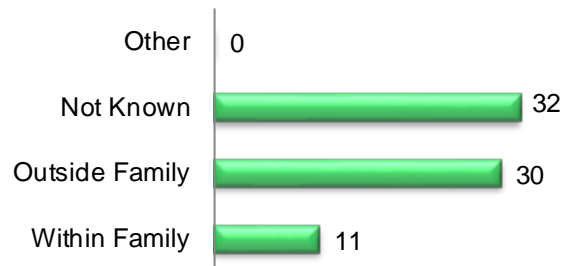
| Offense | Adult | Juvenile |
|-----------------------|-----------|----------|
| Bad Checks | 0 | 0 |
| Curfew/Vagrancy | 0 | 0 |
| Disorderly Conduct | 7 | 0 |
| Drunkenness | 0 | 0 |
| DUI | 12 | 0 |
| Family Offenses | 1 | 0 |
| Liquor Law Violations | 0 | 0 |
| Peeping Tom | 0 | 0 |
| Trespass | 0 | 0 |
| All Other Offenses | 6 | 1 |
| Total | 26 | 1 |



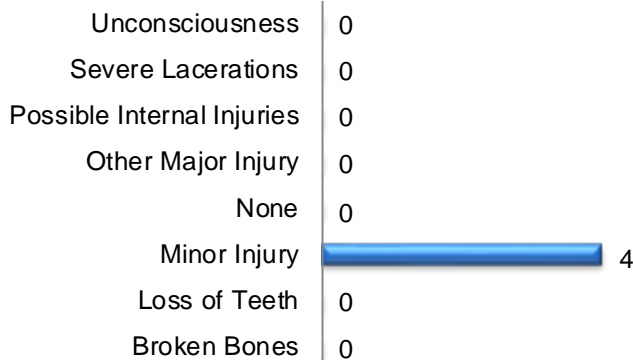
Drug Offenses by Type

No Drug Offenses by Type Reported

Relationship of Victim to Offender



Domestic Violence Injuries



2024 Property Values by Type

| Type | Value |
|----------------------|-----------|
| Seized | \$0 |
| Burned | \$0 |
| Counterfeited/Forged | \$0 |
| Destroyed/Damaged | \$24,445 |
| Recovered | \$36,287 |
| Stolen | \$217,736 |

2024 Washington NIBRS Submission Agencies

Swinomish Tribal PD

Skagit County

Population: 0
Months Reported: 12

Offense Overview

Offense Total 61
of Cleared Offense 0
Percent Cleared 0.0%

Group A Arrest Overview

Arrest Total 0
Adult Arrest Total 0
Juvenile Arrest Total 0

| Group A Offenses | Reported 2023 | Reported 2024 | % of Change | Crime Rate per 1,000 | Total Arrests | DV Offense Totals |
|----------------------------------|---------------|---------------|--------------|----------------------|---------------|-------------------|
| Murder | 0 | 0 | | 0.0 | 0 | 0 |
| Manslaughter | 0 | 0 | | 0.0 | 0 | 0 |
| Rape | 0 | 0 | | 0.0 | 0 | 0 |
| Sodomy | 0 | 0 | | 0.0 | 0 | 0 |
| Sexual Assault w/Object | 0 | 0 | | 0.0 | 0 | 0 |
| Fondling | 0 | 0 | | 0.0 | 0 | 0 |
| Aggravated Assault | 1 | 1 | 0.0% | 0.0 | 0 | 1 |
| Simple Assault | 20 | 13 | -35.0% | 0.0 | 0 | 10 |
| Intimidation | 1 | 0 | -100.0% | 0.0 | 0 | 0 |
| Kidnapping | 0 | 0 | | 0.0 | 0 | 0 |
| Incest | 0 | 0 | | 0.0 | 0 | 0 |
| Statutory Rape | 0 | 0 | | 0.0 | 0 | 0 |
| Human Trafficking Offenses | 0 | 0 | | 0.0 | 0 | 0 |
| Violation of No Contact/Protect. | 7 | 15 | 114.3% | 0.0 | 0 | 13 |
| Robbery | 0 | 0 | | 0.0 | 0 | 0 |
| Burglary | 1 | 0 | -100.0% | 0.0 | 0 | 0 |
| Larceny-Theft Offenses | 8 | 3 | -62.5% | 0.0 | 0 | 0 |
| Motor Vehicle Theft | 1 | 4 | 300.0% | 0.0 | 0 | 0 |
| Arson | 0 | 0 | | 0.0 | 0 | 0 |
| Destruction of Property | 1 | 1 | 0.0% | 0.0 | 0 | 0 |
| Counterfeiting/Forgery | 0 | 0 | | 0.0 | 0 | 0 |
| Fraud Offenses | 1 | 1 | 0.0% | 0.0 | 0 | 0 |
| Embezzlement | 0 | 0 | | 0.0 | 0 | 0 |
| Extortion/Blackmail | 0 | 0 | | 0.0 | 0 | 0 |
| Bribery | 0 | 0 | | 0.0 | 0 | 0 |
| Stolen Property Offenses | 3 | 3 | 0.0% | 0.0 | 0 | 0 |
| Animal Cruelty | 0 | 0 | | 0.0 | 0 | 0 |
| Drug/Narcotic Violations | 6 | 17 | 183.3% | 0.0 | 0 | 0 |
| Drug Equipment Violations | 0 | 2 | | 0.0 | 0 | 0 |
| Gambling Offenses | 0 | 0 | | 0.0 | 0 | 0 |
| Pornography | 0 | 0 | | 0.0 | 0 | 0 |
| Prostitution Offenses | 0 | 0 | | 0.0 | 0 | 0 |
| Weapon Law Violations | 1 | 1 | 0.0% | 0.0 | 0 | 0 |
| Grand Total | 51 | 61 | 19.6% | 0.0 | 0 | 24 |

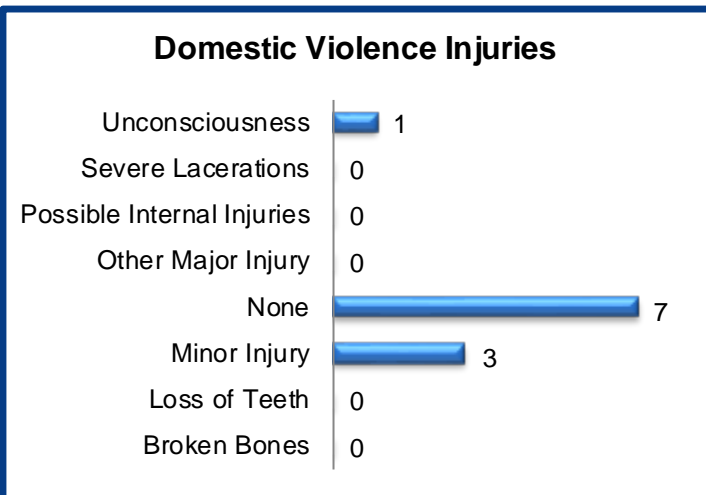
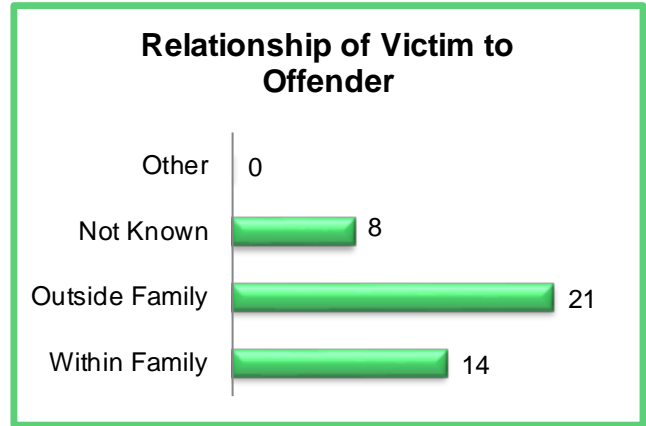
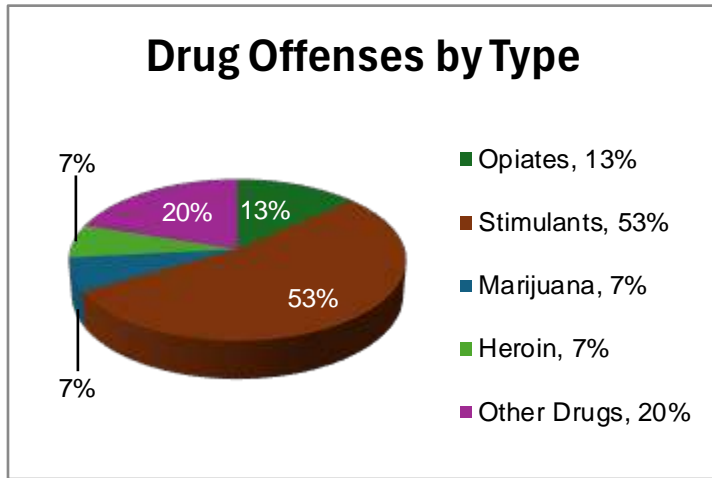
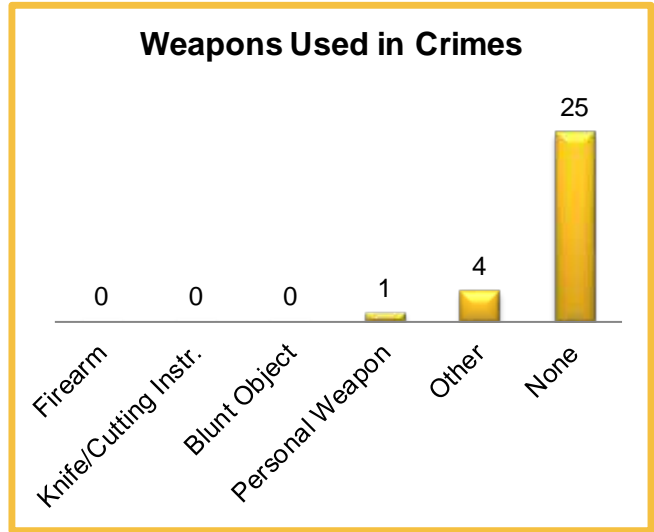
2024 Washington NIBRS Submission Agencies

Swinomish Tribal PD

Continued

2024 Group B Arrests

| Offense | Adult | Juvenile |
|-----------------------|-----------|----------|
| Bad Checks | 0 | 0 |
| Curfew/Vagrancy | 0 | 0 |
| Disorderly Conduct | 2 | 0 |
| Drunkenness | 0 | 0 |
| DUI | 11 | 0 |
| Family Offenses | 0 | 0 |
| Liquor Law Violations | 7 | 1 |
| Peeping Tom | 0 | 0 |
| Trespass | 3 | 0 |
| All Other Offenses | 3 | 0 |
| Total | 26 | 1 |



2024 Property Values by Type

| Type | Value |
|----------------------|----------|
| Seized | \$105 |
| Burned | \$0 |
| Counterfeited/Forged | \$0 |
| Destroyed/Damaged | \$0 |
| Recovered | \$23,586 |
| Stolen | \$7,650 |

2024 Washington NIBRS Submission Agencies

Skamania SO

Skamania County

Population: 12,075
Months Reported: 12

Offense Overview

Offense Total 187
of Cleared Offense 56
Percent Cleared 29.9%

Group A Arrest Overview

Arrest Total 49
Adult Arrest Total 47
Juvenile Arrest Total 2

| Group A Offenses | Reported 2023 | Reported 2024 | % of Change | Crime Rate per 1,000 | Total Arrests | DV Offense Totals |
|----------------------------------|---------------|---------------|--------------|----------------------|---------------|-------------------|
| Murder | 0 | 0 | | 0.0 | 0 | 0 |
| Manslaughter | 0 | 0 | | 0.0 | 0 | 0 |
| Rape | 1 | 0 | -100.0% | 0.0 | 0 | 0 |
| Sodomy | 0 | 0 | | 0.0 | 0 | 0 |
| Sexual Assault w/Object | 0 | 0 | | 0.0 | 0 | 0 |
| Fondling | 4 | 0 | -100.0% | 0.0 | 0 | 0 |
| Aggravated Assault | 10 | 7 | -30.0% | 0.6 | 5 | 4 |
| Simple Assault | 44 | 53 | 20.5% | 4.4 | 27 | 44 |
| Intimidation | 4 | 2 | -50.0% | 0.2 | 0 | 1 |
| Kidnapping | 0 | 1 | | 0.1 | 1 | 1 |
| Incest | 0 | 0 | | 0.0 | 0 | 0 |
| Statutory Rape | 0 | 0 | | 0.0 | 0 | 0 |
| Human Trafficking Offenses | 0 | 0 | | 0.0 | 0 | 0 |
| Violation of No Contact/Protect. | 11 | 8 | -27.3% | 0.7 | 0 | 6 |
| Robbery | 1 | 0 | -100.0% | 0.0 | 0 | 0 |
| Burglary | 14 | 20 | 42.9% | 1.7 | 1 | 1 |
| Larceny-Theft Offenses | 70 | 59 | -15.7% | 4.9 | 3 | 0 |
| Motor Vehicle Theft | 4 | 7 | 75.0% | 0.6 | 0 | 0 |
| Arson | 1 | 0 | -100.0% | 0.0 | 0 | 0 |
| Destruction of Property | 18 | 13 | -27.8% | 1.1 | 3 | 3 |
| Counterfeiting/Forgery | 1 | 6 | 500.0% | 0.5 | 0 | 0 |
| Fraud Offenses | 0 | 0 | | 0.0 | 0 | 0 |
| Embezzlement | 0 | 0 | | 0.0 | 0 | 0 |
| Extortion/Blackmail | 0 | 0 | | 0.0 | 0 | 0 |
| Bribery | 0 | 0 | | 0.0 | 0 | 0 |
| Stolen Property Offenses | 0 | 0 | | 0.0 | 0 | 0 |
| Animal Cruelty | 0 | 0 | | 0.0 | 1 | 0 |
| Drug/Narcotic Violations | 4 | 9 | 125.0% | 0.7 | 7 | 0 |
| Drug Equipment Violations | 0 | 0 | | 0.0 | 0 | 0 |
| Gambling Offenses | 0 | 0 | | 0.0 | 0 | 0 |
| Pornography | 0 | 0 | | 0.0 | 0 | 0 |
| Prostitution Offenses | 0 | 0 | | 0.0 | 0 | 0 |
| Weapon Law Violations | 5 | 2 | -60.0% | 0.2 | 1 | 0 |
| Grand Total | 192 | 187 | -2.6% | 15.5 | 49 | 60 |

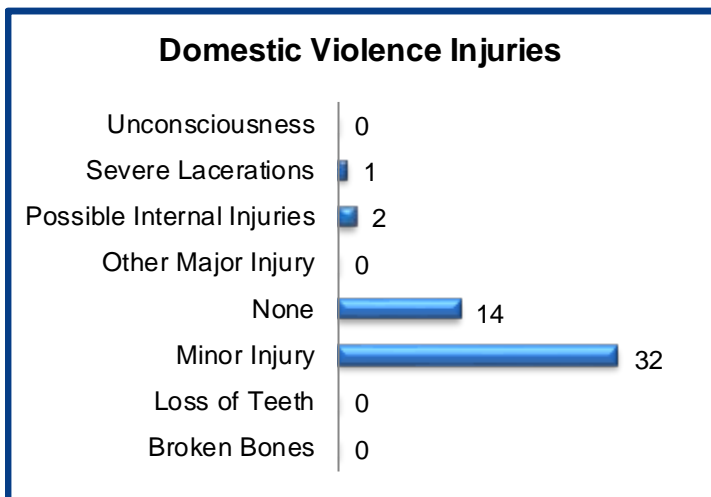
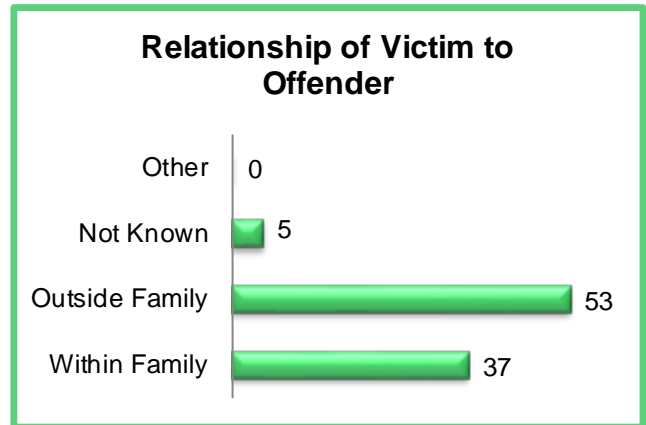
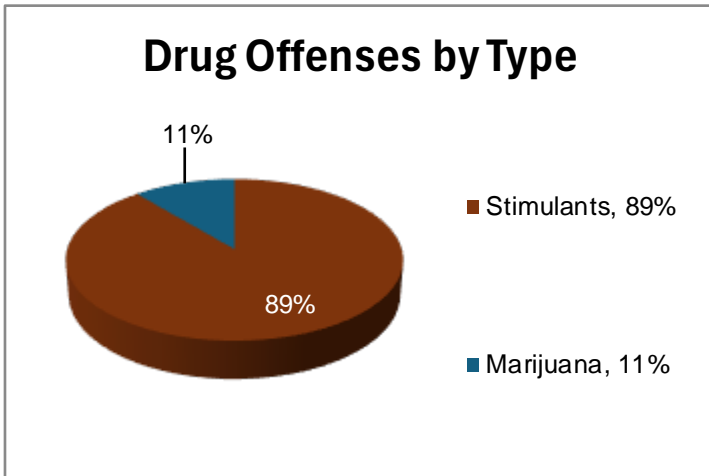
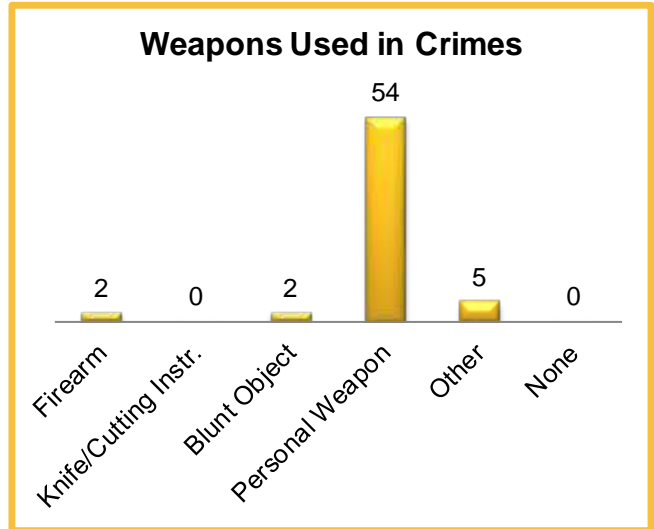
2024 Washington NIBRS Submission Agencies

Skamania SO

Continued

2024 Group B Arrests

| Offense | Adult | Juvenile |
|-----------------------|-----------|----------|
| Bad Checks | 0 | 0 |
| Curfew/Vagrancy | 0 | 0 |
| Disorderly Conduct | 1 | 0 |
| Drunkenness | 0 | 0 |
| DUI | 25 | 0 |
| Family Offenses | 0 | 0 |
| Liquor Law Violations | 0 | 0 |
| Peeping Tom | 0 | 0 |
| Trespass | 2 | 0 |
| All Other Offenses | 4 | 0 |
| Total | 32 | 0 |



2024 Property Values by Type

| Type | Value |
|----------------------|-----------|
| Seized | \$0 |
| Burned | \$0 |
| Counterfeited/Forged | \$0 |
| Destroyed/Damaged | \$5,250 |
| Recovered | \$46,300 |
| Stolen | \$203,786 |

2024 Washington NIBRS Submission Agencies

Snohomish SO

Snohomish County

Population: 376,700
Months Reported: 12

Offense Overview

Offense Total 8,186
of Cleared Offense 2,930
Percent Cleared 35.8%

Group A Arrest Overview

Arrest Total 2,554
Adult Arrest Total 2,353
Juvenile Arrest Total 201

| Group A Offenses | Reported 2023 | Reported 2024 | % of Change | Crime Rate per 1,000 | Total Arrests | DV Offense Totals |
|----------------------------------|---------------|---------------|---------------|----------------------|---------------|-------------------|
| Murder | 6 | 3 | -50.0% | 0.0 | 3 | 1 |
| Manslaughter | 2 | 2 | 0.0% | 0.0 | 0 | 1 |
| Rape | 31 | 35 | 12.9% | 0.1 | 14 | 15 |
| Sodomy | 6 | 6 | 0.0% | 0.0 | 0 | 1 |
| Sexual Assault w/Object | 0 | 0 | | 0.0 | 0 | 0 |
| Fondling | 17 | 17 | 0.0% | 0.0 | 6 | 9 |
| Aggravated Assault | 394 | 349 | -11.4% | 0.9 | 242 | 178 |
| Simple Assault | 1,127 | 1,191 | 5.7% | 3.2 | 988 | 917 |
| Intimidation | 201 | 205 | 2.0% | 0.5 | 124 | 81 |
| Kidnapping | 28 | 24 | -14.3% | 0.1 | 7 | 17 |
| Incest | 0 | 2 | | 0.0 | 0 | 0 |
| Statutory Rape | 7 | 3 | -57.1% | 0.0 | 0 | 1 |
| Human Trafficking Offenses | 0 | 0 | | 0.0 | 0 | 0 |
| Violation of No Contact/Protect. | 464 | 396 | -14.7% | 1.1 | 335 | 309 |
| Robbery | 60 | 61 | 1.7% | 0.2 | 35 | 3 |
| Burglary | 628 | 676 | 7.6% | 1.8 | 106 | 39 |
| Larceny-Theft Offenses | 2,142 | 2,036 | -4.9% | 5.4 | 88 | 14 |
| Motor Vehicle Theft | 1,195 | 803 | -32.8% | 2.1 | 49 | 8 |
| Arson | 17 | 13 | -23.5% | 0.0 | 0 | 2 |
| Destruction of Property | 1,743 | 1,338 | -23.2% | 3.6 | 97 | 116 |
| Counterfeiting/Forgery | 44 | 33 | -25.0% | 0.1 | 4 | 3 |
| Fraud Offenses | 420 | 398 | -5.2% | 1.1 | 12 | 9 |
| Embezzlement | 8 | 7 | -12.5% | 0.0 | 1 | 0 |
| Extortion/Blackmail | 6 | 4 | -33.3% | 0.0 | 0 | 0 |
| Bribery | 0 | 0 | | 0.0 | 0 | 0 |
| Stolen Property Offenses | 148 | 152 | 2.7% | 0.4 | 101 | 3 |
| Animal Cruelty | 1 | 4 | 300.0% | 0.0 | 1 | 0 |
| Drug/Narcotic Violations | 171 | 297 | 73.7% | 0.8 | 273 | 0 |
| Drug Equipment Violations | 158 | 2 | -98.7% | 0.0 | 0 | 0 |
| Gambling Offenses | 0 | 0 | | 0.0 | 0 | 0 |
| Pornography | 10 | 10 | 0.0% | 0.0 | 2 | 0 |
| Prostitution Offenses | 1 | 1 | 0.0% | 0.0 | 0 | 0 |
| Weapon Law Violations | 126 | 118 | -6.3% | 0.3 | 66 | 0 |
| Grand Total | 9,161 | 8,186 | -10.6% | 21.7 | 2,554 | 1,727 |

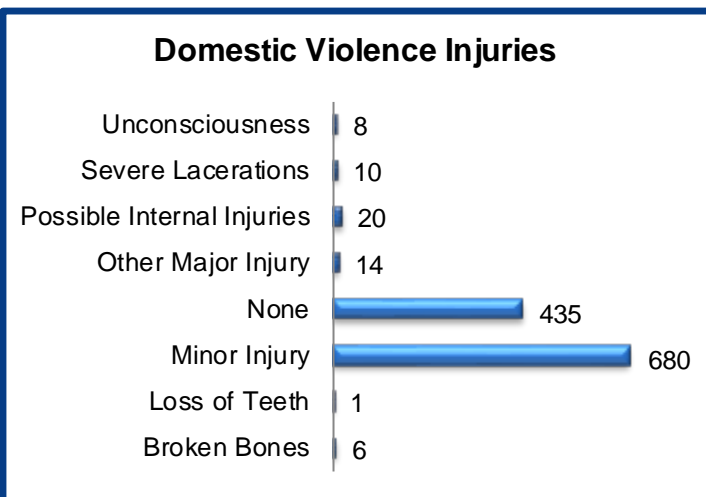
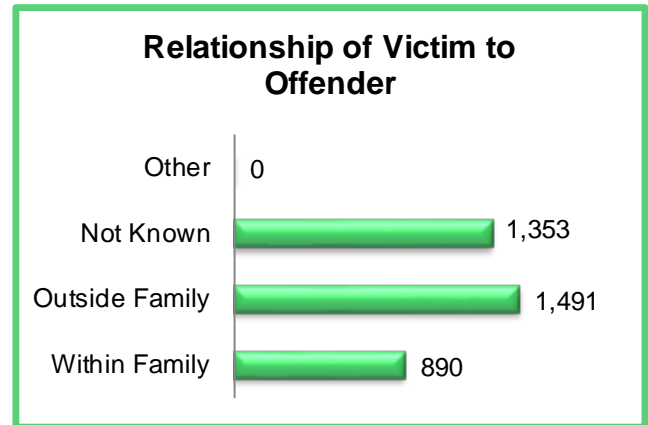
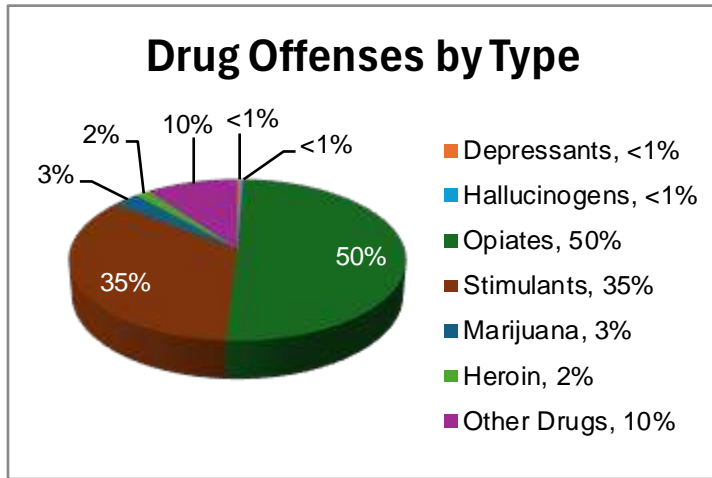
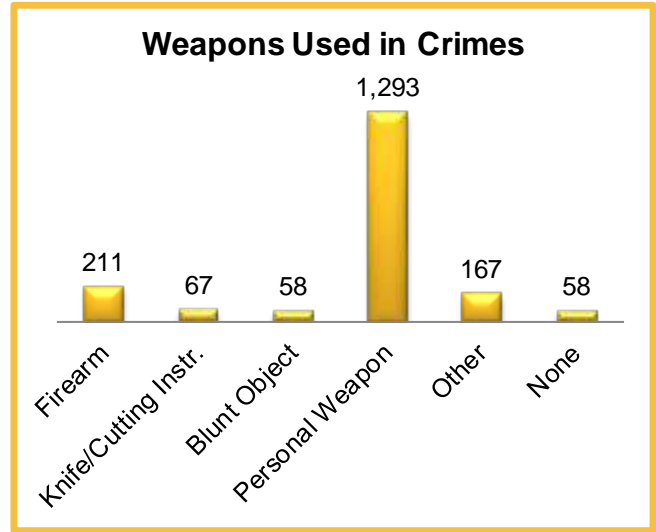
2024 Washington NIBRS Submission Agencies

Snohomish SO

Continued

2024 Group B Arrests

| Offense | Adult | Juvenile |
|-----------------------|--------------|-----------|
| Bad Checks | 0 | 0 |
| Curfew/Vagrancy | 0 | 0 |
| Disorderly Conduct | 30 | 0 |
| Drunkenness | 0 | 0 |
| DUI | 324 | 6 |
| Family Offenses | 0 | 0 |
| Liquor Law Violations | 1 | 1 |
| Peeping Tom | 1 | 0 |
| Trespass | 171 | 1 |
| All Other Offenses | 529 | 2 |
| Total | 1,056 | 10 |



2024 Property Values by Type

| Type | Value |
|----------------------|--------------|
| Seized | \$25,040 |
| Burned | \$108,700 |
| Counterfeited/Forged | \$89,941 |
| Destroyed/Damaged | \$3,042,461 |
| Recovered | \$3,848,179 |
| Stolen | \$11,824,412 |

2024 Washington NIBRS Submission Agencies

Arlington PD

Snohomish County

Population: 22,980
Months Reported: 12

Offense Overview

Offense Total 1,582
of Cleared Offense 914
Percent Cleared 57.8%

Group A Arrest Overview

Arrest Total 727
Adult Arrest Total 684
Juvenile Arrest Total 43

| Group A Offenses | Reported 2023 | Reported 2024 | % of Change | Crime Rate per 1,000 | Total Arrests | DV Offense Totals |
|----------------------------------|---------------|---------------|-------------|----------------------|---------------|-------------------|
| Murder | 1 | 2 | 100.0% | 0.1 | 3 | 1 |
| Manslaughter | 0 | 0 | | 0.0 | 0 | 0 |
| Rape | 11 | 7 | -36.4% | 0.3 | 9 | 2 |
| Sodomy | 3 | 2 | -33.3% | 0.1 | 1 | 0 |
| Sexual Assault w/Object | 0 | 0 | | 0.0 | 0 | 0 |
| Fondling | 10 | 4 | -60.0% | 0.2 | 1 | 4 |
| Aggravated Assault | 58 | 52 | -10.3% | 2.3 | 33 | 20 |
| Simple Assault | 193 | 207 | 7.3% | 9.0 | 153 | 139 |
| Intimidation | 45 | 41 | -8.9% | 1.8 | 27 | 13 |
| Kidnapping | 3 | 5 | 66.7% | 0.2 | 2 | 5 |
| Incest | 0 | 0 | | 0.0 | 0 | 0 |
| Statutory Rape | 2 | 2 | 0.0% | 0.1 | 1 | 0 |
| Human Trafficking Offenses | 0 | 0 | | 0.0 | 0 | 0 |
| Violation of No Contact/Protect. | 51 | 95 | 86.3% | 4.1 | 74 | 80 |
| Robbery | 16 | 14 | -12.5% | 0.6 | 14 | 0 |
| Burglary | 84 | 78 | -7.1% | 3.4 | 27 | 2 |
| Larceny-Theft Offenses | 382 | 355 | -7.1% | 15.4 | 98 | 3 |
| Motor Vehicle Theft | 103 | 97 | -5.8% | 4.2 | 10 | 0 |
| Arson | 1 | 0 | -100.0% | 0.0 | 0 | 0 |
| Destruction of Property | 255 | 198 | -22.4% | 8.6 | 36 | 34 |
| Counterfeiting/Forgery | 31 | 28 | -9.7% | 1.2 | 7 | 0 |
| Fraud Offenses | 53 | 48 | -9.4% | 2.1 | 5 | 2 |
| Embezzlement | 1 | 1 | 0.0% | 0.0 | 0 | 0 |
| Extortion/Blackmail | 1 | 0 | -100.0% | 0.0 | 0 | 0 |
| Bribery | 0 | 0 | | 0.0 | 0 | 0 |
| Stolen Property Offenses | 46 | 55 | 19.6% | 2.4 | 38 | 3 |
| Animal Cruelty | 1 | 4 | 300.0% | 0.2 | 2 | 0 |
| Drug/Narcotic Violations | 39 | 189 | 384.6% | 8.2 | 165 | 0 |
| Drug Equipment Violations | 19 | 68 | 257.9% | 3.0 | 0 | 0 |
| Gambling Offenses | 0 | 0 | | 0.0 | 0 | 0 |
| Pornography | 5 | 6 | 20.0% | 0.3 | 2 | 0 |
| Prostitution Offenses | 0 | 0 | | 0.0 | 0 | 0 |
| Weapon Law Violations | 29 | 24 | -17.2% | 1.0 | 19 | 0 |
| Grand Total | 1,443 | 1,582 | 9.6% | 68.8 | 727 | 308 |

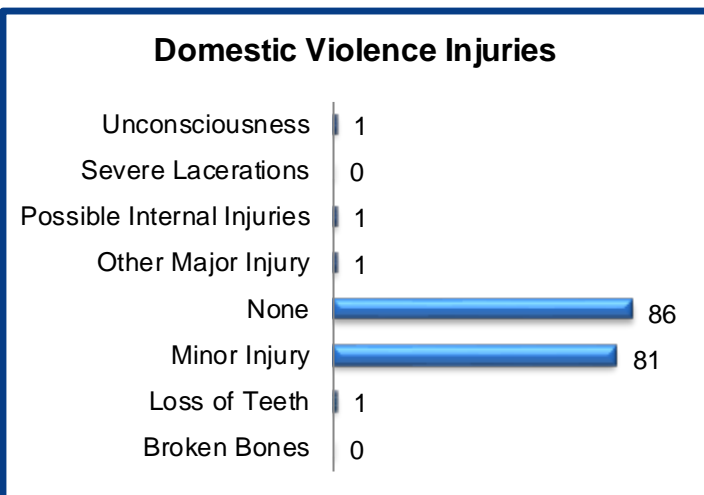
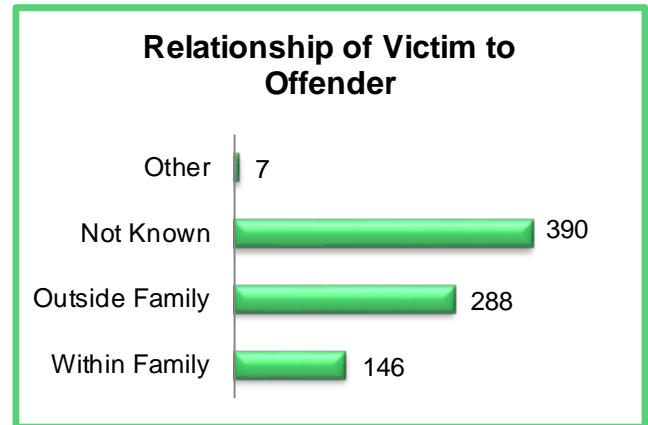
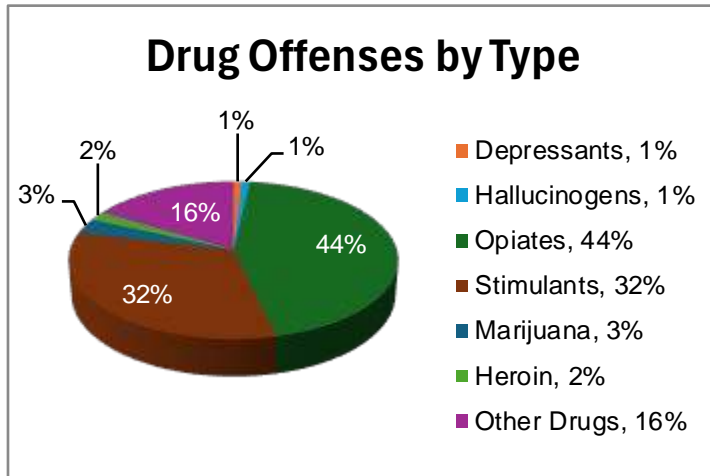
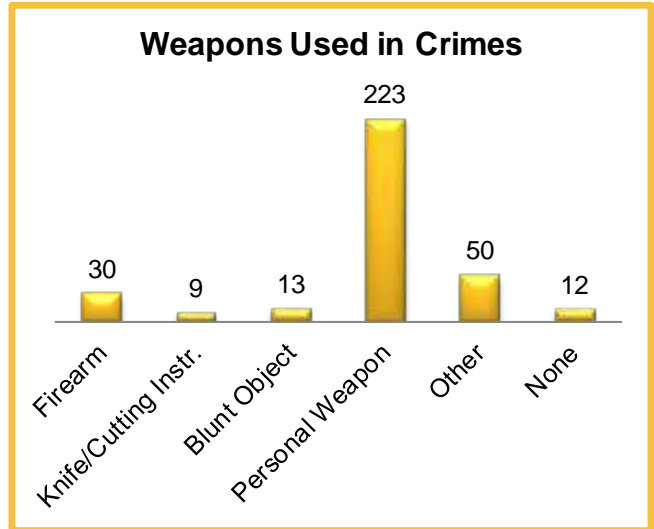
2024 Washington NIBRS Submission Agencies

Arlington PD

Continued

2024 Group B Arrests

| Offense | Adult | Juvenile |
|-----------------------|------------|----------|
| Bad Checks | 0 | 0 |
| Curfew/Vagrancy | 0 | 0 |
| Disorderly Conduct | 19 | 0 |
| Drunkenness | 0 | 0 |
| DUI | 115 | 0 |
| Family Offenses | 2 | 0 |
| Liquor Law Violations | 2 | 0 |
| Peeping Tom | 0 | 0 |
| Trespass | 63 | 3 |
| All Other Offenses | 133 | 0 |
| Total | 334 | 3 |



2024 Property Values by Type

| Type | Value |
|----------------------|-------------|
| Seized | \$1,422 |
| Burned | \$0 |
| Counterfeited/Forged | \$13,082 |
| Destroyed/Damaged | \$218,445 |
| Recovered | \$193,830 |
| Stolen | \$1,690,951 |

2024 Washington NIBRS Submission Agencies

Brier PD

Snohomish County

Population: 6,600
Months Reported: 12

Offense Overview

Offense Total 65
of Cleared Offense 6
Percent Cleared 9.2%

Group A Arrest Overview

Arrest Total 7
Adult Arrest Total 6
Juvenile Arrest Total 1

| Group A Offenses | Reported 2023 | Reported 2024 | % of Change | Crime Rate per 1,000 | Total Arrests | DV Offense Totals |
|----------------------------------|---------------|---------------|---------------|----------------------|---------------|-------------------|
| Murder | 0 | 0 | | 0.0 | 0 | 0 |
| Manslaughter | 0 | 0 | | 0.0 | 0 | 0 |
| Rape | 0 | 0 | | 0.0 | 0 | 0 |
| Sodomy | 0 | 0 | | 0.0 | 0 | 0 |
| Sexual Assault w/Object | 0 | 0 | | 0.0 | 0 | 0 |
| Fondling | 1 | 1 | 0.0% | 0.2 | 1 | 1 |
| Aggravated Assault | 2 | 0 | -100.0% | 0.0 | 0 | 0 |
| Simple Assault | 15 | 7 | -53.3% | 1.1 | 2 | 6 |
| Intimidation | 3 | 0 | -100.0% | 0.0 | 0 | 0 |
| Kidnapping | 0 | 0 | | 0.0 | 0 | 0 |
| Incest | 0 | 0 | | 0.0 | 0 | 0 |
| Statutory Rape | 0 | 0 | | 0.0 | 0 | 0 |
| Human Trafficking Offenses | 0 | 0 | | 0.0 | 0 | 0 |
| Violation of No Contact/Protect. | 3 | 2 | -33.3% | 0.3 | 1 | 2 |
| Robbery | 1 | 1 | 0.0% | 0.2 | 2 | 0 |
| Burglary | 7 | 4 | -42.9% | 0.6 | 0 | 0 |
| Larceny-Theft Offenses | 29 | 24 | -17.2% | 3.6 | 0 | 0 |
| Motor Vehicle Theft | 5 | 2 | -60.0% | 0.3 | 0 | 0 |
| Arson | 0 | 0 | | 0.0 | 0 | 0 |
| Destruction of Property | 23 | 17 | -26.1% | 2.6 | 0 | 0 |
| Counterfeiting/Forgery | 1 | 1 | 0.0% | 0.2 | 0 | 0 |
| Fraud Offenses | 10 | 2 | -80.0% | 0.3 | 0 | 0 |
| Embezzlement | 0 | 0 | | 0.0 | 0 | 0 |
| Extortion/Blackmail | 0 | 0 | | 0.0 | 0 | 0 |
| Bribery | 0 | 0 | | 0.0 | 0 | 0 |
| Stolen Property Offenses | 3 | 1 | -66.7% | 0.2 | 0 | 0 |
| Animal Cruelty | 0 | 1 | | 0.2 | 0 | 0 |
| Drug/Narcotic Violations | 0 | 1 | | 0.2 | 1 | 0 |
| Drug Equipment Violations | 1 | 0 | -100.0% | 0.0 | 0 | 0 |
| Gambling Offenses | 0 | 0 | | 0.0 | 0 | 0 |
| Pornography | 0 | 0 | | 0.0 | 0 | 0 |
| Prostitution Offenses | 0 | 0 | | 0.0 | 0 | 0 |
| Weapon Law Violations | 0 | 1 | | 0.2 | 0 | 0 |
| Grand Total | 104 | 65 | -37.5% | 9.8 | 7 | 9 |

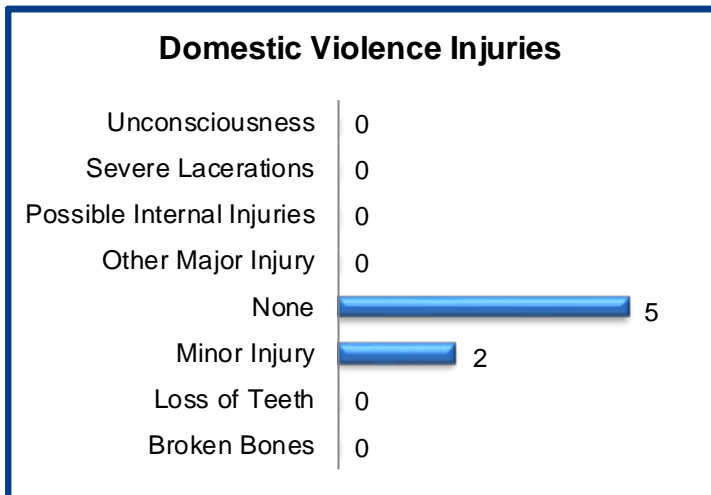
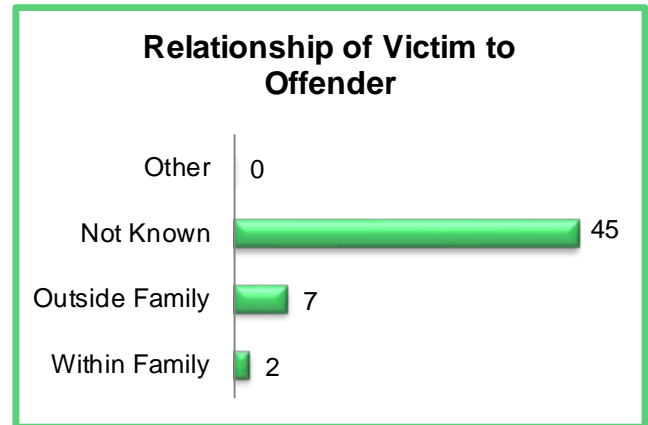
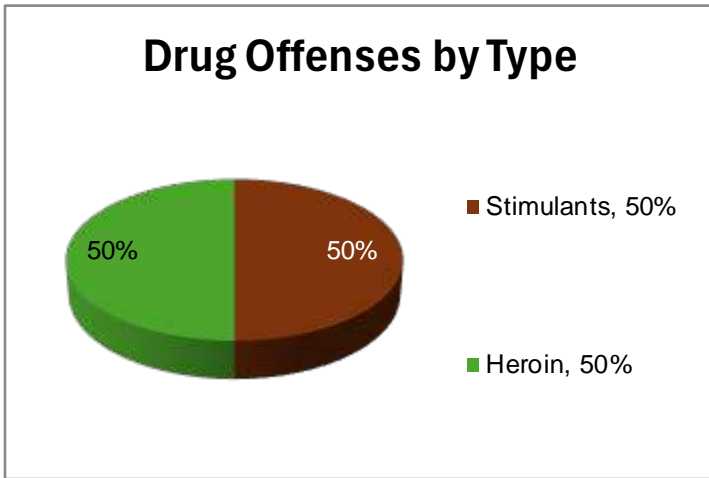
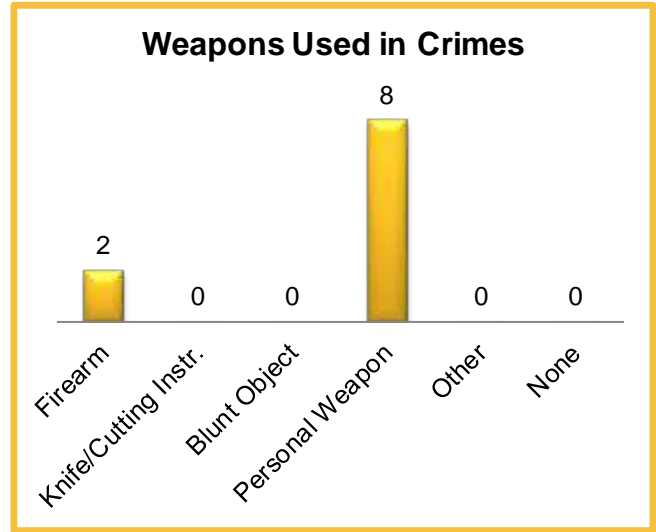
2024 Washington NIBRS Submission Agencies

Brier PD

Continued

2024 Group B Arrests

| Offense | Adult | Juvenile |
|-----------------------|----------|----------|
| Bad Checks | 0 | 0 |
| Curfew/Vagrancy | 0 | 0 |
| Disorderly Conduct | 0 | 0 |
| Drunkenness | 0 | 0 |
| DUI | 2 | 0 |
| Family Offenses | 0 | 0 |
| Liquor Law Violations | 0 | 0 |
| Peeping Tom | 0 | 0 |
| Trespass | 0 | 0 |
| All Other Offenses | 0 | 0 |
| Total | 2 | 0 |



2024 Property Values by Type

| Type | Value |
|----------------------|----------|
| Seized | \$0 |
| Burned | \$0 |
| Counterfeited/Forged | \$12,516 |
| Destroyed/Damaged | \$11,578 |
| Recovered | \$400 |
| Stolen | \$92,303 |

2024 Washington NIBRS Submission Agencies

Darrington PD

Snohomish County

Population: 1,515
Months Reported: 12

Offense Overview

Offense Total 46
of Cleared Offense 17
Percent Cleared 37.0%

Group A Arrest Overview

Arrest Total 16
Adult Arrest Total 16
Juvenile Arrest Total 0

| Group A Offenses | Reported 2023 | Reported 2024 | % of Change | Crime Rate per 1,000 | Total Arrests | DV Offense Totals |
|----------------------------------|---------------|---------------|---------------|----------------------|---------------|-------------------|
| Murder | 0 | 1 | | 0.7 | 1 | 1 |
| Manslaughter | 0 | 0 | | 0.0 | 0 | 0 |
| Rape | 2 | 1 | -50.0% | 0.7 | 0 | 0 |
| Sodomy | 0 | 0 | | 0.0 | 1 | 0 |
| Sexual Assault w/Object | 0 | 0 | | 0.0 | 0 | 0 |
| Fondling | 0 | 0 | | 0.0 | 0 | 0 |
| Aggravated Assault | 0 | 1 | | 0.7 | 1 | 0 |
| Simple Assault | 12 | 9 | -25.0% | 5.9 | 6 | 3 |
| Intimidation | 1 | 2 | 100.0% | 1.3 | 1 | 1 |
| Kidnapping | 0 | 0 | | 0.0 | 0 | 0 |
| Incest | 0 | 0 | | 0.0 | 0 | 0 |
| Statutory Rape | 0 | 0 | | 0.0 | 0 | 0 |
| Human Trafficking Offenses | 0 | 0 | | 0.0 | 0 | 0 |
| Violation of No Contact/Protect. | 3 | 3 | 0.0% | 2.0 | 2 | 2 |
| Robbery | 0 | 0 | | 0.0 | 0 | 0 |
| Burglary | 8 | 7 | -12.5% | 4.6 | 0 | 0 |
| Larceny-Theft Offenses | 13 | 10 | -23.1% | 6.6 | 0 | 0 |
| Motor Vehicle Theft | 5 | 3 | -40.0% | 2.0 | 0 | 0 |
| Arson | 0 | 0 | | 0.0 | 0 | 0 |
| Destruction of Property | 9 | 7 | -22.2% | 4.6 | 3 | 1 |
| Counterfeiting/Forgery | 2 | 0 | -100.0% | 0.0 | 0 | 0 |
| Fraud Offenses | 6 | 0 | -100.0% | 0.0 | 0 | 0 |
| Embezzlement | 0 | 0 | | 0.0 | 0 | 0 |
| Extortion/Blackmail | 0 | 0 | | 0.0 | 0 | 0 |
| Bribery | 0 | 0 | | 0.0 | 0 | 0 |
| Stolen Property Offenses | 0 | 1 | | 0.7 | 0 | 0 |
| Animal Cruelty | 0 | 0 | | 0.0 | 0 | 0 |
| Drug/Narcotic Violations | 1 | 0 | -100.0% | 0.0 | 0 | 0 |
| Drug Equipment Violations | 0 | 0 | | 0.0 | 0 | 0 |
| Gambling Offenses | 0 | 0 | | 0.0 | 0 | 0 |
| Pornography | 0 | 0 | | 0.0 | 0 | 0 |
| Prostitution Offenses | 0 | 0 | | 0.0 | 0 | 0 |
| Weapon Law Violations | 0 | 1 | | 0.7 | 1 | 0 |
| Grand Total | 62 | 46 | -25.8% | 30.4 | 16 | 8 |

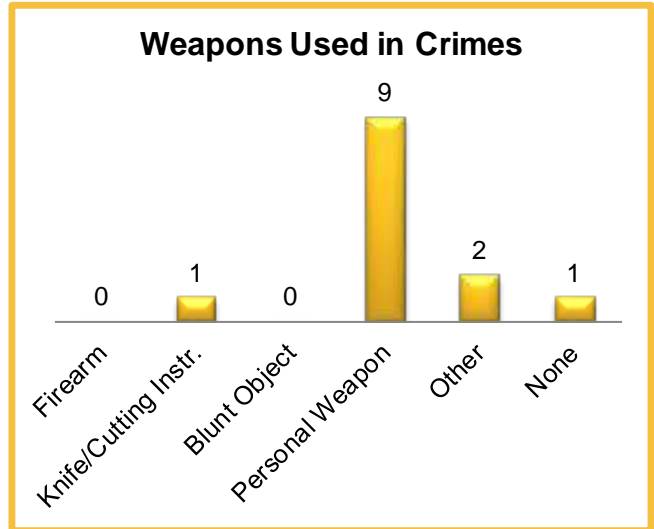
2024 Washington NIBRS Submission Agencies

Darrington PD

Continued

2024 Group B Arrests

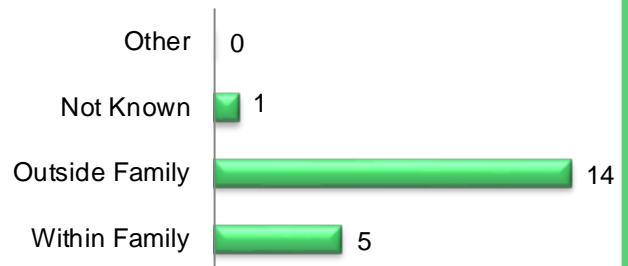
| Offense | Adult | Juvenile |
|-----------------------|----------|----------|
| Bad Checks | 0 | 0 |
| Curfew/Vagrancy | 0 | 0 |
| Disorderly Conduct | 0 | 0 |
| Drunkenness | 0 | 0 |
| DUI | 0 | 0 |
| Family Offenses | 0 | 0 |
| Liquor Law Violations | 0 | 0 |
| Peeping Tom | 0 | 0 |
| Trespass | 1 | 0 |
| All Other Offenses | 4 | 0 |
| Total | 5 | 0 |



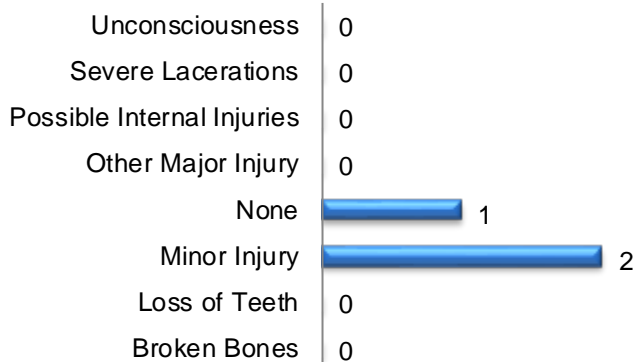
Drug Offenses by Type

No Drug Offenses by Type Reported

Relationship of Victim to Offender



Domestic Violence Injuries



2024 Property Values by Type

| Type | Value |
|----------------------|----------|
| Seized | \$0 |
| Burned | \$0 |
| Counterfeited/Forged | \$0 |
| Destroyed/Damaged | \$1,783 |
| Recovered | \$47,000 |
| Stolen | \$89,212 |

2024 Washington NIBRS Submission Agencies

Edmonds PD

Snohomish County

Population: 43,420
Months Reported: 12

Offense Overview

Offense Total 2,609
of Cleared Offense 882
Percent Cleared 33.8%

Group A Arrest Overview

Arrest Total 714
Adult Arrest Total 669
Juvenile Arrest Total 45

| Group A Offenses | Reported 2023 | Reported 2024 | % of Change | Crime Rate per 1,000 | Total Arrests | DV Offense Totals |
|----------------------------------|---------------|---------------|--------------|----------------------|---------------|-------------------|
| Murder | 2 | 1 | -50.0% | 0.0 | 1 | 1 |
| Manslaughter | 0 | 0 | | 0.0 | 1 | 0 |
| Rape | 6 | 11 | 83.3% | 0.3 | 4 | 2 |
| Sodomy | 2 | 5 | 150.0% | 0.1 | 0 | 2 |
| Sexual Assault w/Object | 0 | 0 | | 0.0 | 0 | 0 |
| Fondling | 4 | 13 | 225.0% | 0.3 | 6 | 4 |
| Aggravated Assault | 46 | 73 | 58.7% | 1.7 | 43 | 18 |
| Simple Assault | 139 | 151 | 8.6% | 3.5 | 92 | 64 |
| Intimidation | 57 | 61 | 7.0% | 1.4 | 26 | 22 |
| Kidnapping | 7 | 4 | -42.9% | 0.1 | 1 | 3 |
| Incest | 0 | 0 | | 0.0 | 0 | 0 |
| Statutory Rape | 1 | 1 | 0.0% | 0.0 | 0 | 1 |
| Human Trafficking Offenses | 0 | 0 | | 0.0 | 0 | 0 |
| Violation of No Contact/Protect. | 35 | 40 | 14.3% | 0.9 | 35 | 33 |
| Robbery | 19 | 22 | 15.8% | 0.5 | 9 | 0 |
| Burglary | 161 | 172 | 6.8% | 4.0 | 45 | 7 |
| Larceny-Theft Offenses | 835 | 1,077 | 29.0% | 24.8 | 320 | 4 |
| Motor Vehicle Theft | 113 | 67 | -40.7% | 1.5 | 6 | 1 |
| Arson | 2 | 1 | -50.0% | 0.0 | 0 | 0 |
| Destruction of Property | 428 | 390 | -8.9% | 9.0 | 25 | 13 |
| Counterfeiting/Forgery | 35 | 31 | -11.4% | 0.7 | 2 | 0 |
| Fraud Offenses | 231 | 252 | 9.1% | 5.8 | 26 | 5 |
| Embezzlement | 3 | 7 | 133.3% | 0.2 | 1 | 0 |
| Extortion/Blackmail | 0 | 11 | | 0.3 | 0 | 1 |
| Bribery | 0 | 0 | | 0.0 | 0 | 0 |
| Stolen Property Offenses | 39 | 29 | -25.6% | 0.7 | 16 | 0 |
| Animal Cruelty | 1 | 3 | 200.0% | 0.1 | 1 | 0 |
| Drug/Narcotic Violations | 170 | 146 | -14.1% | 3.4 | 39 | 0 |
| Drug Equipment Violations | 1 | 3 | 200.0% | 0.1 | 0 | 0 |
| Gambling Offenses | 0 | 0 | | 0.0 | 0 | 0 |
| Pornography | 1 | 6 | 500.0% | 0.1 | 1 | 0 |
| Prostitution Offenses | 0 | 1 | | 0.0 | 0 | 0 |
| Weapon Law Violations | 26 | 31 | 19.2% | 0.7 | 14 | 0 |
| Grand Total | 2,364 | 2,609 | 10.4% | 60.1 | 714 | 181 |

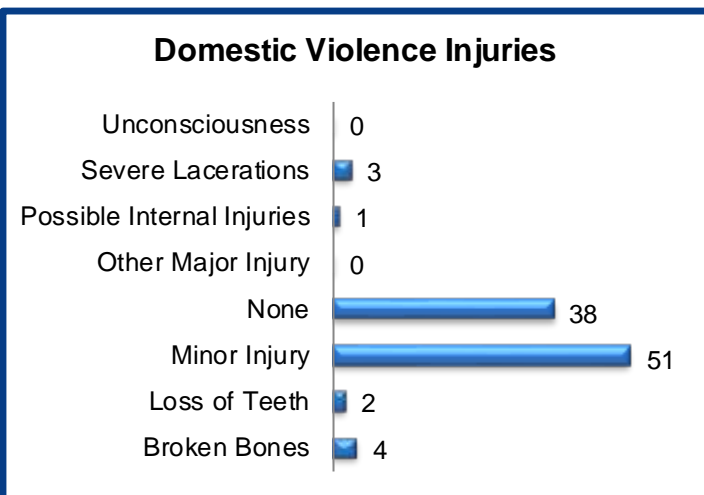
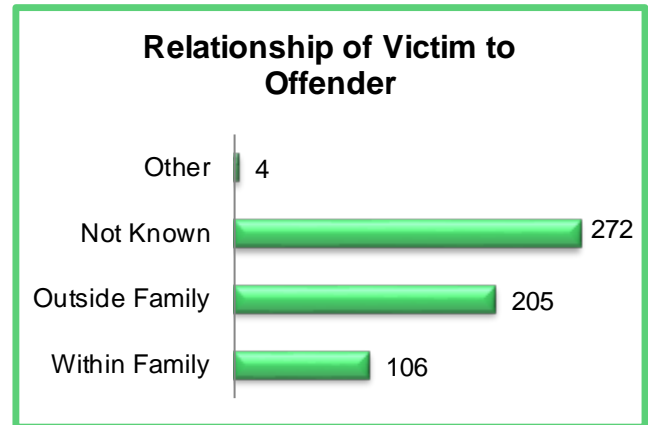
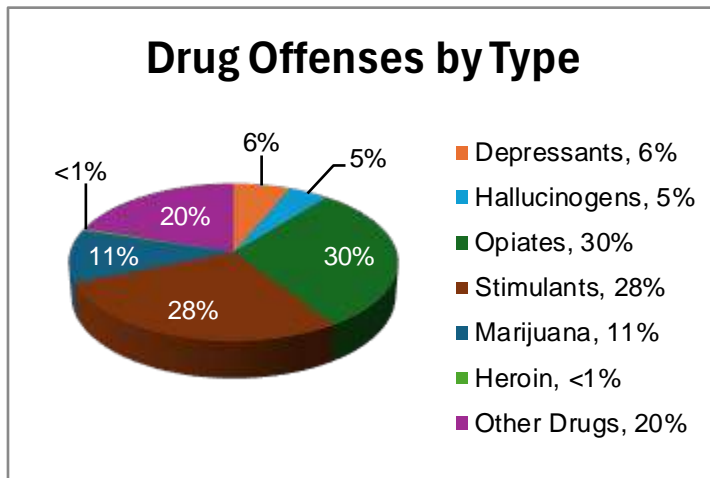
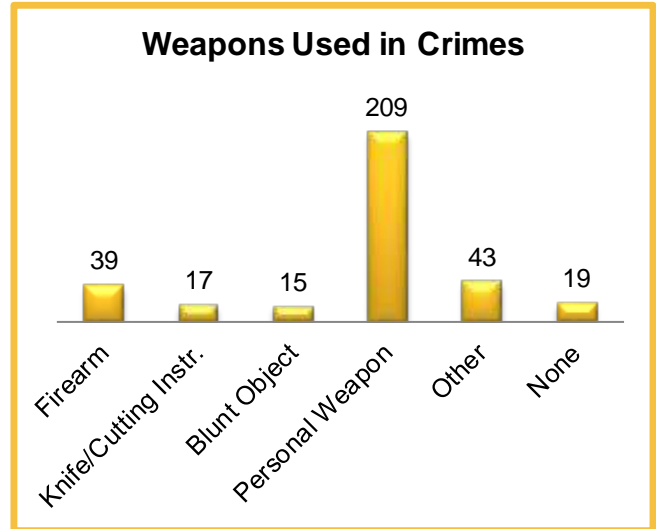
2024 Washington NIBRS Submission Agencies

Edmonds PD

Continued

2024 Group B Arrests

| Offense | Adult | Juvenile |
|-----------------------|------------|----------|
| Bad Checks | 0 | 0 |
| Curfew/Vagrancy | 0 | 0 |
| Disorderly Conduct | 7 | 0 |
| Drunkenness | 0 | 0 |
| DUI | 84 | 2 |
| Family Offenses | 0 | 0 |
| Liquor Law Violations | 1 | 1 |
| Peeping Tom | 0 | 0 |
| Trespass | 50 | 1 |
| All Other Offenses | 192 | 0 |
| Total | 334 | 4 |



2024 Property Values by Type

| Type | Value |
|----------------------|-------------|
| Seized | \$6,990 |
| Burned | \$0 |
| Counterfeited/Forged | \$59,268 |
| Destroyed/Damaged | \$478,950 |
| Recovered | \$882,147 |
| Stolen | \$4,051,763 |

2024 Washington NIBRS Submission Agencies

Everett PD

Snohomish County

Population: 114,800
Months Reported: 12

Offense Overview

Offense Total 9,218
of Cleared Offense 3,592
Percent Cleared 39.0%

Group A Arrest Overview

Arrest Total 3,200
Adult Arrest Total 3,034
Juvenile Arrest Total 166

| Group A Offenses | Reported 2023 | Reported 2024 | % of Change | Crime Rate per 1,000 | Total Arrests | DV Offense Totals |
|----------------------------------|---------------|---------------|---------------|----------------------|---------------|-------------------|
| Murder | 11 | 6 | -45.5% | 0.1 | 2 | 3 |
| Manslaughter | 2 | 3 | 50.0% | 0.0 | 3 | 1 |
| Rape | 50 | 28 | -44.0% | 0.2 | 16 | 6 |
| Sodomy | 5 | 8 | 60.0% | 0.1 | 1 | 3 |
| Sexual Assault w/Object | 0 | 0 | | 0.0 | 0 | 0 |
| Fondling | 27 | 15 | -44.4% | 0.1 | 11 | 7 |
| Aggravated Assault | 283 | 180 | -36.4% | 1.6 | 109 | 45 |
| Simple Assault | 831 | 694 | -16.5% | 6.0 | 498 | 410 |
| Intimidation | 189 | 147 | -22.2% | 1.3 | 86 | 37 |
| Kidnapping | 19 | 27 | 42.1% | 0.2 | 9 | 10 |
| Incest | 1 | 0 | -100.0% | 0.0 | 0 | 0 |
| Statutory Rape | 5 | 3 | -40.0% | 0.0 | 2 | 1 |
| Human Trafficking Offenses | 0 | 0 | | 0.0 | 0 | 0 |
| Violation of No Contact/Protect. | 385 | 383 | -0.5% | 3.3 | 295 | 322 |
| Robbery | 117 | 77 | -34.2% | 0.7 | 53 | 5 |
| Burglary | 663 | 396 | -40.3% | 3.4 | 85 | 18 |
| Larceny-Theft Offenses | 3,255 | 2,580 | -20.7% | 22.5 | 481 | 13 |
| Motor Vehicle Theft | 1,256 | 900 | -28.3% | 7.8 | 70 | 5 |
| Arson | 31 | 20 | -35.5% | 0.2 | 9 | 3 |
| Destruction of Property | 2,393 | 1,602 | -33.1% | 14.0 | 161 | 66 |
| Counterfeiting/Forgery | 86 | 60 | -30.2% | 0.5 | 9 | 1 |
| Fraud Offenses | 478 | 445 | -6.9% | 3.9 | 20 | 4 |
| Embezzlement | 6 | 8 | 33.3% | 0.1 | 3 | 0 |
| Extortion/Blackmail | 4 | 10 | 150.0% | 0.1 | 1 | 1 |
| Bribery | 1 | 0 | -100.0% | 0.0 | 0 | 0 |
| Stolen Property Offenses | 277 | 222 | -19.9% | 1.9 | 130 | 1 |
| Animal Cruelty | 11 | 22 | 100.0% | 0.2 | 11 | 0 |
| Drug/Narcotic Violations | 672 | 1,113 | 65.6% | 9.7 | 1,028 | 0 |
| Drug Equipment Violations | 58 | 57 | -1.7% | 0.5 | 0 | 0 |
| Gambling Offenses | 0 | 0 | | 0.0 | 0 | 0 |
| Pornography | 12 | 18 | 50.0% | 0.2 | 9 | 0 |
| Prostitution Offenses | 0 | 10 | | 0.1 | 9 | 0 |
| Weapon Law Violations | 214 | 184 | -14.0% | 1.6 | 89 | 0 |
| Grand Total | 11,342 | 9,218 | -18.7% | 80.3 | 3,200 | 962 |

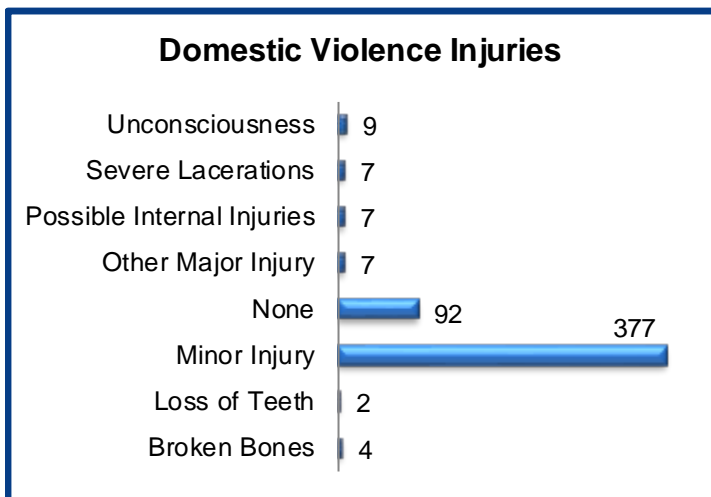
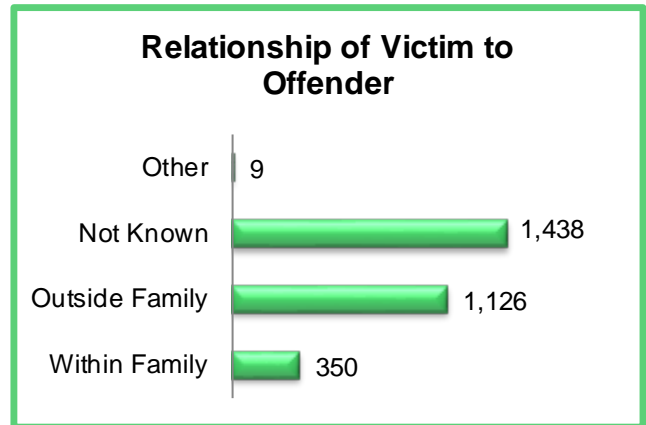
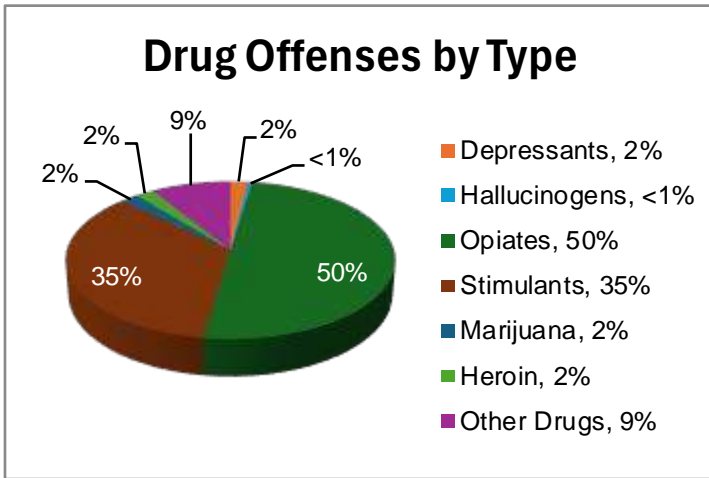
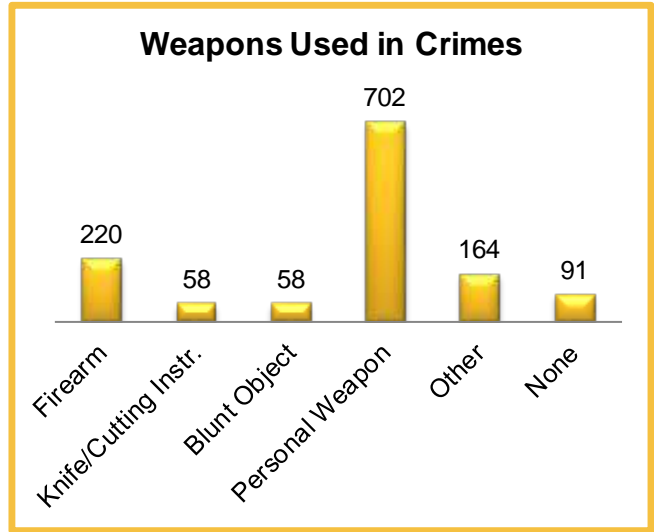
2024 Washington NIBRS Submission Agencies

Everett PD

Continued

2024 Group B Arrests

| Offense | Adult | Juvenile |
|-----------------------|--------------|-----------|
| Bad Checks | 0 | 0 |
| Curfew/Vagrancy | 450 | 1 |
| Disorderly Conduct | 25 | 0 |
| Drunkenness | 0 | 0 |
| DUI | 201 | 0 |
| Family Offenses | 3 | 0 |
| Liquor Law Violations | 0 | 2 |
| Peeping Tom | 0 | 0 |
| Trespass | 698 | 8 |
| All Other Offenses | 1,143 | 5 |
| Total | 2,520 | 16 |



2024 Property Values by Type

| Type | Value |
|----------------------|--------------|
| Seized | \$116,746 |
| Burned | \$85,000 |
| Counterfeited/Forged | \$169,597 |
| Destroyed/Damaged | \$12,496,408 |
| Recovered | \$6,413,537 |
| Stolen | \$14,202,689 |

2024 Washington NIBRS Submission Agencies

Gold Bar PD

Snohomish County

Population: 2,310
Months Reported: 12

Offense Overview

Offense Total 53
of Cleared Offense 26
Percent Cleared 49.1%

Group A Arrest Overview

Arrest Total 21
Adult Arrest Total 20
Juvenile Arrest Total 1

| Group A Offenses | Reported 2023 | Reported 2024 | % of Change* | Crime Rate per 1,000 | Total Arrests | DV Offense Totals |
|----------------------------------|---------------|---------------|--------------|----------------------|---------------|-------------------|
| Murder | 0 | 0 | | 0.0 | 0 | 0 |
| Manslaughter | 0 | 0 | | 0.0 | 0 | 0 |
| Rape | 0 | 0 | | 0.0 | 0 | 0 |
| Sodomy | 0 | 0 | | 0.0 | 0 | 0 |
| Sexual Assault w/Object | 0 | 0 | | 0.0 | 0 | 0 |
| Fondling | 0 | 0 | | 0.0 | 0 | 0 |
| Aggravated Assault | 6 | 3 | | 1.3 | 2 | 1 |
| Simple Assault | 9 | 18 | | 7.8 | 13 | 8 |
| Intimidation | 1 | 1 | | 0.4 | 1 | 1 |
| Kidnapping | 1 | 0 | | 0.0 | 0 | 0 |
| Incest | 0 | 0 | | 0.0 | 0 | 0 |
| Statutory Rape | 0 | 0 | | 0.0 | 0 | 0 |
| Human Trafficking Offenses | 0 | 0 | | 0.0 | 0 | 0 |
| Violation of No Contact/Protect. | 10 | 3 | | 1.3 | 2 | 3 |
| Robbery | 0 | 0 | | 0.0 | 0 | 0 |
| Burglary | 3 | 5 | | 2.2 | 0 | 0 |
| Larceny-Theft Offenses | 10 | 11 | | 4.8 | 2 | 1 |
| Motor Vehicle Theft | 6 | 2 | | 0.9 | 0 | 0 |
| Arson | 0 | 0 | | 0.0 | 0 | 0 |
| Destruction of Property | 11 | 5 | | 2.2 | 0 | 2 |
| Counterfeiting/Forgery | 0 | 0 | | 0.0 | 0 | 0 |
| Fraud Offenses | 3 | 3 | | 1.3 | 0 | 0 |
| Embezzlement | 0 | 0 | | 0.0 | 0 | 0 |
| Extortion/Blackmail | 0 | 0 | | 0.0 | 0 | 0 |
| Bribery | 0 | 0 | | 0.0 | 0 | 0 |
| Stolen Property Offenses | 1 | 0 | | 0.0 | 0 | 0 |
| Animal Cruelty | 0 | 0 | | 0.0 | 0 | 0 |
| Drug/Narcotic Violations | 1 | 1 | | 0.4 | 1 | 0 |
| Drug Equipment Violations | 0 | 0 | | 0.0 | 0 | 0 |
| Gambling Offenses | 0 | 0 | | 0.0 | 0 | 0 |
| Pornography | 0 | 0 | | 0.0 | 0 | 0 |
| Prostitution Offenses | 0 | 0 | | 0.0 | 0 | 0 |
| Weapon Law Violations | 3 | 1 | | 0.4 | 0 | 0 |
| Grand Total | 65 | 53 | | 22.9 | 21 | 16 |

* Please see #10 in the NIBRS Individual Agency Page Table Legend.

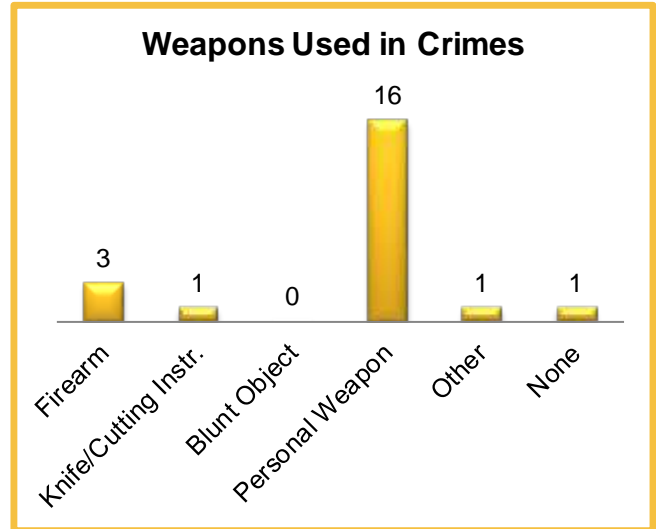
2024 Washington NIBRS Submission Agencies

Gold Bar PD

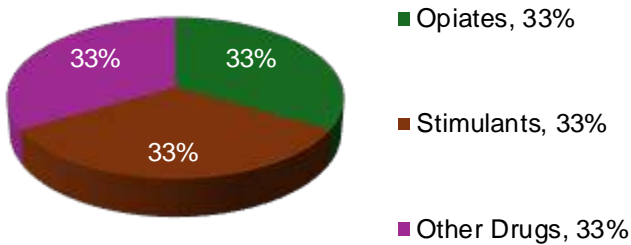
Continued

2024 Group B Arrests

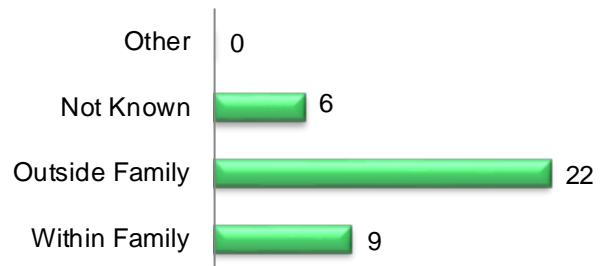
| Offense | Adult | Juvenile |
|-----------------------|----------|----------|
| Bad Checks | 0 | 0 |
| Curfew/Vagrancy | 0 | 0 |
| Disorderly Conduct | 1 | 0 |
| Drunkenness | 0 | 0 |
| DUI | 2 | 0 |
| Family Offenses | 0 | 0 |
| Liquor Law Violations | 0 | 0 |
| Peeping Tom | 0 | 0 |
| Trespass | 0 | 0 |
| All Other Offenses | 3 | 0 |
| Total | 6 | 0 |



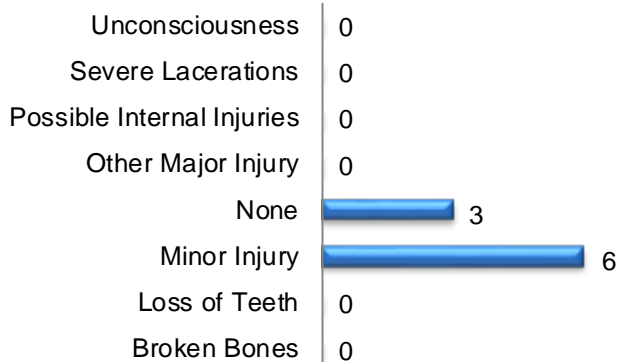
Drug Offenses by Type



Relationship of Victim to Offender



Domestic Violence Injuries



2024 Property Values by Type

| Type | Value |
|----------------------|-----------|
| Seized | \$0 |
| Burned | \$0 |
| Counterfeited/Forged | \$0 |
| Destroyed/Damaged | \$1,110 |
| Recovered | \$7,290 |
| Stolen | \$123,150 |

2024 Washington NIBRS Submission Agencies

Granite Falls PD

Snohomish County

Population: 4,775
Months Reported: 12

Offense Overview

Offense Total 149
of Cleared Offense 86
Percent Cleared 57.7%

Group A Arrest Overview

Arrest Total 79
Adult Arrest Total 67
Juvenile Arrest Total 12

| Group A Offenses | Reported 2023 | Reported 2024 | % of Change | Crime Rate per 1,000 | Total Arrests | DV Offense Totals |
|----------------------------------|---------------|---------------|--------------|----------------------|---------------|-------------------|
| Murder | 0 | 0 | | 0.0 | 0 | 0 |
| Manslaughter | 0 | 0 | | 0.0 | 0 | 0 |
| Rape | 0 | 0 | | 0.0 | 0 | 0 |
| Sodomy | 0 | 1 | | 0.2 | 0 | 0 |
| Sexual Assault w/Object | 0 | 0 | | 0.0 | 0 | 0 |
| Fondling | 0 | 1 | | 0.2 | 0 | 1 |
| Aggravated Assault | 4 | 2 | -50.0% | 0.4 | 2 | 2 |
| Simple Assault | 36 | 33 | -8.3% | 6.9 | 28 | 26 |
| Intimidation | 6 | 9 | 50.0% | 1.9 | 4 | 3 |
| Kidnapping | 0 | 0 | | 0.0 | 0 | 0 |
| Incest | 0 | 0 | | 0.0 | 0 | 0 |
| Statutory Rape | 1 | 0 | -100.0% | 0.0 | 0 | 0 |
| Human Trafficking Offenses | 0 | 0 | | 0.0 | 0 | 0 |
| Violation of No Contact/Protect. | 15 | 11 | -26.7% | 2.3 | 12 | 10 |
| Robbery | 0 | 4 | | 0.8 | 2 | 0 |
| Burglary | 8 | 7 | -12.5% | 1.5 | 4 | 0 |
| Larceny-Theft Offenses | 34 | 38 | 11.8% | 8.0 | 15 | 1 |
| Motor Vehicle Theft | 10 | 7 | -30.0% | 1.5 | 1 | 0 |
| Arson | 0 | 0 | | 0.0 | 0 | 0 |
| Destruction of Property | 27 | 17 | -37.0% | 3.6 | 4 | 3 |
| Counterfeiting/Forgery | 0 | 1 | | 0.2 | 0 | 0 |
| Fraud Offenses | 6 | 9 | 50.0% | 1.9 | 1 | 0 |
| Embezzlement | 0 | 0 | | 0.0 | 0 | 0 |
| Extortion/Blackmail | 0 | 0 | | 0.0 | 0 | 0 |
| Bribery | 0 | 0 | | 0.0 | 0 | 0 |
| Stolen Property Offenses | 2 | 3 | 50.0% | 0.6 | 2 | 1 |
| Animal Cruelty | 1 | 0 | -100.0% | 0.0 | 0 | 0 |
| Drug/Narcotic Violations | 2 | 4 | 100.0% | 0.8 | 3 | 0 |
| Drug Equipment Violations | 6 | 0 | -100.0% | 0.0 | 0 | 0 |
| Gambling Offenses | 0 | 0 | | 0.0 | 0 | 0 |
| Pornography | 0 | 0 | | 0.0 | 0 | 0 |
| Prostitution Offenses | 0 | 0 | | 0.0 | 0 | 0 |
| Weapon Law Violations | 4 | 2 | -50.0% | 0.4 | 1 | 0 |
| Grand Total | 162 | 149 | -8.0% | 31.2 | 79 | 47 |

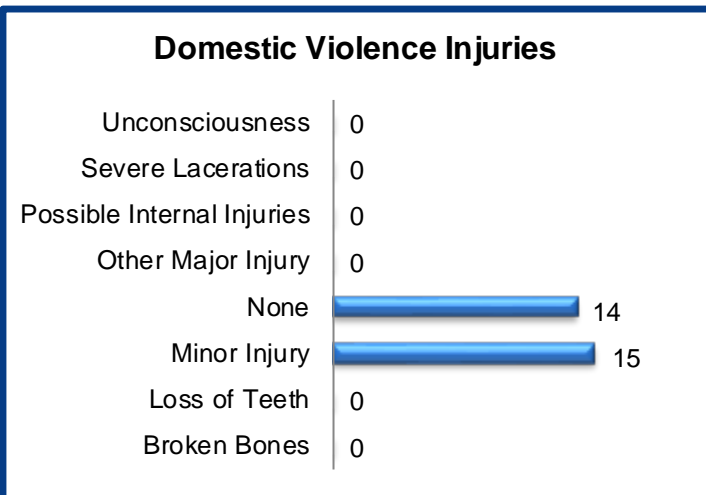
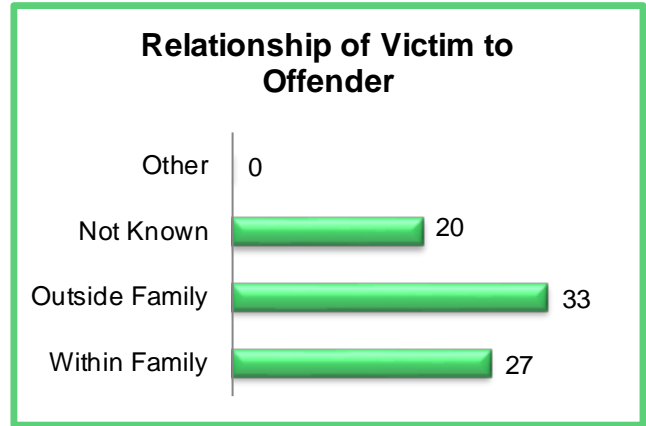
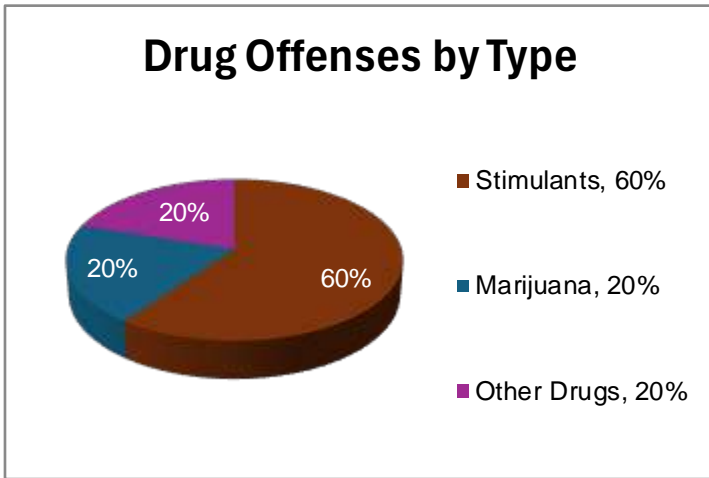
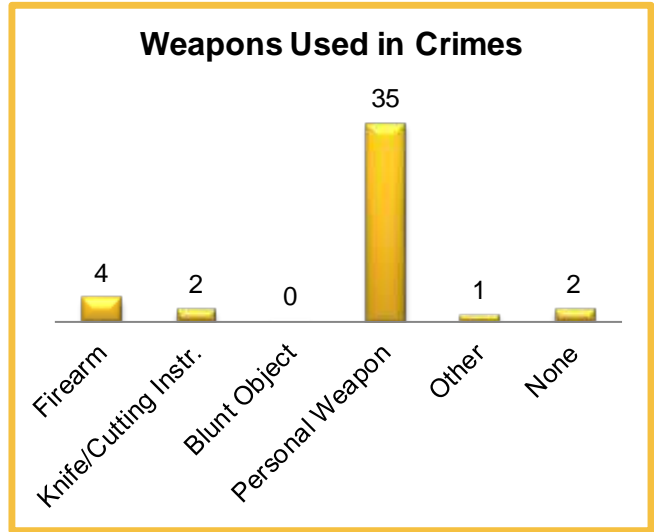
2024 Washington NIBRS Submission Agencies

Granite Falls PD

Continued

2024 Group B Arrests

| Offense | Adult | Juvenile |
|-----------------------|-----------|----------|
| Bad Checks | 0 | 0 |
| Curfew/Vagrancy | 0 | 0 |
| Disorderly Conduct | 1 | 3 |
| Drunkenness | 0 | 0 |
| DUI | 9 | 0 |
| Family Offenses | 0 | 0 |
| Liquor Law Violations | 2 | 0 |
| Peeping Tom | 0 | 0 |
| Trespass | 8 | 0 |
| All Other Offenses | 12 | 1 |
| Total | 32 | 4 |



2024 Property Values by Type

| Type | Value |
|----------------------|----------|
| Seized | \$0 |
| Burned | \$0 |
| Counterfeited/Forged | \$208 |
| Destroyed/Damaged | \$33,200 |
| Recovered | \$46,450 |
| Stolen | \$78,378 |

2024 Washington NIBRS Submission Agencies

Index PD

Snohomish County

Population: 160
Months Reported: 11

Offense Overview

Offense Total 2
of Cleared Offense 0
Percent Cleared 0.0%

Group A Arrest Overview

Arrest Total 0
Adult Arrest Total 0
Juvenile Arrest Total 0

| Group A Offenses | Reported 2023 | Reported 2024 | % of Change* | Crime Rate per 1,000 | Total Arrests | DV Offense Totals |
|----------------------------------|---------------|---------------|--------------|----------------------|---------------|-------------------|
| Murder | 0 | 0 | | 0.0 | 0 | 0 |
| Manslaughter | 0 | 0 | | 0.0 | 0 | 0 |
| Rape | 0 | 0 | | 0.0 | 0 | 0 |
| Sodomy | 0 | 0 | | 0.0 | 0 | 0 |
| Sexual Assault w/Object | 0 | 0 | | 0.0 | 0 | 0 |
| Fondling | 0 | 0 | | 0.0 | 0 | 0 |
| Aggravated Assault | 0 | 0 | | 0.0 | 0 | 0 |
| Simple Assault | 1 | 0 | | 0.0 | 0 | 0 |
| Intimidation | 0 | 0 | | 0.0 | 0 | 0 |
| Kidnapping | 0 | 0 | | 0.0 | 0 | 0 |
| Incest | 0 | 0 | | 0.0 | 0 | 0 |
| Statutory Rape | 0 | 0 | | 0.0 | 0 | 0 |
| Human Trafficking Offenses | 0 | 0 | | 0.0 | 0 | 0 |
| Violation of No Contact/Protect. | 0 | 0 | | 0.0 | 0 | 0 |
| Robbery | 0 | 0 | | 0.0 | 0 | 0 |
| Burglary | 0 | 0 | | 0.0 | 0 | 0 |
| Larceny-Theft Offenses | 0 | 2 | | 12.5 | 0 | 0 |
| Motor Vehicle Theft | 0 | 0 | | 0.0 | 0 | 0 |
| Arson | 0 | 0 | | 0.0 | 0 | 0 |
| Destruction of Property | 0 | 0 | | 0.0 | 0 | 0 |
| Counterfeiting/Forgery | 0 | 0 | | 0.0 | 0 | 0 |
| Fraud Offenses | 0 | 0 | | 0.0 | 0 | 0 |
| Embezzlement | 0 | 0 | | 0.0 | 0 | 0 |
| Extortion/Blackmail | 0 | 0 | | 0.0 | 0 | 0 |
| Bribery | 0 | 0 | | 0.0 | 0 | 0 |
| Stolen Property Offenses | 0 | 0 | | 0.0 | 0 | 0 |
| Animal Cruelty | 0 | 0 | | 0.0 | 0 | 0 |
| Drug/Narcotic Violations | 0 | 0 | | 0.0 | 0 | 0 |
| Drug Equipment Violations | 0 | 0 | | 0.0 | 0 | 0 |
| Gambling Offenses | 0 | 0 | | 0.0 | 0 | 0 |
| Pornography | 0 | 0 | | 0.0 | 0 | 0 |
| Prostitution Offenses | 0 | 0 | | 0.0 | 0 | 0 |
| Weapon Law Violations | 0 | 0 | | 0.0 | 0 | 0 |
| Grand Total | 1 | 2 | | 12.5 | 0 | 0 |

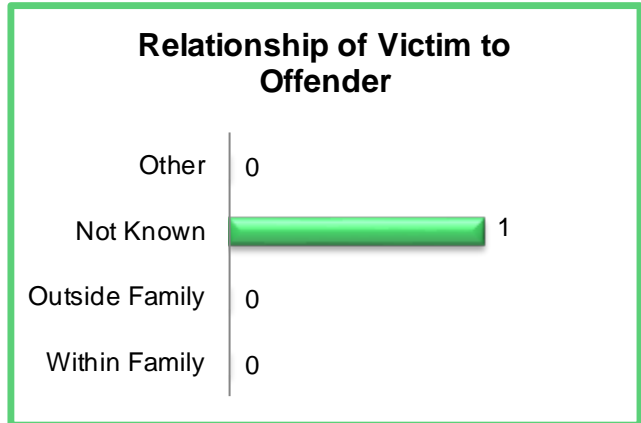
* Please see #10 in the NIBRS Individual Agency Page Table Legend.

Index PD

Continued

2024 Group B Arrests

| Offense | Adult | Juvenile |
|-----------------------|----------|----------|
| Bad Checks | 0 | 0 |
| Curfew/Vagrancy | 0 | 0 |
| Disorderly Conduct | 0 | 0 |
| Drunkenness | 0 | 0 |
| DUI | 0 | 0 |
| Family Offenses | 0 | 0 |
| Liquor Law Violations | 0 | 0 |
| Peeping Tom | 0 | 0 |
| Trespass | 0 | 0 |
| All Other Offenses | 0 | 0 |
| Total | 0 | 0 |



2024 Property Values by Type

| Type | Value |
|----------------------|---------|
| Seized | \$0 |
| Burned | \$0 |
| Counterfeited/Forged | \$0 |
| Destroyed/Damaged | \$0 |
| Recovered | \$1,010 |
| Stolen | \$1,010 |

2024 Washington NIBRS Submission Agencies

Lake Stevens PD

Snohomish County

Population: 41,540
Months Reported: 12

Offense Overview

Offense Total 843
of Cleared Offense 403
Percent Cleared 47.8%

Group A Arrest Overview

Arrest Total 339
Adult Arrest Total 305
Juvenile Arrest Total 34

| Group A Offenses | Reported 2023 | Reported 2024 | % of Change | Crime Rate per 1,000 | Total Arrests | DV Offense Totals |
|----------------------------------|---------------|---------------|---------------|----------------------|---------------|-------------------|
| Murder | 1 | 0 | -100.0% | 0.0 | 0 | 0 |
| Manslaughter | 2 | 0 | -100.0% | 0.0 | 0 | 0 |
| Rape | 14 | 12 | -14.3% | 0.3 | 3 | 4 |
| Sodomy | 1 | 2 | 100.0% | 0.0 | 0 | 2 |
| Sexual Assault w/Object | 0 | 0 | | 0.0 | 0 | 0 |
| Fondling | 14 | 4 | -71.4% | 0.1 | 5 | 1 |
| Aggravated Assault | 26 | 28 | 7.7% | 0.7 | 17 | 17 |
| Simple Assault | 148 | 107 | -27.7% | 2.6 | 88 | 83 |
| Intimidation | 39 | 38 | -2.6% | 0.9 | 19 | 15 |
| Kidnapping | 0 | 1 | | 0.0 | 0 | 1 |
| Incest | 0 | 0 | | 0.0 | 0 | 0 |
| Statutory Rape | 0 | 2 | | 0.0 | 1 | 1 |
| Human Trafficking Offenses | 0 | 0 | | 0.0 | 0 | 0 |
| Violation of No Contact/Protect. | 78 | 45 | -42.3% | 1.1 | 38 | 41 |
| Robbery | 5 | 7 | 40.0% | 0.2 | 3 | 1 |
| Burglary | 45 | 26 | -42.2% | 0.6 | 4 | 5 |
| Larceny-Theft Offenses | 280 | 231 | -17.5% | 5.6 | 61 | 3 |
| Motor Vehicle Theft | 37 | 40 | 8.1% | 1.0 | 3 | 1 |
| Arson | 0 | 0 | | 0.0 | 0 | 0 |
| Destruction of Property | 143 | 125 | -12.6% | 3.0 | 23 | 22 |
| Counterfeiting/Forgery | 4 | 6 | 50.0% | 0.1 | 1 | 1 |
| Fraud Offenses | 61 | 49 | -19.7% | 1.2 | 4 | 2 |
| Embezzlement | 1 | 6 | 500.0% | 0.1 | 0 | 1 |
| Extortion/Blackmail | 4 | 4 | 0.0% | 0.1 | 1 | 1 |
| Bribery | 0 | 0 | | 0.0 | 0 | 0 |
| Stolen Property Offenses | 33 | 23 | -30.3% | 0.6 | 8 | 0 |
| Animal Cruelty | 1 | 1 | 0.0% | 0.0 | 1 | 0 |
| Drug/Narcotic Violations | 88 | 62 | -29.5% | 1.5 | 48 | 0 |
| Drug Equipment Violations | 0 | 1 | | 0.0 | 1 | 0 |
| Gambling Offenses | 0 | 0 | | 0.0 | 0 | 0 |
| Pornography | 3 | 1 | -66.7% | 0.0 | 0 | 0 |
| Prostitution Offenses | 0 | 2 | | 0.0 | 0 | 0 |
| Weapon Law Violations | 17 | 20 | 17.6% | 0.5 | 10 | 0 |
| Grand Total | 1,045 | 843 | -19.3% | 20.3 | 339 | 202 |

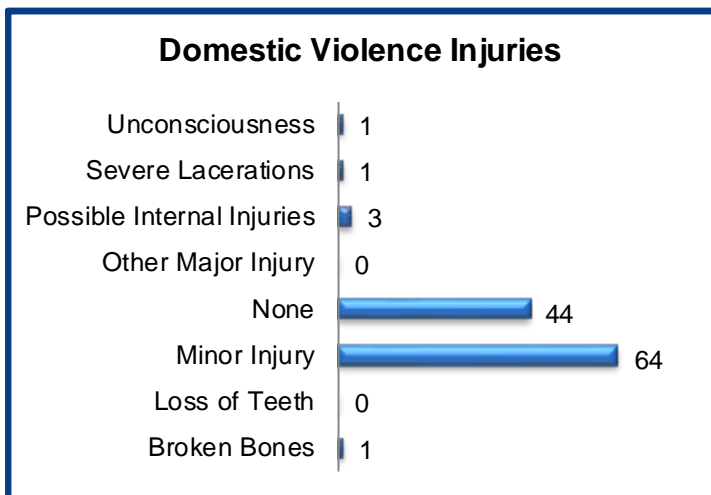
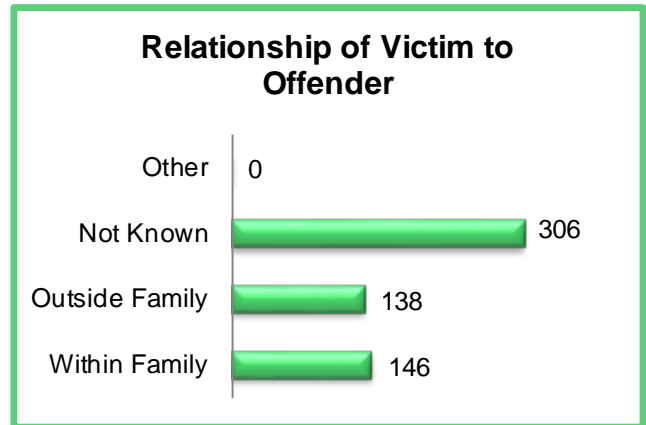
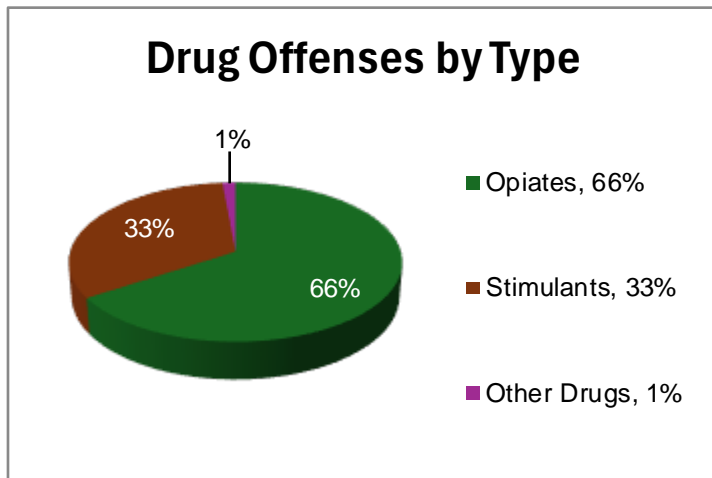
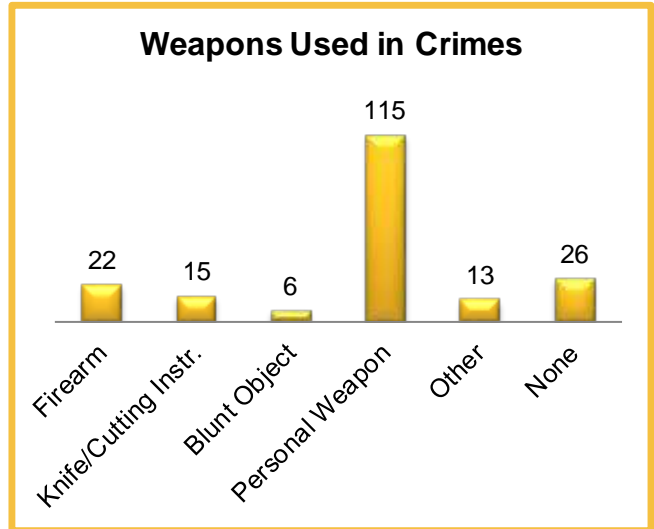
2024 Washington NIBRS Submission Agencies

Lake Stevens PD

Continued

2024 Group B Arrests

| Offense | Adult | Juvenile |
|-----------------------|------------|-----------|
| Bad Checks | 0 | 0 |
| Curfew/Vagrancy | 0 | 0 |
| Disorderly Conduct | 3 | 2 |
| Drunkenness | 0 | 0 |
| DUI | 55 | 1 |
| Family Offenses | 1 | 0 |
| Liquor Law Violations | 0 | 0 |
| Peeping Tom | 0 | 0 |
| Trespass | 7 | 4 |
| All Other Offenses | 56 | 3 |
| Total | 122 | 10 |



2024 Property Values by Type

| Type | Value |
|----------------------|-------------|
| Seized | \$10,902 |
| Burned | \$0 |
| Counterfeited/Forged | \$28,523 |
| Destroyed/Damaged | \$544,128 |
| Recovered | \$120,572 |
| Stolen | \$1,085,187 |

2024 Washington NIBRS Submission Agencies

Lynnwood PD

Snohomish County

Population: 41,500
Months Reported: 12

Offense Overview

Offense Total 4,845
of Cleared Offense 2,455
Percent Cleared 50.7%

Group A Arrest Overview

Arrest Total 2,217
Adult Arrest Total 1,862
Juvenile Arrest Total 355

| Group A Offenses | Reported 2023 | Reported 2024 | % of Change | Crime Rate per 1,000 | Total Arrests | DV Offense Totals |
|----------------------------------|---------------|---------------|-------------|----------------------|---------------|-------------------|
| Murder | 0 | 4 | | 0.1 | 1 | 0 |
| Manslaughter | 0 | 1 | | 0.0 | 0 | 0 |
| Rape | 14 | 7 | -50.0% | 0.2 | 5 | 3 |
| Sodomy | 3 | 5 | 66.7% | 0.1 | 0 | 3 |
| Sexual Assault w/Object | 0 | 0 | | 0.0 | 0 | 0 |
| Fondling | 8 | 5 | -37.5% | 0.1 | 4 | 1 |
| Aggravated Assault | 75 | 61 | -18.7% | 1.5 | 40 | 23 |
| Simple Assault | 332 | 333 | 0.3% | 8.0 | 224 | 174 |
| Intimidation | 82 | 86 | 4.9% | 2.1 | 40 | 31 |
| Kidnapping | 8 | 6 | -25.0% | 0.1 | 3 | 3 |
| Incest | 0 | 0 | | 0.0 | 0 | 0 |
| Statutory Rape | 1 | 1 | 0.0% | 0.0 | 2 | 0 |
| Human Trafficking Offenses | 0 | 0 | | 0.0 | 0 | 0 |
| Violation of No Contact/Protect. | 131 | 133 | 1.5% | 3.2 | 90 | 115 |
| Robbery | 43 | 50 | 16.3% | 1.2 | 32 | 1 |
| Burglary | 269 | 237 | -11.9% | 5.7 | 53 | 7 |
| Larceny-Theft Offenses | 2,058 | 2,364 | 14.9% | 57.0 | 1,339 | 15 |
| Motor Vehicle Theft | 360 | 267 | -25.8% | 6.4 | 8 | 2 |
| Arson | 13 | 5 | -61.5% | 0.1 | 2 | 0 |
| Destruction of Property | 356 | 383 | 7.6% | 9.2 | 64 | 47 |
| Counterfeiting/Forgery | 41 | 36 | -12.2% | 0.9 | 14 | 0 |
| Fraud Offenses | 194 | 189 | -2.6% | 4.6 | 29 | 2 |
| Embezzlement | 3 | 3 | 0.0% | 0.1 | 1 | 0 |
| Extortion/Blackmail | 12 | 11 | -8.3% | 0.3 | 1 | 1 |
| Bribery | 0 | 0 | | 0.0 | 0 | 0 |
| Stolen Property Offenses | 216 | 174 | -19.4% | 4.2 | 88 | 2 |
| Animal Cruelty | 6 | 0 | -100.0% | 0.0 | 0 | 0 |
| Drug/Narcotic Violations | 411 | 396 | -3.6% | 9.5 | 144 | 0 |
| Drug Equipment Violations | 17 | 7 | -58.8% | 0.2 | 0 | 0 |
| Gambling Offenses | 0 | 1 | | 0.0 | 0 | 0 |
| Pornography | 5 | 2 | -60.0% | 0.0 | 0 | 0 |
| Prostitution Offenses | 0 | 1 | | 0.0 | 1 | 0 |
| Weapon Law Violations | 98 | 77 | -21.4% | 1.9 | 32 | 0 |
| Grand Total | 4,756 | 4,845 | 1.9% | 116.7 | 2,217 | 430 |

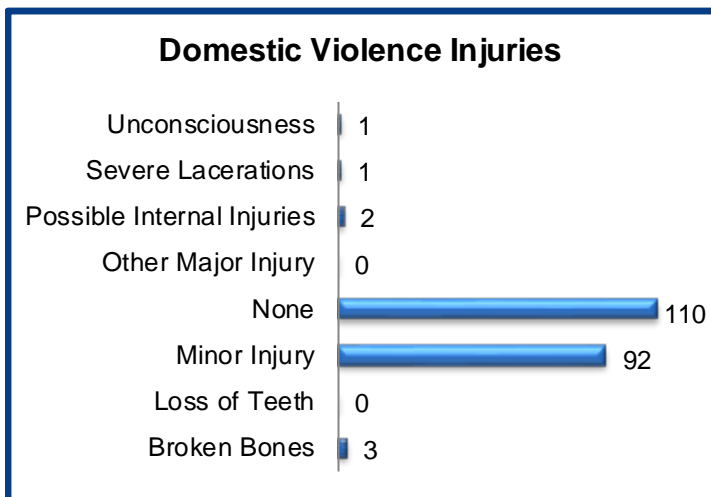
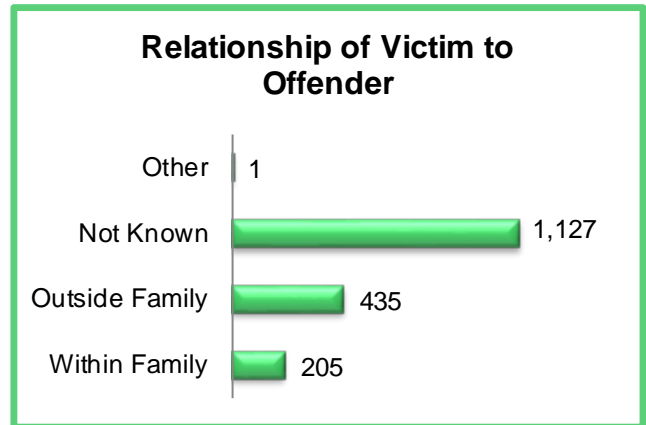
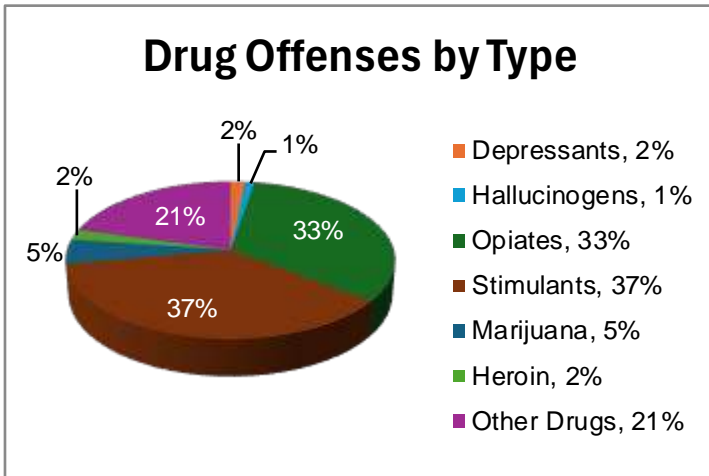
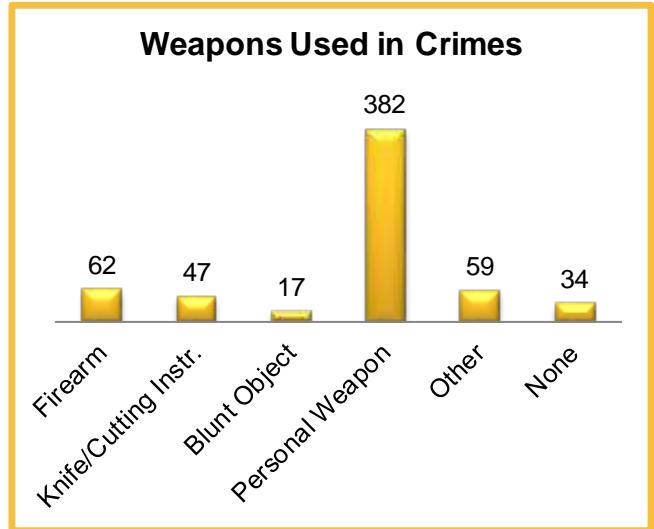
2024 Washington NIBRS Submission Agencies

Lynnwood PD

Continued

2024 Group B Arrests

| Offense | Adult | Juvenile |
|-----------------------|------------|-----------|
| Bad Checks | 0 | 0 |
| Curfew/Vagrancy | 0 | 0 |
| Disorderly Conduct | 17 | 1 |
| Drunkenness | 0 | 0 |
| DUI | 130 | 1 |
| Family Offenses | 3 | 0 |
| Liquor Law Violations | 4 | 2 |
| Peeping Tom | 0 | 0 |
| Trespass | 106 | 4 |
| All Other Offenses | 258 | 13 |
| Total | 518 | 21 |



2024 Property Values by Type

| Type | Value |
|----------------------|-------------|
| Seized | \$20,184 |
| Burned | \$20,845 |
| Counterfeited/Forged | \$273,601 |
| Destroyed/Damaged | \$584,848 |
| Recovered | \$3,539,635 |
| Stolen | \$8,074,176 |

2024 Washington NIBRS Submission Agencies

Marysville PD

Snohomish County

Population: 74,390
Months Reported: 12

Offense Overview

Offense Total 3,925
of Cleared Offense 1,995
Percent Cleared 50.8%

Group A Arrest Overview

Arrest Total 1,736
Adult Arrest Total 1,517
Juvenile Arrest Total 219

| Group A Offenses | Reported 2023 | Reported 2024 | % of Change | Crime Rate per 1,000 | Total Arrests | DV Offense Totals |
|----------------------------------|---------------|---------------|--------------|----------------------|---------------|-------------------|
| Murder | 3 | 0 | -100.0% | 0.0 | 0 | 0 |
| Manslaughter | 1 | 0 | -100.0% | 0.0 | 0 | 0 |
| Rape | 31 | 39 | 25.8% | 0.5 | 17 | 14 |
| Sodomy | 5 | 5 | 0.0% | 0.1 | 1 | 2 |
| Sexual Assault w/Object | 0 | 0 | | 0.0 | 0 | 0 |
| Fondling | 15 | 11 | -26.7% | 0.1 | 7 | 7 |
| Aggravated Assault | 106 | 101 | -4.7% | 1.4 | 51 | 34 |
| Simple Assault | 590 | 583 | -1.2% | 7.8 | 415 | 394 |
| Intimidation | 125 | 115 | -8.0% | 1.5 | 61 | 31 |
| Kidnapping | 7 | 13 | 85.7% | 0.2 | 5 | 7 |
| Incest | 0 | 0 | | 0.0 | 0 | 0 |
| Statutory Rape | 3 | 4 | 33.3% | 0.1 | 3 | 0 |
| Human Trafficking Offenses | 1 | 0 | -100.0% | 0.0 | 0 | 0 |
| Violation of No Contact/Protect. | 241 | 224 | -7.1% | 3.0 | 150 | 176 |
| Robbery | 34 | 37 | 8.8% | 0.5 | 18 | 3 |
| Burglary | 195 | 172 | -11.8% | 2.3 | 27 | 13 |
| Larceny-Theft Offenses | 1,069 | 1,110 | 3.8% | 14.9 | 403 | 22 |
| Motor Vehicle Theft | 293 | 206 | -29.7% | 2.8 | 22 | 9 |
| Arson | 6 | 6 | 0.0% | 0.1 | 0 | 1 |
| Destruction of Property | 532 | 495 | -7.0% | 6.7 | 67 | 73 |
| Counterfeiting/Forgery | 43 | 30 | -30.2% | 0.4 | 5 | 0 |
| Fraud Offenses | 173 | 189 | 9.2% | 2.5 | 18 | 7 |
| Embezzlement | 3 | 0 | -100.0% | 0.0 | 0 | 0 |
| Extortion/Blackmail | 6 | 9 | 50.0% | 0.1 | 0 | 0 |
| Bribery | 0 | 0 | | 0.0 | 0 | 0 |
| Stolen Property Offenses | 47 | 55 | 17.0% | 0.7 | 35 | 2 |
| Animal Cruelty | 15 | 14 | -6.7% | 0.2 | 14 | 0 |
| Drug/Narcotic Violations | 310 | 431 | 39.0% | 5.8 | 387 | 0 |
| Drug Equipment Violations | 389 | 6 | -98.5% | 0.1 | 0 | 0 |
| Gambling Offenses | 0 | 0 | | 0.0 | 0 | 0 |
| Pornography | 11 | 10 | -9.1% | 0.1 | 2 | 0 |
| Prostitution Offenses | 0 | 1 | | 0.0 | 0 | 0 |
| Weapon Law Violations | 38 | 59 | 55.3% | 0.8 | 28 | 0 |
| Grand Total | 4,292 | 3,925 | -8.6% | 52.8 | 1,736 | 795 |

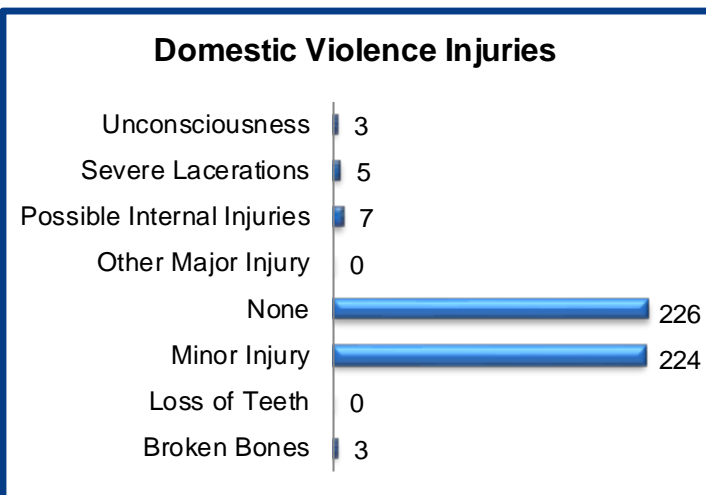
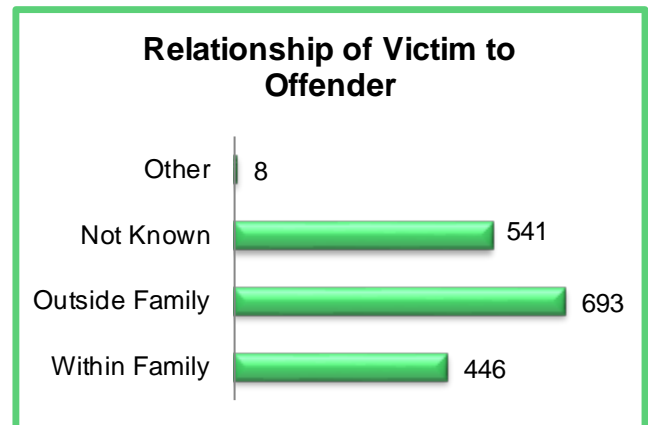
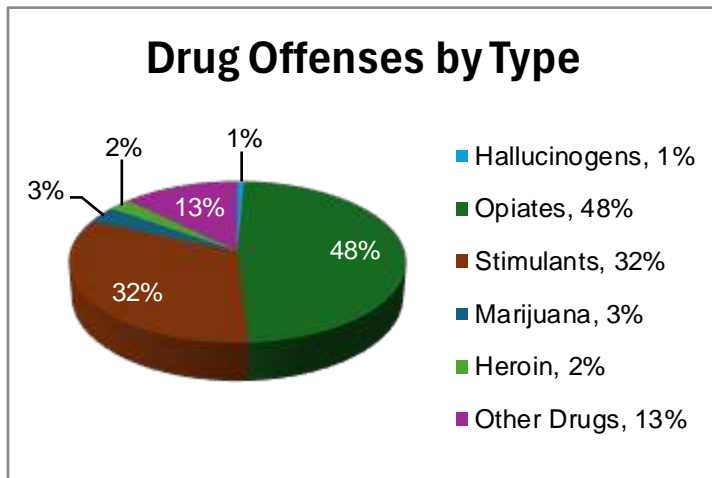
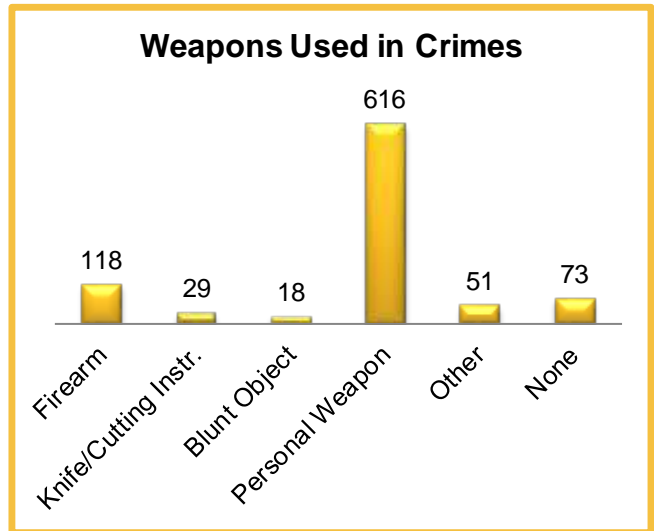
2024 Washington NIBRS Submission Agencies

Marysville PD

Continued

2024 Group B Arrests

| Offense | Adult | Juvenile |
|-----------------------|------------|-----------|
| Bad Checks | 0 | 0 |
| Curfew/Vagrancy | 0 | 0 |
| Disorderly Conduct | 37 | 0 |
| Drunkenness | 0 | 0 |
| DUI | 240 | 4 |
| Family Offenses | 5 | 0 |
| Liquor Law Violations | 0 | 6 |
| Peeping Tom | 4 | 0 |
| Trespass | 104 | 5 |
| All Other Offenses | 477 | 8 |
| Total | 867 | 23 |



2024 Property Values by Type

| Type | Value |
|----------------------|-------------|
| Seized | \$29,294 |
| Burned | \$12,000 |
| Counterfeited/Forged | \$61,435 |
| Destroyed/Damaged | \$566,482 |
| Recovered | \$1,671,707 |
| Stolen | \$4,767,971 |

2024 Washington NIBRS Submission Agencies

Mill Creek PD

Snohomish County

Population: 21,630
Months Reported: 12

Offense Overview

Offense Total 870
of Cleared Offense 294
Percent Cleared 33.8%

Group A Arrest Overview

Arrest Total 292
Adult Arrest Total 255
Juvenile Arrest Total 37

| Group A Offenses | Reported 2023 | Reported 2024 | % of Change | Crime Rate per 1,000 | Total Arrests | DV Offense Totals |
|----------------------------------|---------------|---------------|---------------|----------------------|---------------|-------------------|
| Murder | 1 | 0 | -100.0% | 0.0 | 0 | 0 |
| Manslaughter | 0 | 0 | | 0.0 | 0 | 0 |
| Rape | 6 | 2 | -66.7% | 0.1 | 3 | 2 |
| Sodomy | 2 | 0 | -100.0% | 0.0 | 0 | 0 |
| Sexual Assault w/Object | 0 | 0 | | 0.0 | 0 | 0 |
| Fondling | 1 | 4 | 300.0% | 0.2 | 3 | 1 |
| Aggravated Assault | 30 | 18 | -40.0% | 0.8 | 15 | 6 |
| Simple Assault | 93 | 76 | -18.3% | 3.5 | 54 | 58 |
| Intimidation | 22 | 24 | 9.1% | 1.1 | 14 | 10 |
| Kidnapping | 2 | 4 | 100.0% | 0.2 | 3 | 4 |
| Incest | 0 | 0 | | 0.0 | 0 | 0 |
| Statutory Rape | 0 | 0 | | 0.0 | 1 | 0 |
| Human Trafficking Offenses | 0 | 0 | | 0.0 | 0 | 0 |
| Violation of No Contact/Protect. | 31 | 33 | 6.5% | 1.5 | 25 | 26 |
| Robbery | 6 | 6 | 0.0% | 0.3 | 6 | 0 |
| Burglary | 59 | 55 | -6.8% | 2.5 | 9 | 2 |
| Larceny-Theft Offenses | 365 | 338 | -7.4% | 15.6 | 104 | 4 |
| Motor Vehicle Theft | 81 | 56 | -30.9% | 2.6 | 7 | 1 |
| Arson | 0 | 5 | | 0.2 | 2 | 0 |
| Destruction of Property | 182 | 133 | -26.9% | 6.1 | 11 | 7 |
| Counterfeiting/Forgery | 8 | 7 | -12.5% | 0.3 | 4 | 1 |
| Fraud Offenses | 53 | 46 | -13.2% | 2.1 | 2 | 1 |
| Embezzlement | 1 | 0 | -100.0% | 0.0 | 0 | 0 |
| Extortion/Blackmail | 3 | 2 | -33.3% | 0.1 | 0 | 0 |
| Bribery | 0 | 0 | | 0.0 | 0 | 0 |
| Stolen Property Offenses | 17 | 20 | 17.6% | 0.9 | 17 | 1 |
| Animal Cruelty | 1 | 0 | -100.0% | 0.0 | 0 | 0 |
| Drug/Narcotic Violations | 29 | 20 | -31.0% | 0.9 | 6 | 0 |
| Drug Equipment Violations | 16 | 14 | -12.5% | 0.6 | 5 | 0 |
| Gambling Offenses | 0 | 0 | | 0.0 | 0 | 0 |
| Pornography | 1 | 1 | 0.0% | 0.0 | 0 | 0 |
| Prostitution Offenses | 0 | 1 | | 0.0 | 0 | 0 |
| Weapon Law Violations | 5 | 5 | 0.0% | 0.2 | 1 | 0 |
| Grand Total | 1,015 | 870 | -14.3% | 40.2 | 292 | 124 |

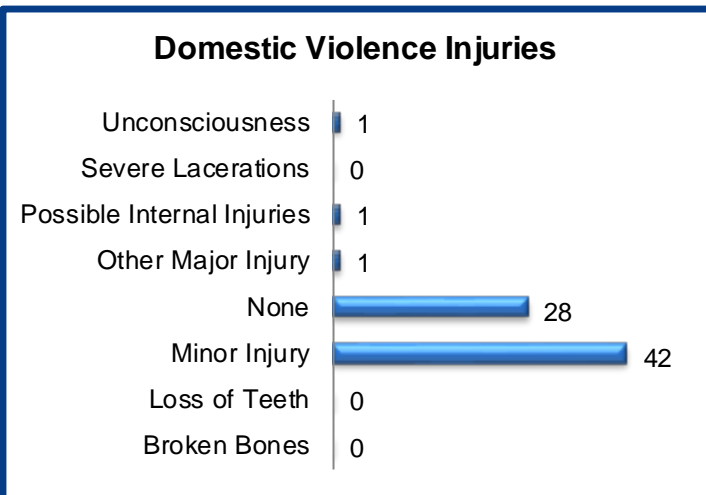
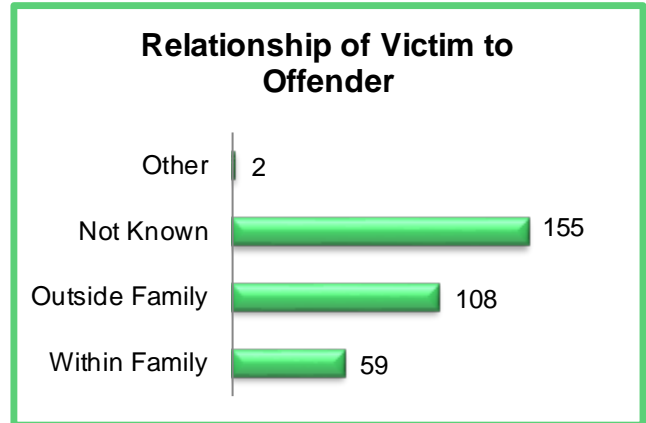
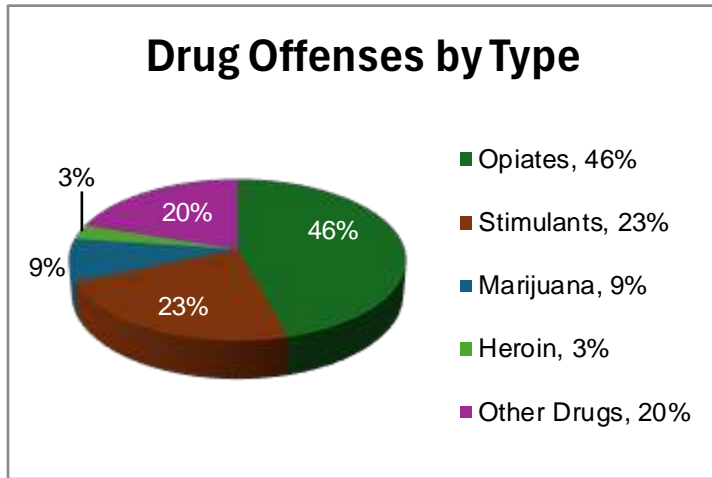
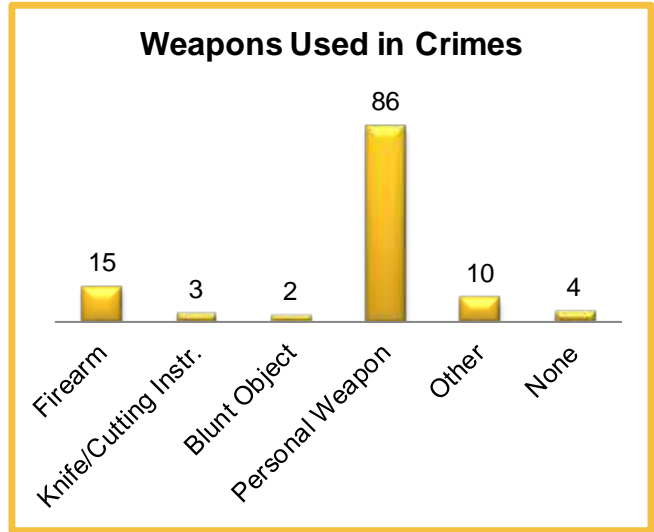
2024 Washington NIBRS Submission Agencies

Mill Creek PD

Continued

2024 Group B Arrests

| Offense | Adult | Juvenile |
|-----------------------|-----------|----------|
| Bad Checks | 0 | 0 |
| Curfew/Vagrancy | 0 | 0 |
| Disorderly Conduct | 1 | 0 |
| Drunkenness | 0 | 0 |
| DUI | 18 | 0 |
| Family Offenses | 0 | 0 |
| Liquor Law Violations | 1 | 3 |
| Peeping Tom | 0 | 0 |
| Trespass | 12 | 1 |
| All Other Offenses | 53 | 3 |
| Total | 85 | 7 |



2024 Property Values by Type

| Type | Value |
|----------------------|-------------|
| Seized | \$50 |
| Burned | \$2,300 |
| Counterfeited/Forged | \$8,229 |
| Destroyed/Damaged | \$102,065 |
| Recovered | \$153,754 |
| Stolen | \$2,335,335 |

2024 Washington NIBRS Submission Agencies

Monroe PD

Snohomish County

Population: 20,830
Months Reported: 12

Offense Overview

Offense Total 966
of Cleared Offense 433
Percent Cleared 44.8%

Group A Arrest Overview

Arrest Total 344
Adult Arrest Total 300
Juvenile Arrest Total 44

| Group A Offenses | Reported 2023 | Reported 2024 | % of Change | Crime Rate per 1,000 | Total Arrests | DV Offense Totals |
|----------------------------------|---------------|---------------|---------------|----------------------|---------------|-------------------|
| Murder | 0 | 0 | | 0.0 | 0 | 0 |
| Manslaughter | 0 | 0 | | 0.0 | 0 | 0 |
| Rape | 6 | 10 | 66.7% | 0.5 | 2 | 6 |
| Sodomy | 4 | 3 | -25.0% | 0.1 | 1 | 0 |
| Sexual Assault w/Object | 0 | 0 | | 0.0 | 0 | 0 |
| Fondling | 6 | 4 | -33.3% | 0.2 | 5 | 2 |
| Aggravated Assault | 43 | 34 | -20.9% | 1.6 | 23 | 11 |
| Simple Assault | 135 | 111 | -17.8% | 5.3 | 82 | 70 |
| Intimidation | 23 | 16 | -30.4% | 0.8 | 8 | 4 |
| Kidnapping | 0 | 2 | | 0.1 | 2 | 2 |
| Incest | 0 | 0 | | 0.0 | 0 | 0 |
| Statutory Rape | 2 | 1 | -50.0% | 0.0 | 0 | 0 |
| Human Trafficking Offenses | 0 | 0 | | 0.0 | 0 | 0 |
| Violation of No Contact/Protect. | 27 | 38 | 40.7% | 1.8 | 33 | 33 |
| Robbery | 7 | 1 | -85.7% | 0.0 | 1 | 1 |
| Burglary | 58 | 36 | -37.9% | 1.7 | 10 | 1 |
| Larceny-Theft Offenses | 398 | 274 | -31.2% | 13.2 | 78 | 3 |
| Motor Vehicle Theft | 60 | 40 | -33.3% | 1.9 | 5 | 0 |
| Arson | 1 | 1 | 0.0% | 0.0 | 0 | 0 |
| Destruction of Property | 224 | 202 | -9.8% | 9.7 | 12 | 12 |
| Counterfeiting/Forgery | 11 | 4 | -63.6% | 0.2 | 1 | 0 |
| Fraud Offenses | 38 | 30 | -21.1% | 1.4 | 3 | 0 |
| Embezzlement | 0 | 0 | | 0.0 | 0 | 0 |
| Extortion/Blackmail | 1 | 2 | 100.0% | 0.1 | 0 | 0 |
| Bribery | 0 | 0 | | 0.0 | 0 | 0 |
| Stolen Property Offenses | 15 | 22 | 46.7% | 1.1 | 16 | 1 |
| Animal Cruelty | 2 | 1 | -50.0% | 0.0 | 0 | 0 |
| Drug/Narcotic Violations | 63 | 71 | 12.7% | 3.4 | 44 | 0 |
| Drug Equipment Violations | 32 | 45 | 40.6% | 2.2 | 1 | 0 |
| Gambling Offenses | 0 | 0 | | 0.0 | 0 | 0 |
| Pornography | 4 | 0 | -100.0% | 0.0 | 1 | 0 |
| Prostitution Offenses | 0 | 0 | | 0.0 | 0 | 0 |
| Weapon Law Violations | 5 | 18 | 260.0% | 0.9 | 16 | 0 |
| Grand Total | 1,165 | 966 | -17.1% | 46.4 | 344 | 146 |

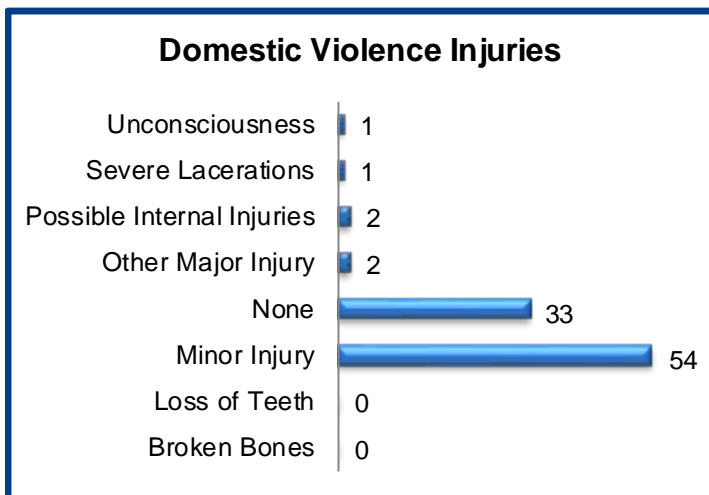
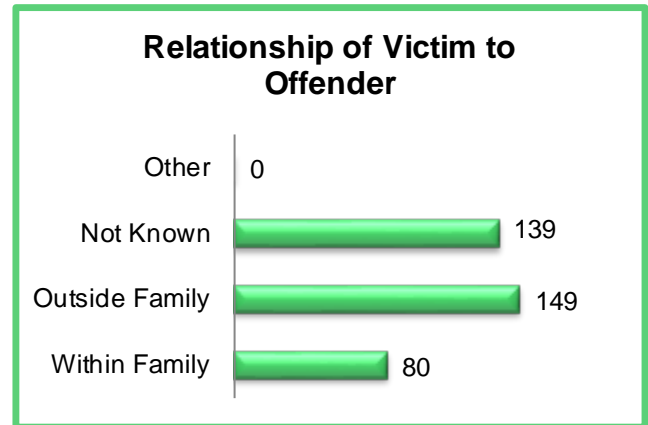
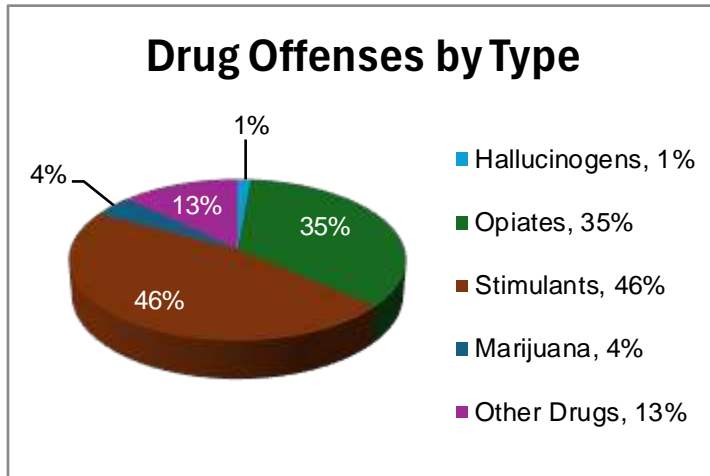
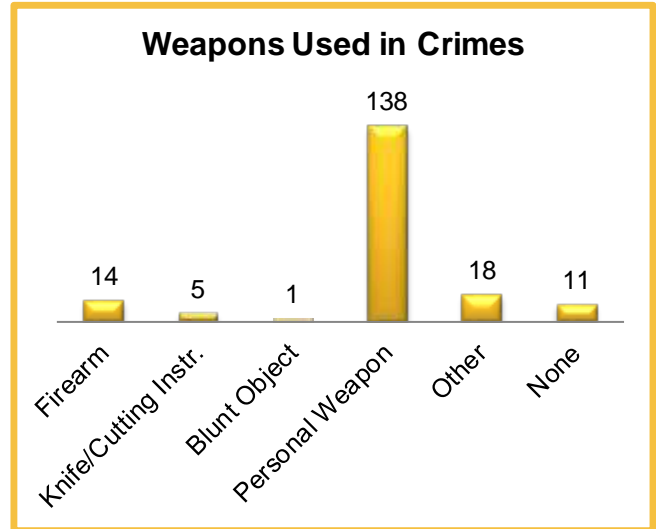
2024 Washington NIBRS Submission Agencies

Monroe PD

Continued

2024 Group B Arrests

| Offense | Adult | Juvenile |
|-----------------------|------------|----------|
| Bad Checks | 0 | 0 |
| Curfew/Vagrancy | 0 | 0 |
| Disorderly Conduct | 11 | 0 |
| Drunkenness | 0 | 0 |
| DUI | 30 | 1 |
| Family Offenses | 0 | 0 |
| Liquor Law Violations | 1 | 1 |
| Peeping Tom | 0 | 0 |
| Trespass | 71 | 1 |
| All Other Offenses | 74 | 3 |
| Total | 187 | 6 |



2024 Property Values by Type

| Type | Value |
|----------------------|-------------|
| Seized | \$1,566 |
| Burned | \$0 |
| Counterfeited/Forged | \$4,620 |
| Destroyed/Damaged | \$362,173 |
| Recovered | \$207,903 |
| Stolen | \$1,396,034 |

2024 Washington NIBRS Submission Agencies

Mountlake Terrace PD

Snohomish County

Population: 24,260
Months Reported: 12

Offense Overview

Offense Total 1,456
of Cleared Offense 538
Percent Cleared 37.0%

Group A Arrest Overview

Arrest Total 358
Adult Arrest Total 320
Juvenile Arrest Total 38

| Group A Offenses | Reported 2023 | Reported 2024 | % of Change | Crime Rate per 1,000 | Total Arrests | DV Offense Totals |
|----------------------------------|---------------|---------------|---------------|----------------------|---------------|-------------------|
| Murder | 0 | 0 | | 0.0 | 0 | 0 |
| Manslaughter | 0 | 0 | | 0.0 | 0 | 0 |
| Rape | 6 | 0 | -100.0% | 0.0 | 4 | 0 |
| Sodomy | 0 | 0 | | 0.0 | 0 | 0 |
| Sexual Assault w/Object | 0 | 0 | | 0.0 | 0 | 0 |
| Fondling | 1 | 3 | 200.0% | 0.1 | 2 | 2 |
| Aggravated Assault | 22 | 36 | 63.6% | 1.5 | 18 | 20 |
| Simple Assault | 130 | 152 | 16.9% | 6.3 | 108 | 109 |
| Intimidation | 64 | 61 | -4.7% | 2.5 | 26 | 25 |
| Kidnapping | 1 | 6 | 500.0% | 0.2 | 0 | 2 |
| Incest | 0 | 0 | | 0.0 | 0 | 0 |
| Statutory Rape | 0 | 0 | | 0.0 | 0 | 0 |
| Human Trafficking Offenses | 0 | 0 | | 0.0 | 0 | 0 |
| Violation of No Contact/Protect. | 41 | 74 | 80.5% | 3.1 | 59 | 71 |
| Robbery | 7 | 12 | 71.4% | 0.5 | 11 | 2 |
| Burglary | 114 | 70 | -38.6% | 2.9 | 4 | 4 |
| Larceny-Theft Offenses | 418 | 340 | -18.7% | 14.0 | 28 | 5 |
| Motor Vehicle Theft | 204 | 124 | -39.2% | 5.1 | 4 | 4 |
| Arson | 0 | 3 | | 0.1 | 1 | 2 |
| Destruction of Property | 459 | 317 | -30.9% | 13.1 | 29 | 52 |
| Counterfeiting/Forgery | 10 | 4 | -60.0% | 0.2 | 0 | 1 |
| Fraud Offenses | 111 | 85 | -23.4% | 3.5 | 3 | 2 |
| Embezzlement | 0 | 1 | | 0.0 | 0 | 0 |
| Extortion/Blackmail | 4 | 6 | 50.0% | 0.2 | 0 | 0 |
| Bribery | 0 | 0 | | 0.0 | 0 | 0 |
| Stolen Property Offenses | 18 | 30 | 66.7% | 1.2 | 6 | 0 |
| Animal Cruelty | 0 | 3 | | 0.1 | 2 | 0 |
| Drug/Narcotic Violations | 68 | 59 | -13.2% | 2.4 | 40 | 0 |
| Drug Equipment Violations | 22 | 44 | 100.0% | 1.8 | 0 | 0 |
| Gambling Offenses | 0 | 0 | | 0.0 | 0 | 0 |
| Pornography | 1 | 1 | 0.0% | 0.0 | 0 | 0 |
| Prostitution Offenses | 5 | 3 | -40.0% | 0.1 | 3 | 0 |
| Weapon Law Violations | 12 | 22 | 83.3% | 0.9 | 10 | 0 |
| Grand Total | 1,718 | 1,456 | -15.3% | 60.0 | 358 | 301 |

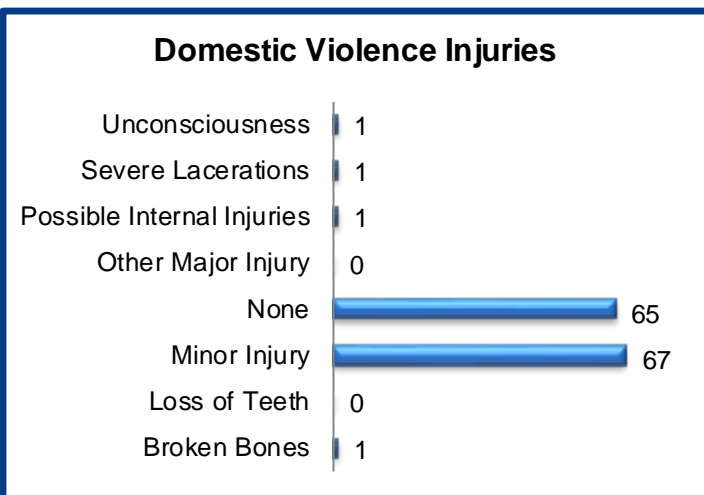
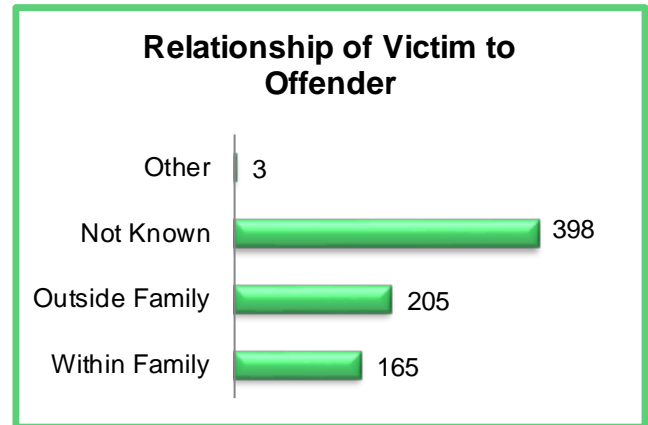
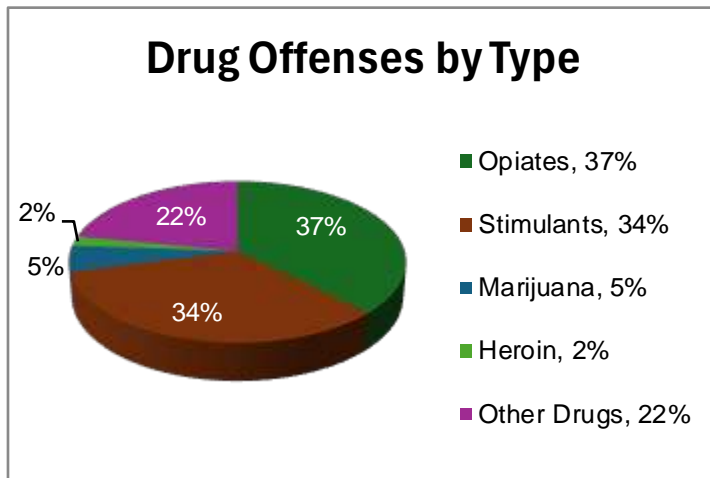
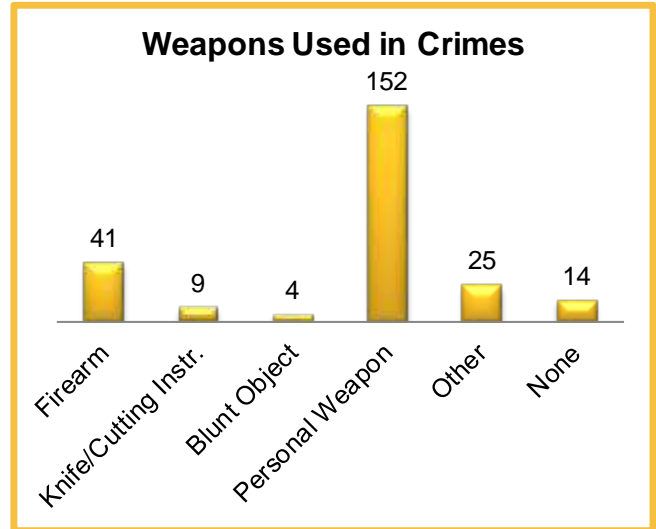
2024 Washington NIBRS Submission Agencies

Mountlake Terrace PD

Continued

2024 Group B Arrests

| Offense | Adult | Juvenile |
|-----------------------|------------|----------|
| Bad Checks | 0 | 0 |
| Curfew/Vagrancy | 0 | 0 |
| Disorderly Conduct | 5 | 1 |
| Drunkenness | 0 | 0 |
| DUI | 96 | 2 |
| Family Offenses | 0 | 0 |
| Liquor Law Violations | 2 | 0 |
| Peeping Tom | 0 | 0 |
| Trespass | 21 | 3 |
| All Other Offenses | 108 | 1 |
| Total | 232 | 7 |



2024 Property Values by Type

| Type | Value |
|----------------------|-------------|
| Seized | \$1,114 |
| Burned | \$150,250 |
| Counterfeited/Forged | \$3,459 |
| Destroyed/Damaged | \$551,310 |
| Recovered | \$880,437 |
| Stolen | \$6,610,629 |

2024 Washington NIBRS Submission Agencies

Mukilteo PD

Snohomish County

Population: 21,590
Months Reported: 12

Offense Overview

Offense Total 870
of Cleared Offense 264
Percent Cleared 30.3%

Group A Arrest Overview

Arrest Total 228
Adult Arrest Total 182
Juvenile Arrest Total 46

| Group A Offenses | Reported 2023 | Reported 2024 | % of Change | Crime Rate per 1,000 | Total Arrests | DV Offense Totals |
|----------------------------------|---------------|---------------|---------------|----------------------|---------------|-------------------|
| Murder | 0 | 0 | | 0.0 | 0 | 0 |
| Manslaughter | 0 | 0 | | 0.0 | 0 | 0 |
| Rape | 8 | 2 | -75.0% | 0.1 | 0 | 2 |
| Sodomy | 3 | 0 | -100.0% | 0.0 | 0 | 0 |
| Sexual Assault w/Object | 0 | 0 | | 0.0 | 0 | 0 |
| Fondling | 3 | 0 | -100.0% | 0.0 | 0 | 0 |
| Aggravated Assault | 12 | 15 | 25.0% | 0.7 | 10 | 11 |
| Simple Assault | 64 | 77 | 20.3% | 3.6 | 45 | 33 |
| Intimidation | 28 | 19 | -32.1% | 0.9 | 13 | 12 |
| Kidnapping | 0 | 4 | | 0.2 | 1 | 2 |
| Incest | 0 | 0 | | 0.0 | 0 | 0 |
| Statutory Rape | 0 | 2 | | 0.1 | 1 | 0 |
| Human Trafficking Offenses | 0 | 0 | | 0.0 | 0 | 0 |
| Violation of No Contact/Protect. | 26 | 36 | 38.5% | 1.7 | 29 | 34 |
| Robbery | 5 | 5 | 0.0% | 0.2 | 2 | 0 |
| Burglary | 46 | 45 | -2.2% | 2.1 | 6 | 3 |
| Larceny-Theft Offenses | 315 | 315 | 0.0% | 14.6 | 39 | 7 |
| Motor Vehicle Theft | 75 | 40 | -46.7% | 1.9 | 2 | 1 |
| Arson | 0 | 1 | | 0.0 | 0 | 0 |
| Destruction of Property | 214 | 144 | -32.7% | 6.7 | 14 | 11 |
| Counterfeiting/Forgery | 11 | 5 | -54.5% | 0.2 | 4 | 0 |
| Fraud Offenses | 79 | 71 | -10.1% | 3.3 | 6 | 5 |
| Embezzlement | 1 | 1 | 0.0% | 0.0 | 0 | 0 |
| Extortion/Blackmail | 4 | 5 | 25.0% | 0.2 | 0 | 1 |
| Bribery | 0 | 0 | | 0.0 | 0 | 0 |
| Stolen Property Offenses | 16 | 11 | -31.3% | 0.5 | 5 | 1 |
| Animal Cruelty | 0 | 1 | | 0.0 | 0 | 0 |
| Drug/Narcotic Violations | 46 | 50 | 8.7% | 2.3 | 45 | 0 |
| Drug Equipment Violations | 7 | 10 | 42.9% | 0.5 | 0 | 0 |
| Gambling Offenses | 0 | 0 | | 0.0 | 0 | 0 |
| Pornography | 2 | 4 | 100.0% | 0.2 | 1 | 0 |
| Prostitution Offenses | 0 | 0 | | 0.0 | 0 | 0 |
| Weapon Law Violations | 10 | 7 | -30.0% | 0.3 | 5 | 0 |
| Grand Total | 975 | 870 | -10.8% | 40.3 | 228 | 123 |

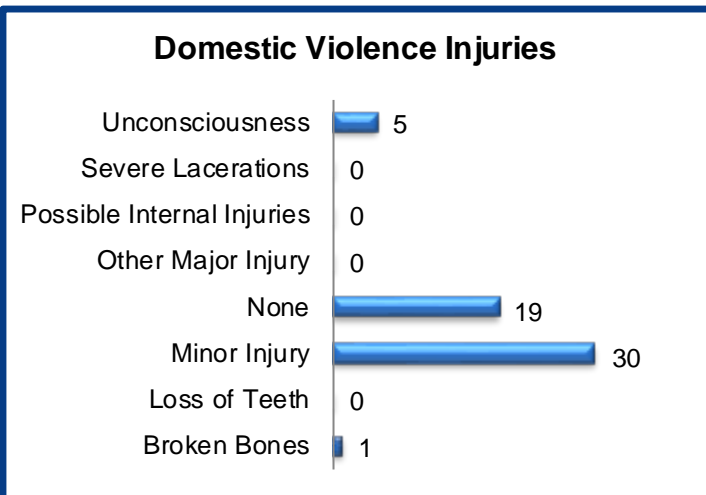
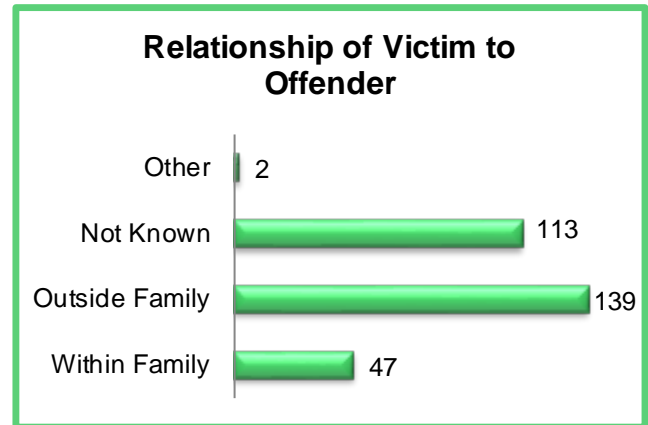
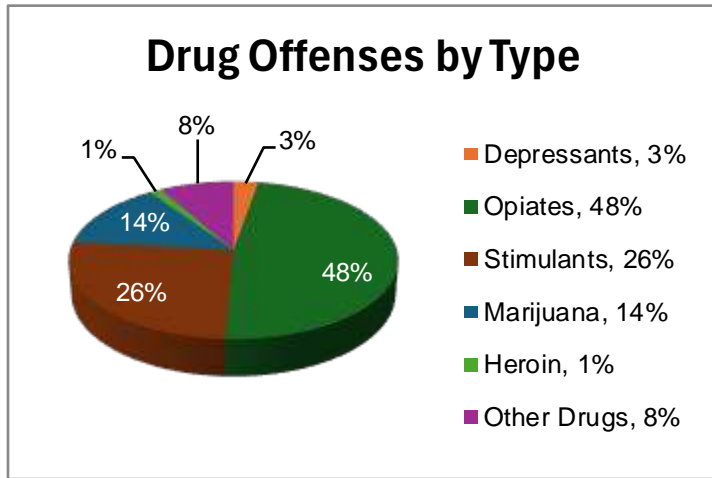
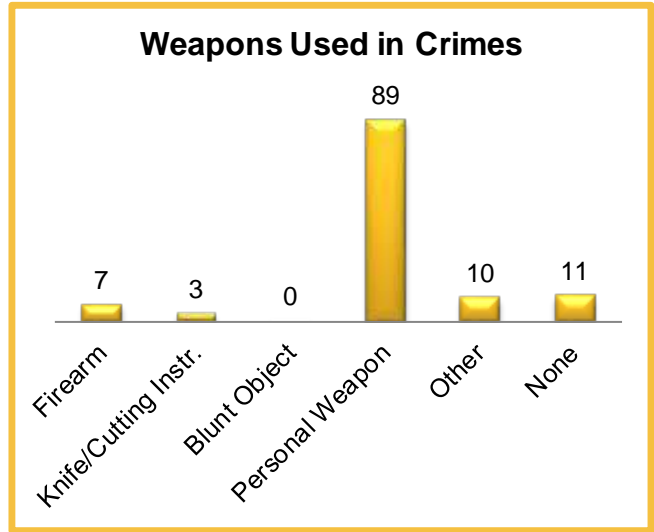
2024 Washington NIBRS Submission Agencies

Mukilteo PD

Continued

2024 Group B Arrests

| Offense | Adult | Juvenile |
|-----------------------|-----------|-----------|
| Bad Checks | 0 | 0 |
| Curfew/Vagrancy | 0 | 0 |
| Disorderly Conduct | 8 | 0 |
| Drunkenness | 0 | 0 |
| DUI | 34 | 1 |
| Family Offenses | 0 | 0 |
| Liquor Law Violations | 1 | 1 |
| Peeping Tom | 1 | 0 |
| Trespass | 6 | 7 |
| All Other Offenses | 48 | 2 |
| Total | 98 | 11 |



2024 Property Values by Type

| Type | Value |
|----------------------|-------------|
| Seized | \$1,230 |
| Burned | \$1,200 |
| Counterfeited/Forged | \$6,250 |
| Destroyed/Damaged | \$153,778 |
| Recovered | \$387,753 |
| Stolen | \$1,541,017 |

2024 Washington NIBRS Submission Agencies

Snohomish Auto Theft Task Force

Snohomish County

Population: 0
Months Reported: 11

Offense Overview

Offense Total 11
of Cleared Offense 6
Percent Cleared 54.5%

Group A Arrest Overview

Arrest Total 2
Adult Arrest Total 2
Juvenile Arrest Total 0

| Group A Offenses | Reported 2023 | Reported 2024 | % of Change* | Crime Rate per 1,000 | Total Arrests | DV Offense Totals |
|----------------------------------|---------------|---------------|--------------|----------------------|---------------|-------------------|
| Murder | 0 | 0 | | 0.0 | 0 | 0 |
| Manslaughter | 0 | 0 | | 0.0 | 0 | 0 |
| Rape | 0 | 0 | | 0.0 | 0 | 0 |
| Sodomy | 0 | 0 | | 0.0 | 0 | 0 |
| Sexual Assault w/Object | 0 | 0 | | 0.0 | 0 | 0 |
| Fondling | 0 | 0 | | 0.0 | 0 | 0 |
| Aggravated Assault | 0 | 0 | | 0.0 | 0 | 0 |
| Simple Assault | 0 | 0 | | 0.0 | 0 | 0 |
| Intimidation | 0 | 0 | | 0.0 | 0 | 0 |
| Kidnapping | 0 | 0 | | 0.0 | 0 | 0 |
| Incest | 0 | 0 | | 0.0 | 0 | 0 |
| Statutory Rape | 0 | 0 | | 0.0 | 0 | 0 |
| Human Trafficking Offenses | 0 | 0 | | 0.0 | 0 | 0 |
| Violation of No Contact/Protect. | 0 | 0 | | 0.0 | 0 | 0 |
| Robbery | 0 | 0 | | 0.0 | 0 | 0 |
| Burglary | 0 | 0 | | 0.0 | 0 | 0 |
| Larceny-Theft Offenses | 0 | 2 | | 0.0 | 0 | 0 |
| Motor Vehicle Theft | 0 | 6 | | 0.0 | 1 | 0 |
| Arson | 0 | 0 | | 0.0 | 0 | 0 |
| Destruction of Property | 0 | 0 | | 0.0 | 0 | 0 |
| Counterfeiting/Forgery | 0 | 1 | | 0.0 | 0 | 0 |
| Fraud Offenses | 0 | 0 | | 0.0 | 0 | 0 |
| Embezzlement | 0 | 0 | | 0.0 | 0 | 0 |
| Extortion/Blackmail | 0 | 0 | | 0.0 | 0 | 0 |
| Bribery | 0 | 0 | | 0.0 | 0 | 0 |
| Stolen Property Offenses | 0 | 1 | | 0.0 | 1 | 0 |
| Animal Cruelty | 0 | 0 | | 0.0 | 0 | 0 |
| Drug/Narcotic Violations | 0 | 0 | | 0.0 | 0 | 0 |
| Drug Equipment Violations | 0 | 0 | | 0.0 | 0 | 0 |
| Gambling Offenses | 0 | 0 | | 0.0 | 0 | 0 |
| Pornography | 0 | 0 | | 0.0 | 0 | 0 |
| Prostitution Offenses | 0 | 0 | | 0.0 | 0 | 0 |
| Weapon Law Violations | 0 | 1 | | 0.0 | 0 | 0 |
| Grand Total | 0 | 11 | | 0.0 | 2 | 0 |

* Please see #10 in the NIBRS Individual Agency Page Table Legend.

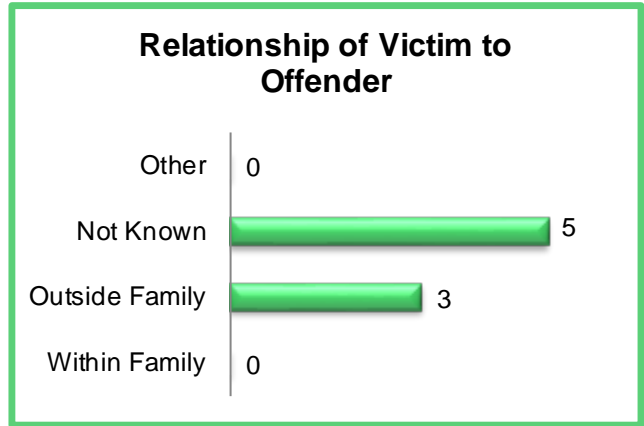
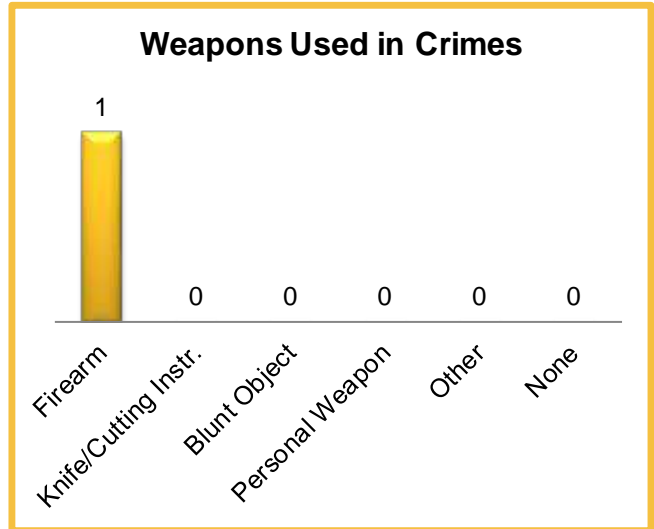
2024 Washington NIBRS Submission Agencies

Snohomish Auto Theft Task Force

Continued

2024 Group B Arrests

| Offense | Adult | Juvenile |
|-----------------------|----------|----------|
| Bad Checks | 0 | 0 |
| Curfew/Vagrancy | 0 | 0 |
| Disorderly Conduct | 0 | 0 |
| Drunkenness | 0 | 0 |
| DUI | 0 | 0 |
| Family Offenses | 0 | 0 |
| Liquor Law Violations | 0 | 0 |
| Peeping Tom | 0 | 0 |
| Trespass | 0 | 0 |
| All Other Offenses | 0 | 0 |
| Total | 0 | 0 |



2024 Property Values by Type

| Type | Value |
|----------------------|-----------|
| Seized | \$0 |
| Burned | \$0 |
| Counterfeited/Forged | \$0 |
| Destroyed/Damaged | \$0 |
| Recovered | \$27,000 |
| Stolen | \$158,025 |

2024 Washington NIBRS Submission Agencies

Snohomish PD

Snohomish County

Population: 10,350
Months Reported: 12

Offense Overview

Offense Total 448
of Cleared Offense 192
Percent Cleared 42.9%

Group A Arrest Overview

Arrest Total 173
Adult Arrest Total 162
Juvenile Arrest Total 11

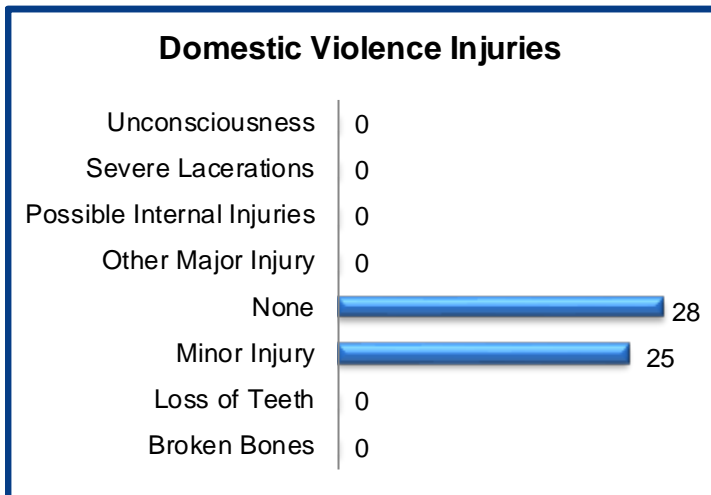
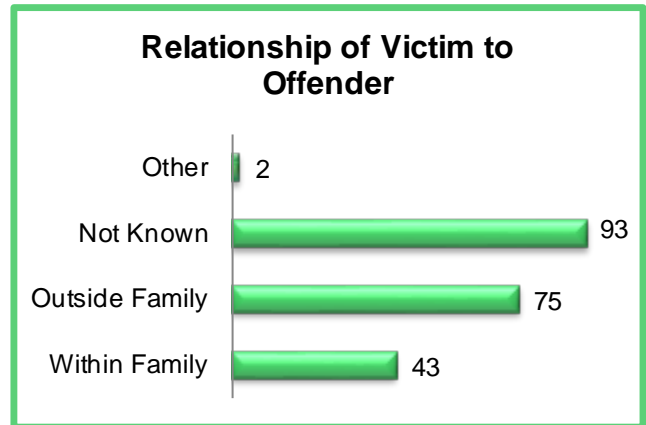
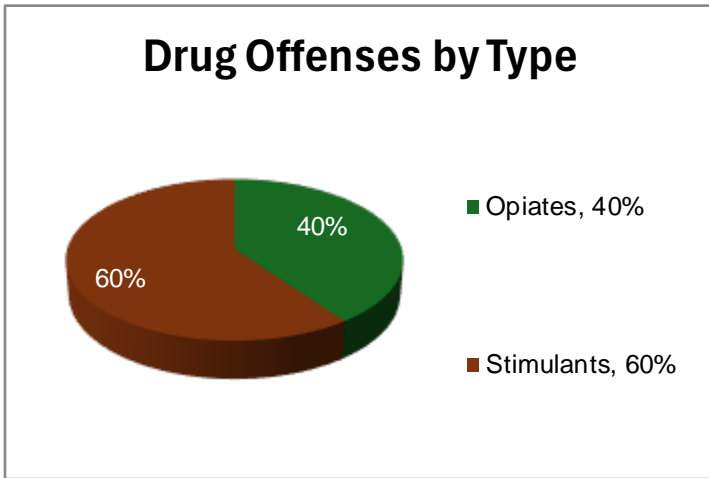
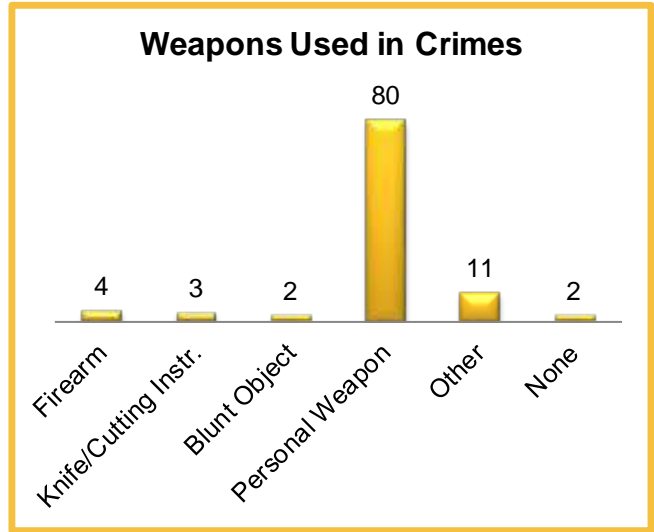
| Group A Offenses | Reported 2023 | Reported 2024 | % of Change | Crime Rate per 1,000 | Total Arrests | DV Offense Totals |
|----------------------------------|---------------|---------------|---------------|----------------------|---------------|-------------------|
| Murder | 0 | 0 | | 0.0 | 0 | 0 |
| Manslaughter | 0 | 0 | | 0.0 | 0 | 0 |
| Rape | 1 | 3 | 200.0% | 0.3 | 3 | 2 |
| Sodomy | 0 | 0 | | 0.0 | 0 | 0 |
| Sexual Assault w/Object | 0 | 0 | | 0.0 | 0 | 0 |
| Fondling | 0 | 2 | | 0.2 | 1 | 0 |
| Aggravated Assault | 10 | 13 | 30.0% | 1.3 | 11 | 5 |
| Simple Assault | 72 | 70 | -2.8% | 6.8 | 53 | 44 |
| Intimidation | 17 | 13 | -23.5% | 1.3 | 8 | 3 |
| Kidnapping | 4 | 2 | -50.0% | 0.2 | 1 | 2 |
| Incest | 0 | 0 | | 0.0 | 0 | 0 |
| Statutory Rape | 1 | 0 | -100.0% | 0.0 | 0 | 0 |
| Human Trafficking Offenses | 0 | 0 | | 0.0 | 0 | 0 |
| Violation of No Contact/Protect. | 14 | 31 | 121.4% | 3.0 | 30 | 26 |
| Robbery | 6 | 3 | -50.0% | 0.3 | 4 | 0 |
| Burglary | 39 | 19 | -51.3% | 1.8 | 1 | 2 |
| Larceny-Theft Offenses | 160 | 136 | -15.0% | 13.1 | 34 | 1 |
| Motor Vehicle Theft | 39 | 19 | -51.3% | 1.8 | 2 | 0 |
| Arson | 2 | 0 | -100.0% | 0.0 | 0 | 0 |
| Destruction of Property | 107 | 79 | -26.2% | 7.6 | 9 | 5 |
| Counterfeiting/Forgery | 5 | 5 | 0.0% | 0.5 | 1 | 0 |
| Fraud Offenses | 22 | 26 | 18.2% | 2.5 | 1 | 0 |
| Embezzlement | 0 | 1 | | 0.1 | 1 | 0 |
| Extortion/Blackmail | 1 | 1 | 0.0% | 0.1 | 0 | 0 |
| Bribery | 0 | 0 | | 0.0 | 0 | 0 |
| Stolen Property Offenses | 10 | 10 | 0.0% | 1.0 | 4 | 0 |
| Animal Cruelty | 0 | 1 | | 0.1 | 1 | 0 |
| Drug/Narcotic Violations | 6 | 9 | 50.0% | 0.9 | 4 | 0 |
| Drug Equipment Violations | 1 | 0 | -100.0% | 0.0 | 0 | 0 |
| Gambling Offenses | 0 | 0 | | 0.0 | 0 | 0 |
| Pornography | 0 | 0 | | 0.0 | 0 | 0 |
| Prostitution Offenses | 0 | 0 | | 0.0 | 0 | 0 |
| Weapon Law Violations | 4 | 5 | 25.0% | 0.5 | 4 | 0 |
| Grand Total | 521 | 448 | -14.0% | 43.3 | 173 | 90 |

Snohomish PD

Continued

2024 Group B Arrests

| Offense | Adult | Juvenile |
|-----------------------|-----------|----------|
| Bad Checks | 0 | 0 |
| Curfew/Vagrancy | 0 | 0 |
| Disorderly Conduct | 13 | 0 |
| Drunkenness | 0 | 0 |
| DUI | 38 | 2 |
| Family Offenses | 0 | 0 |
| Liquor Law Violations | 3 | 0 |
| Peeping Tom | 0 | 0 |
| Trespass | 7 | 0 |
| All Other Offenses | 8 | 1 |
| Total | 69 | 3 |



2024 Property Values by Type

| Type | Value |
|----------------------|-----------|
| Seized | \$0 |
| Burned | \$0 |
| Counterfeited/Forged | \$24,484 |
| Destroyed/Damaged | \$58,027 |
| Recovered | \$139,191 |
| Stolen | \$522,115 |

2024 Washington NIBRS Submission Agencies

Stanwood PD

Snohomish County

Population: 8,865
Months Reported: 12

Offense Overview

Offense Total 279
of Cleared Offense 124
Percent Cleared 44.4%

Group A Arrest Overview

Arrest Total 111
Adult Arrest Total 92
Juvenile Arrest Total 19

| Group A Offenses | Reported 2023 | Reported 2024 | % of Change | Crime Rate per 1,000 | Total Arrests | DV Offense Totals |
|----------------------------------|---------------|---------------|---------------|----------------------|---------------|-------------------|
| Murder | 0 | 0 | | 0.0 | 0 | 0 |
| Manslaughter | 0 | 0 | | 0.0 | 0 | 0 |
| Rape | 1 | 0 | -100.0% | 0.0 | 1 | 0 |
| Sodomy | 1 | 1 | 0.0% | 0.1 | 0 | 0 |
| Sexual Assault w/Object | 0 | 0 | | 0.0 | 0 | 0 |
| Fondling | 1 | 2 | 100.0% | 0.2 | 0 | 0 |
| Aggravated Assault | 11 | 8 | -27.3% | 0.9 | 6 | 3 |
| Simple Assault | 37 | 54 | 45.9% | 6.1 | 47 | 33 |
| Intimidation | 11 | 9 | -18.2% | 1.0 | 5 | 2 |
| Kidnapping | 1 | 1 | 0.0% | 0.1 | 1 | 1 |
| Incest | 0 | 0 | | 0.0 | 0 | 0 |
| Statutory Rape | 0 | 0 | | 0.0 | 1 | 0 |
| Human Trafficking Offenses | 0 | 0 | | 0.0 | 0 | 0 |
| Violation of No Contact/Protect. | 19 | 11 | -42.1% | 1.2 | 11 | 9 |
| Robbery | 1 | 1 | 0.0% | 0.1 | 3 | 0 |
| Burglary | 20 | 8 | -60.0% | 0.9 | 1 | 0 |
| Larceny-Theft Offenses | 81 | 75 | -7.4% | 8.5 | 14 | 0 |
| Motor Vehicle Theft | 24 | 24 | 0.0% | 2.7 | 0 | 0 |
| Arson | 0 | 1 | | 0.1 | 1 | 0 |
| Destruction of Property | 57 | 47 | -17.5% | 5.3 | 8 | 3 |
| Counterfeiting/Forgery | 12 | 5 | -58.3% | 0.6 | 1 | 0 |
| Fraud Offenses | 18 | 17 | -5.6% | 1.9 | 3 | 0 |
| Embezzlement | 0 | 0 | | 0.0 | 0 | 0 |
| Extortion/Blackmail | 1 | 3 | 200.0% | 0.3 | 0 | 1 |
| Bribery | 0 | 0 | | 0.0 | 0 | 0 |
| Stolen Property Offenses | 5 | 6 | 20.0% | 0.7 | 6 | 0 |
| Animal Cruelty | 1 | 0 | -100.0% | 0.0 | 0 | 0 |
| Drug/Narcotic Violations | 8 | 2 | -75.0% | 0.2 | 0 | 0 |
| Drug Equipment Violations | 4 | 0 | -100.0% | 0.0 | 0 | 0 |
| Gambling Offenses | 0 | 0 | | 0.0 | 0 | 0 |
| Pornography | 0 | 0 | | 0.0 | 0 | 0 |
| Prostitution Offenses | 0 | 0 | | 0.0 | 0 | 0 |
| Weapon Law Violations | 4 | 4 | 0.0% | 0.5 | 2 | 0 |
| Grand Total | 318 | 279 | -12.3% | 31.5 | 111 | 52 |

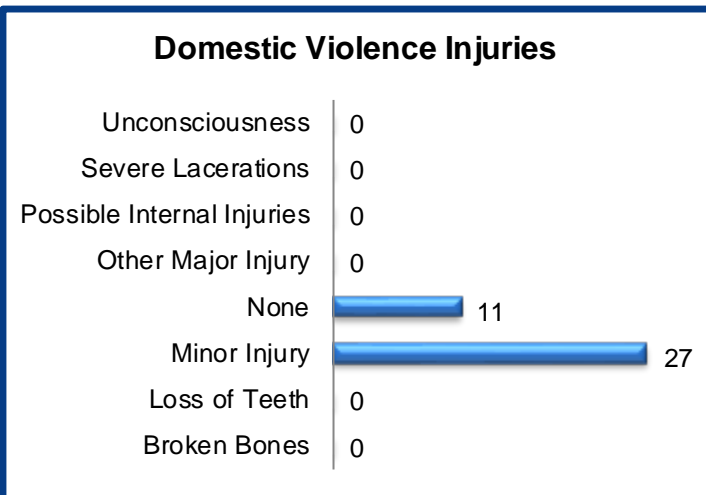
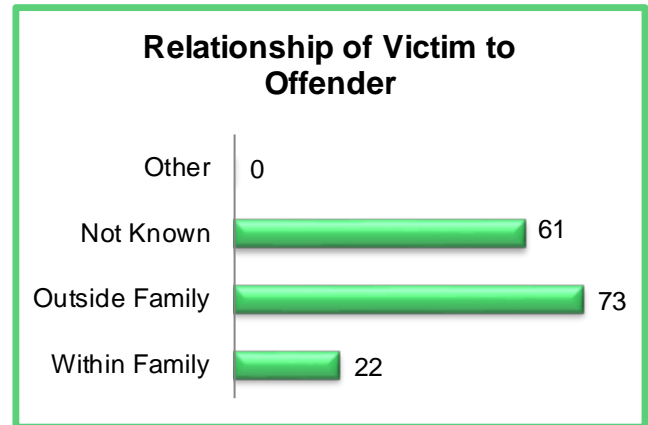
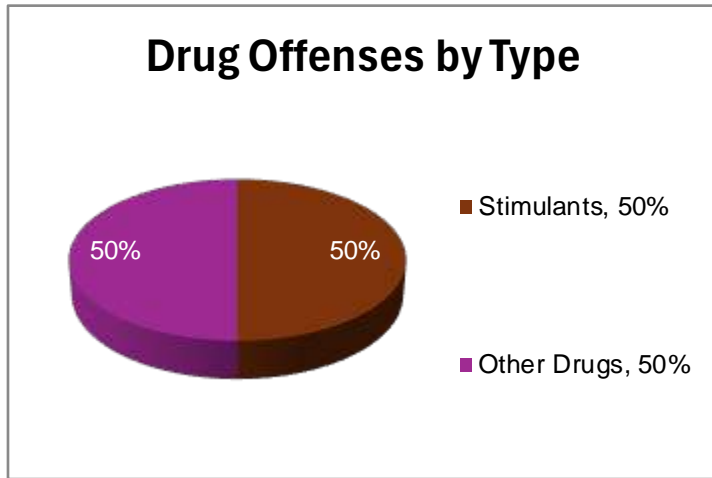
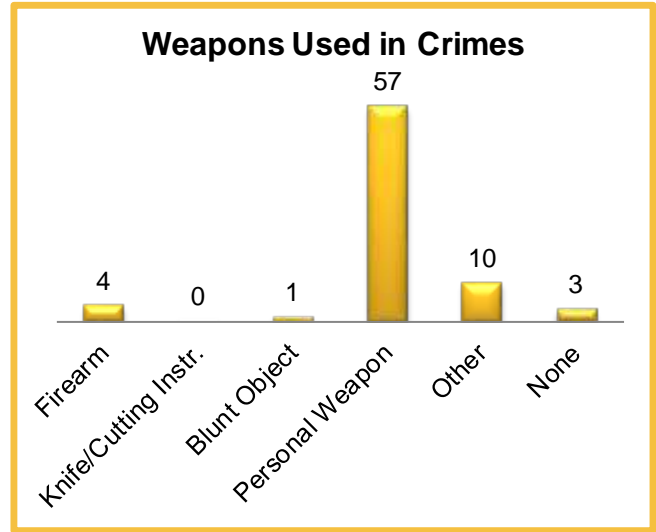
2024 Washington NIBRS Submission Agencies

Stanwood PD

Continued

2024 Group B Arrests

| Offense | Adult | Juvenile |
|-----------------------|-----------|----------|
| Bad Checks | 0 | 0 |
| Curfew/Vagrancy | 0 | 0 |
| Disorderly Conduct | 1 | 1 |
| Drunkenness | 0 | 0 |
| DUI | 17 | 0 |
| Family Offenses | 1 | 0 |
| Liquor Law Violations | 0 | 1 |
| Peeping Tom | 0 | 0 |
| Trespass | 6 | 1 |
| All Other Offenses | 10 | 1 |
| Total | 35 | 4 |



2024 Property Values by Type

| Type | Value |
|----------------------|-----------|
| Seized | \$0 |
| Burned | \$0 |
| Counterfeited/Forged | \$19,246 |
| Destroyed/Damaged | \$63,002 |
| Recovered | \$93,679 |
| Stolen | \$455,675 |

2024 Washington NIBRS Submission Agencies

Sultan PD

Snohomish County

Population: 7,160
Months Reported: 12

Offense Overview

Offense Total 145
of Cleared Offense 75
Percent Cleared 51.7%

Group A Arrest Overview

Arrest Total 60
Adult Arrest Total 59
Juvenile Arrest Total 1

| Group A Offenses | Reported 2023 | Reported 2024 | % of Change | Crime Rate per 1,000 | Total Arrests | DV Offense Totals |
|----------------------------------|---------------|---------------|-------------|----------------------|---------------|-------------------|
| Murder | 0 | 0 | | 0.0 | 0 | 0 |
| Manslaughter | 0 | 0 | | 0.0 | 0 | 0 |
| Rape | 0 | 2 | | 0.3 | 1 | 2 |
| Sodomy | 0 | 0 | | 0.0 | 0 | 0 |
| Sexual Assault w/Object | 0 | 0 | | 0.0 | 0 | 0 |
| Fondling | 0 | 0 | | 0.0 | 0 | 0 |
| Aggravated Assault | 9 | 11 | 22.2% | 1.5 | 8 | 5 |
| Simple Assault | 31 | 39 | 25.8% | 5.4 | 26 | 27 |
| Intimidation | 12 | 4 | -66.7% | 0.6 | 1 | 1 |
| Kidnapping | 0 | 1 | | 0.1 | 0 | 1 |
| Incest | 0 | 0 | | 0.0 | 0 | 0 |
| Statutory Rape | 0 | 1 | | 0.1 | 0 | 0 |
| Human Trafficking Offenses | 0 | 0 | | 0.0 | 0 | 0 |
| Violation of No Contact/Protect. | 10 | 7 | -30.0% | 1.0 | 5 | 7 |
| Robbery | 0 | 1 | | 0.1 | 1 | 0 |
| Burglary | 13 | 10 | -23.1% | 1.4 | 3 | 1 |
| Larceny-Theft Offenses | 21 | 25 | 19.0% | 3.5 | 5 | 0 |
| Motor Vehicle Theft | 3 | 7 | 133.3% | 1.0 | 1 | 0 |
| Arson | 0 | 0 | | 0.0 | 0 | 0 |
| Destruction of Property | 18 | 22 | 22.2% | 3.1 | 2 | 1 |
| Counterfeiting/Forgery | 0 | 0 | | 0.0 | 0 | 0 |
| Fraud Offenses | 2 | 7 | 250.0% | 1.0 | 0 | 0 |
| Embezzlement | 0 | 0 | | 0.0 | 0 | 0 |
| Extortion/Blackmail | 0 | 0 | | 0.0 | 0 | 0 |
| Bribery | 0 | 0 | | 0.0 | 0 | 0 |
| Stolen Property Offenses | 1 | 1 | 0.0% | 0.1 | 1 | 0 |
| Animal Cruelty | 0 | 0 | | 0.0 | 0 | 0 |
| Drug/Narcotic Violations | 3 | 3 | 0.0% | 0.4 | 3 | 0 |
| Drug Equipment Violations | 3 | 1 | -66.7% | 0.1 | 0 | 0 |
| Gambling Offenses | 0 | 0 | | 0.0 | 0 | 0 |
| Pornography | 1 | 0 | -100.0% | 0.0 | 0 | 0 |
| Prostitution Offenses | 0 | 0 | | 0.0 | 0 | 0 |
| Weapon Law Violations | 5 | 3 | -40.0% | 0.4 | 3 | 0 |
| Grand Total | 132 | 145 | 9.8% | 20.3 | 60 | 45 |

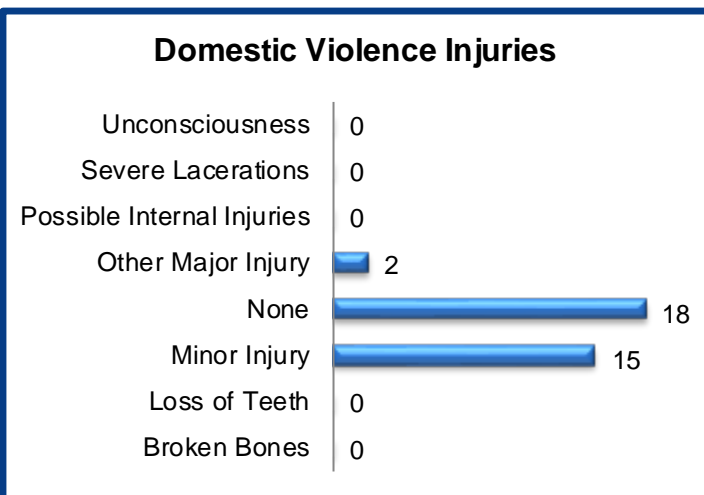
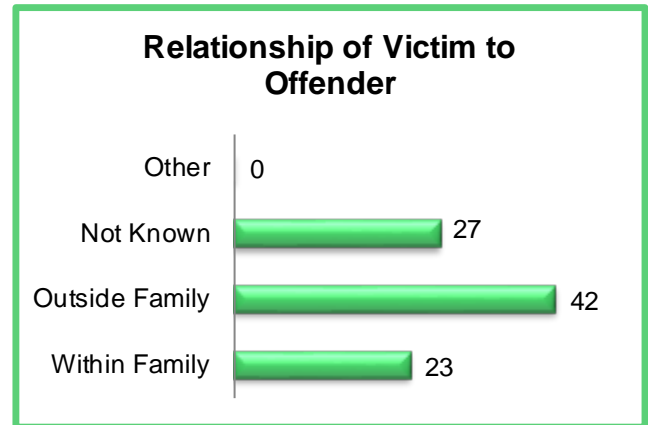
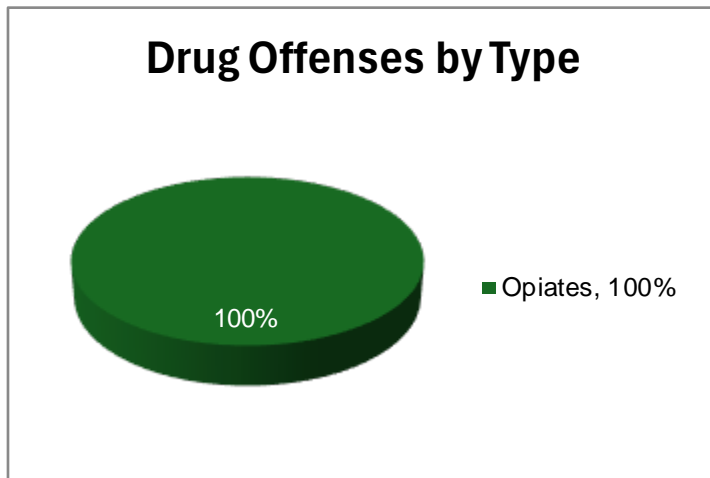
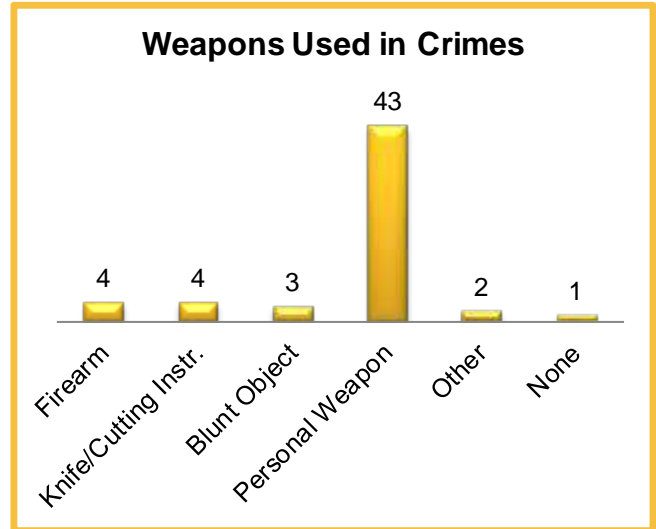
2024 Washington NIBRS Submission Agencies

Sultan PD

Continued

2024 Group B Arrests

| Offense | Adult | Juvenile |
|-----------------------|-----------|----------|
| Bad Checks | 0 | 0 |
| Curfew/Vagrancy | 0 | 0 |
| Disorderly Conduct | 0 | 0 |
| Drunkenness | 0 | 0 |
| DUI | 13 | 0 |
| Family Offenses | 0 | 0 |
| Liquor Law Violations | 0 | 0 |
| Peeping Tom | 1 | 0 |
| Trespass | 5 | 0 |
| All Other Offenses | 12 | 0 |
| Total | 31 | 0 |



2024 Property Values by Type

| Type | Value |
|----------------------|-----------|
| Seized | \$0 |
| Burned | \$0 |
| Counterfeited/Forged | \$0 |
| Destroyed/Damaged | \$44,076 |
| Recovered | \$87,909 |
| Stolen | \$102,277 |

2024 Washington NIBRS Submission Agencies

Tulalip Tribal PD

Snohomish County

Population: 0
Months Reported: 10

Offense Overview

Offense Total 670
of Cleared Offense 186
Percent Cleared 27.8%

Group A Arrest Overview

Arrest Total 138
Adult Arrest Total 136
Juvenile Arrest Total 2

| Group A Offenses | Reported 2023 | Reported 2024 | % of Change* | Crime Rate per 1,000 | Total Arrests | DV Offense Totals |
|----------------------------------|---------------|---------------|--------------|----------------------|---------------|-------------------|
| Murder | 0 | 1 | | 0.0 | 0 | 0 |
| Manslaughter | 0 | 0 | | 0.0 | 0 | 0 |
| Rape | 4 | 2 | | 0.0 | 1 | 1 |
| Sodomy | 0 | 0 | | 0.0 | 0 | 0 |
| Sexual Assault w/Object | 0 | 0 | | 0.0 | 0 | 0 |
| Fondling | 0 | 3 | | 0.0 | 0 | 1 |
| Aggravated Assault | 36 | 25 | | 0.0 | 6 | 17 |
| Simple Assault | 89 | 64 | | 0.0 | 22 | 34 |
| Intimidation | 33 | 20 | | 0.0 | 3 | 5 |
| Kidnapping | 0 | 1 | | 0.0 | 1 | 1 |
| Incest | 0 | 0 | | 0.0 | 0 | 0 |
| Statutory Rape | 0 | 0 | | 0.0 | 0 | 0 |
| Human Trafficking Offenses | 0 | 0 | | 0.0 | 0 | 0 |
| Violation of No Contact/Protect. | 29 | 7 | | 0.0 | 4 | 6 |
| Robbery | 10 | 4 | | 0.0 | 1 | 0 |
| Burglary | 31 | 18 | | 0.0 | 5 | 1 |
| Larceny-Theft Offenses | 291 | 195 | | 0.0 | 13 | 2 |
| Motor Vehicle Theft | 34 | 23 | | 0.0 | 2 | 1 |
| Arson | 1 | 0 | | 0.0 | 0 | 0 |
| Destruction of Property | 54 | 27 | | 0.0 | 3 | 7 |
| Counterfeiting/Forgery | 7 | 10 | | 0.0 | 0 | 0 |
| Fraud Offenses | 15 | 7 | | 0.0 | 0 | 0 |
| Embezzlement | 2 | 0 | | 0.0 | 0 | 0 |
| Extortion/Blackmail | 1 | 0 | | 0.0 | 0 | 0 |
| Bribery | 0 | 0 | | 0.0 | 0 | 0 |
| Stolen Property Offenses | 94 | 22 | | 0.0 | 9 | 1 |
| Animal Cruelty | 2 | 4 | | 0.0 | 0 | 0 |
| Drug/Narcotic Violations | 195 | 152 | | 0.0 | 48 | 0 |
| Drug Equipment Violations | 94 | 57 | | 0.0 | 8 | 0 |
| Gambling Offenses | 0 | 0 | | 0.0 | 0 | 0 |
| Pornography | 0 | 0 | | 0.0 | 0 | 0 |
| Prostitution Offenses | 0 | 0 | | 0.0 | 0 | 0 |
| Weapon Law Violations | 57 | 28 | | 0.0 | 12 | 0 |
| Grand Total | 1,079 | 670 | | 0.0 | 138 | 77 |

* Please see #10 in the NIBRS Individual Agency Page Table Legend.

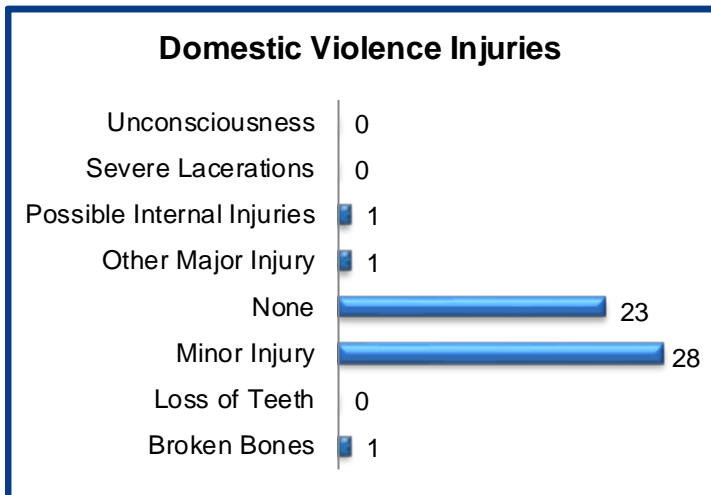
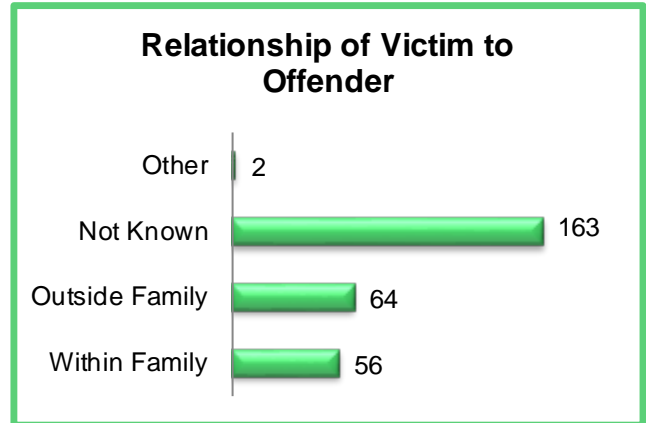
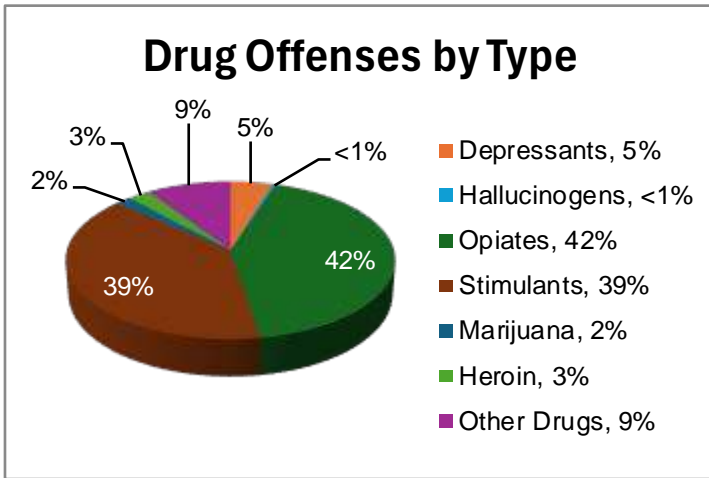
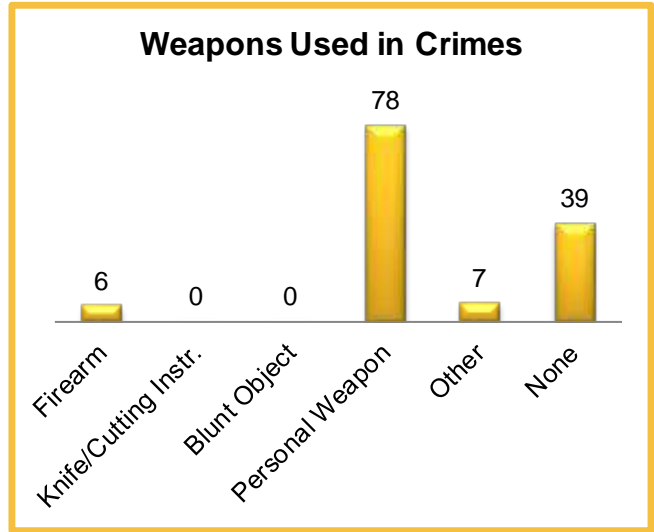
2024 Washington NIBRS Submission Agencies

Tulalip Tribal PD

Continued

2024 Group B Arrests

| Offense | Adult | Juvenile |
|-----------------------|------------|----------|
| Bad Checks | 0 | 0 |
| Curfew/Vagrancy | 0 | 0 |
| Disorderly Conduct | 2 | 0 |
| Drunkenness | 0 | 0 |
| DUI | 8 | 0 |
| Family Offenses | 4 | 0 |
| Liquor Law Violations | 0 | 3 |
| Peeping Tom | 0 | 0 |
| Trespass | 37 | 0 |
| All Other Offenses | 69 | 1 |
| Total | 120 | 4 |



2024 Property Values by Type

| Type | Value |
|----------------------|-----------|
| Seized | \$4 |
| Burned | \$0 |
| Counterfeited/Forged | \$8,062 |
| Destroyed/Damaged | \$21,800 |
| Recovered | \$137,056 |
| Stolen | \$419,379 |

2024 Washington NIBRS Submission Agencies

Woodway PD

Snohomish County

Population: 1,345
Months Reported: 12

Offense Overview

Offense Total 26
of Cleared Offense 6
Percent Cleared 23.1%

Group A Arrest Overview

Arrest Total 4
Adult Arrest Total 4
Juvenile Arrest Total 0

| Group A Offenses | Reported 2023 | Reported 2024 | % of Change* | Crime Rate per 1,000 | Total Arrests | DV Offense Totals |
|----------------------------------|---------------|---------------|--------------|----------------------|---------------|-------------------|
| Murder | 0 | 0 | | 0.0 | 0 | 0 |
| Manslaughter | 0 | 0 | | 0.0 | 0 | 0 |
| Rape | 1 | 0 | | 0.0 | 0 | 0 |
| Sodomy | 0 | 0 | | 0.0 | 0 | 0 |
| Sexual Assault w/Object | 0 | 0 | | 0.0 | 0 | 0 |
| Fondling | 0 | 0 | | 0.0 | 0 | 0 |
| Aggravated Assault | 0 | 0 | | 0.0 | 0 | 0 |
| Simple Assault | 4 | 0 | | 0.0 | 0 | 0 |
| Intimidation | 0 | 1 | | 0.7 | 0 | 1 |
| Kidnapping | 0 | 0 | | 0.0 | 0 | 0 |
| Incest | 0 | 0 | | 0.0 | 0 | 0 |
| Statutory Rape | 0 | 0 | | 0.0 | 0 | 0 |
| Human Trafficking Offenses | 0 | 0 | | 0.0 | 0 | 0 |
| Violation of No Contact/Protect. | 0 | 0 | | 0.0 | 0 | 0 |
| Robbery | 0 | 1 | | 0.7 | 1 | 0 |
| Burglary | 4 | 0 | | 0.0 | 0 | 0 |
| Larceny-Theft Offenses | 4 | 8 | | 5.9 | 1 | 0 |
| Motor Vehicle Theft | 0 | 3 | | 2.2 | 0 | 0 |
| Arson | 0 | 0 | | 0.0 | 0 | 0 |
| Destruction of Property | 7 | 4 | | 3.0 | 0 | 0 |
| Counterfeiting/Forgery | 0 | 1 | | 0.7 | 0 | 0 |
| Fraud Offenses | 6 | 6 | | 4.5 | 1 | 0 |
| Embezzlement | 0 | 0 | | 0.0 | 0 | 0 |
| Extortion/Blackmail | 0 | 0 | | 0.0 | 0 | 0 |
| Bribery | 0 | 0 | | 0.0 | 0 | 0 |
| Stolen Property Offenses | 0 | 0 | | 0.0 | 0 | 0 |
| Animal Cruelty | 0 | 0 | | 0.0 | 0 | 0 |
| Drug/Narcotic Violations | 2 | 2 | | 1.5 | 1 | 0 |
| Drug Equipment Violations | 0 | 0 | | 0.0 | 0 | 0 |
| Gambling Offenses | 0 | 0 | | 0.0 | 0 | 0 |
| Pornography | 0 | 0 | | 0.0 | 0 | 0 |
| Prostitution Offenses | 0 | 0 | | 0.0 | 0 | 0 |
| Weapon Law Violations | 0 | 0 | | 0.0 | 0 | 0 |
| Grand Total | 28 | 26 | | 19.3 | 4 | 1 |

* Please see #10 in the NIBRS Individual Agency Page Table Legend.

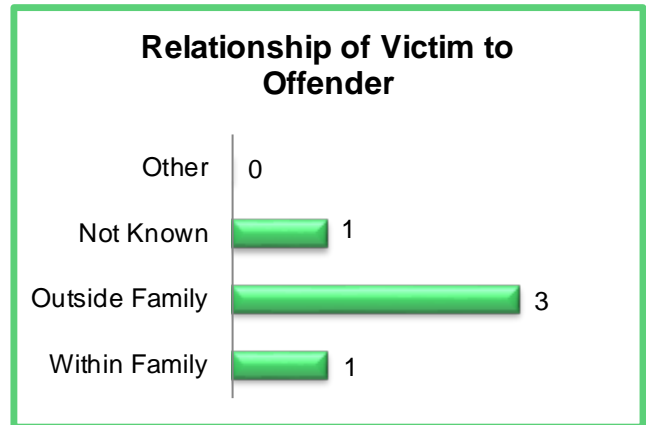
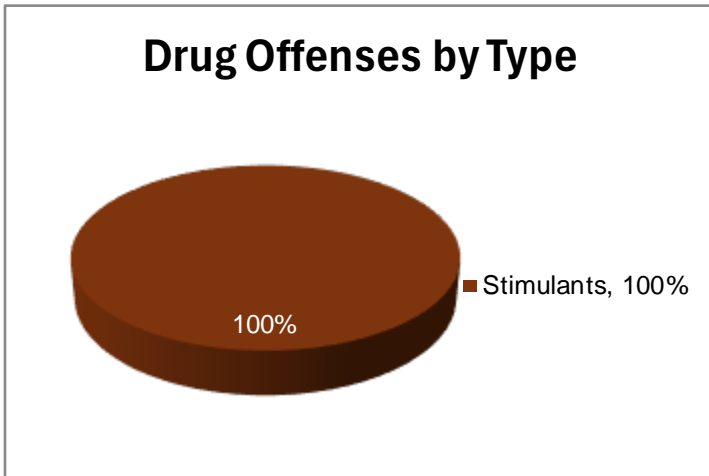
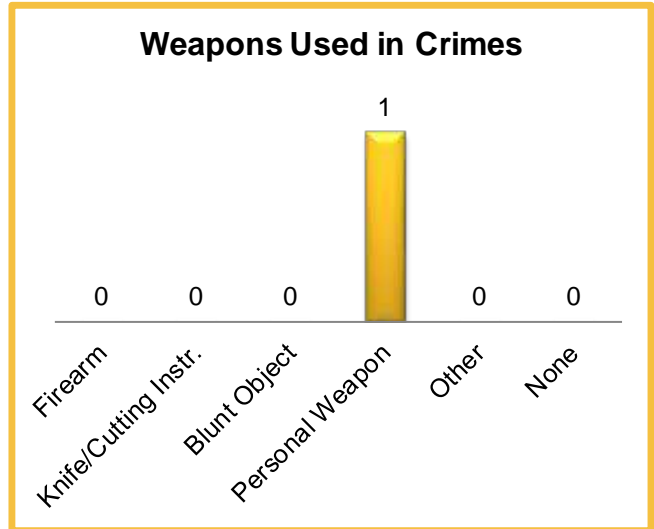
2024 Washington NIBRS Submission Agencies

Woodway PD

Continued

2024 Group B Arrests

| Offense | Adult | Juvenile |
|-----------------------|----------|----------|
| Bad Checks | 0 | 0 |
| Curfew/Vagrancy | 0 | 0 |
| Disorderly Conduct | 0 | 0 |
| Drunkenness | 0 | 0 |
| DUI | 0 | 0 |
| Family Offenses | 0 | 0 |
| Liquor Law Violations | 0 | 0 |
| Peeping Tom | 0 | 0 |
| Trespass | 0 | 0 |
| All Other Offenses | 0 | 0 |
| Total | 0 | 0 |



2024 Property Values by Type

| Type | Value |
|----------------------|-----------|
| Seized | \$0 |
| Burned | \$0 |
| Counterfeited/Forged | \$570,508 |
| Destroyed/Damaged | \$2,700 |
| Recovered | \$850 |
| Stolen | \$9,818 |

2024 Washington NIBRS Submission Agencies

Spokane SO

Spokane County

Population: 178,510
Months Reported: 12

Offense Overview

Offense Total 6,905
of Cleared Offense 1,593
Percent Cleared 23.1%

Group A Arrest Overview

Arrest Total 1,233
Adult Arrest Total 1,099
Juvenile Arrest Total 134

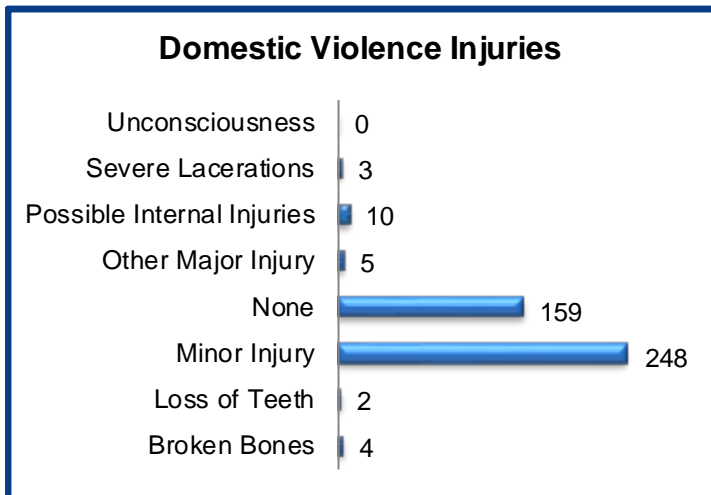
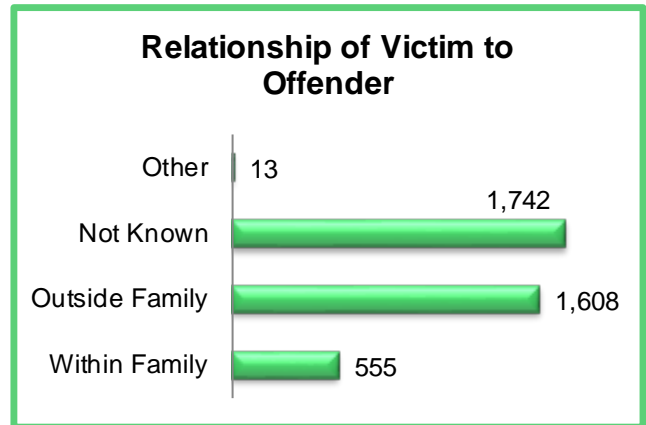
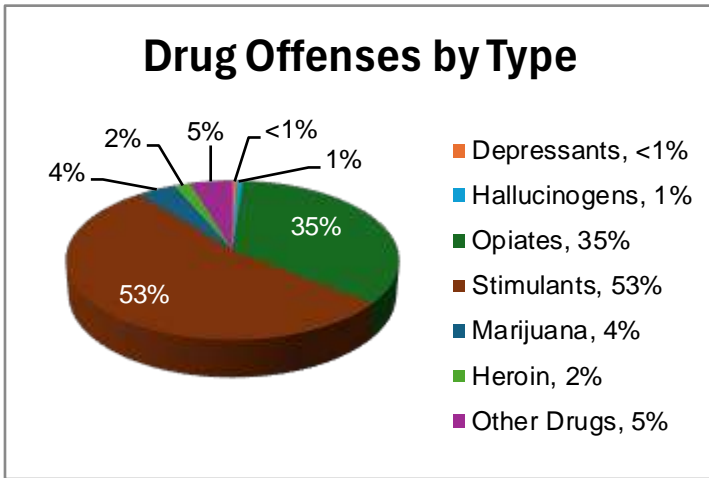
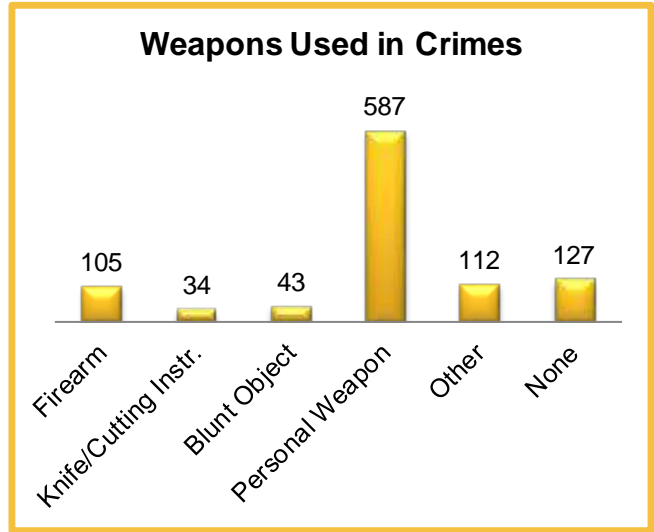
| Group A Offenses | Reported 2023 | Reported 2024 | % of Change | Crime Rate per 1,000 | Total Arrests | DV Offense Totals |
|----------------------------------|---------------|---------------|--------------|----------------------|---------------|-------------------|
| Murder | 1 | 4 | 300.0% | 0.0 | 6 | 1 |
| Manslaughter | 3 | 1 | -66.7% | 0.0 | 1 | 0 |
| Rape | 27 | 27 | 0.0% | 0.2 | 1 | 9 |
| Sodomy | 15 | 6 | -60.0% | 0.0 | 0 | 1 |
| Sexual Assault w/Object | 4 | 5 | 25.0% | 0.0 | 0 | 1 |
| Fondling | 19 | 13 | -31.6% | 0.1 | 1 | 2 |
| Aggravated Assault | 154 | 171 | 11.0% | 1.0 | 105 | 87 |
| Simple Assault | 648 | 545 | -15.9% | 3.1 | 306 | 302 |
| Intimidation | 247 | 330 | 33.6% | 1.8 | 48 | 43 |
| Kidnapping | 29 | 19 | -34.5% | 0.1 | 4 | 17 |
| Incest | 0 | 2 | | 0.0 | 0 | 2 |
| Statutory Rape | 3 | 1 | -66.7% | 0.0 | 3 | 0 |
| Human Trafficking Offenses | 1 | 3 | 200.0% | 0.0 | 0 | 0 |
| Violation of No Contact/Protect. | 158 | 230 | 45.6% | 1.3 | 99 | 187 |
| Robbery | 24 | 21 | -12.5% | 0.1 | 4 | 4 |
| Burglary | 596 | 473 | -20.6% | 2.6 | 87 | 41 |
| Larceny-Theft Offenses | 1,899 | 1,758 | -7.4% | 9.8 | 91 | 71 |
| Motor Vehicle Theft | 262 | 173 | -34.0% | 1.0 | 9 | 11 |
| Arson | 11 | 15 | 36.4% | 0.1 | 8 | 5 |
| Destruction of Property | 1,422 | 1,176 | -17.3% | 6.6 | 112 | 167 |
| Counterfeiting/Forgery | 103 | 84 | -18.4% | 0.5 | 4 | 3 |
| Fraud Offenses | 1,079 | 1,239 | 14.8% | 6.9 | 19 | 30 |
| Embezzlement | 13 | 6 | -53.8% | 0.0 | 0 | 0 |
| Extortion/Blackmail | 62 | 109 | 75.8% | 0.6 | 0 | 4 |
| Bribery | 0 | 0 | | 0.0 | 0 | 0 |
| Stolen Property Offenses | 98 | 84 | -14.3% | 0.5 | 42 | 0 |
| Animal Cruelty | 7 | 2 | -71.4% | 0.0 | 0 | 0 |
| Drug/Narcotic Violations | 108 | 271 | 150.9% | 1.5 | 245 | 0 |
| Drug Equipment Violations | 12 | 57 | 375.0% | 0.3 | 2 | 0 |
| Gambling Offenses | 0 | 0 | | 0.0 | 0 | 0 |
| Pornography | 15 | 13 | -13.3% | 0.1 | 1 | 0 |
| Prostitution Offenses | 0 | 2 | | 0.0 | 1 | 0 |
| Weapon Law Violations | 78 | 65 | -16.7% | 0.4 | 34 | 0 |
| Grand Total | 7,098 | 6,905 | -2.7% | 38.7 | 1,233 | 988 |

Spokane SO

Continued

2024 Group B Arrests

| Offense | Adult | Juvenile |
|-----------------------|------------|----------|
| Bad Checks | 0 | 0 |
| Curfew/Vagrancy | 0 | 0 |
| Disorderly Conduct | 1 | 1 |
| Drunkenness | 0 | 0 |
| DUI | 121 | 3 |
| Family Offenses | 1 | 0 |
| Liquor Law Violations | 3 | 1 |
| Peeping Tom | 0 | 0 |
| Trespass | 62 | 0 |
| All Other Offenses | 171 | 0 |
| Total | 359 | 5 |



2024 Property Values by Type

| Type | Value |
|----------------------|--------------|
| Seized | \$24 |
| Burned | \$56,002 |
| Counterfeited/Forged | \$333,637 |
| Destroyed/Damaged | \$1,390,866 |
| Recovered | \$1,351,789 |
| Stolen | \$11,946,506 |

2024 Washington NIBRS Submission Agencies

Airway Heights PD

Spokane County

Population: 12,070
Months Reported: 12

Offense Overview

Offense Total 1,207
of Cleared Offense 268
Percent Cleared 22.2%

Group A Arrest Overview

Arrest Total 217
Adult Arrest Total 209
Juvenile Arrest Total 8

| Group A Offenses | Reported 2023 | Reported 2024 | % of Change | Crime Rate per 1,000 | Total Arrests | DV Offense Totals |
|----------------------------------|---------------|---------------|--------------|----------------------|---------------|-------------------|
| Murder | 0 | 0 | | 0.0 | 0 | 0 |
| Manslaughter | 1 | 0 | -100.0% | 0.0 | 0 | 0 |
| Rape | 8 | 7 | -12.5% | 0.6 | 2 | 5 |
| Sodomy | 4 | 1 | -75.0% | 0.1 | 0 | 0 |
| Sexual Assault w/Object | 0 | 0 | | 0.0 | 0 | 0 |
| Fondling | 3 | 3 | 0.0% | 0.2 | 0 | 0 |
| Aggravated Assault | 36 | 45 | 25.0% | 3.7 | 20 | 16 |
| Simple Assault | 109 | 133 | 22.0% | 11.0 | 59 | 72 |
| Intimidation | 25 | 38 | 52.0% | 3.1 | 5 | 7 |
| Kidnapping | 7 | 9 | 28.6% | 0.7 | 3 | 6 |
| Incest | 0 | 0 | | 0.0 | 0 | 0 |
| Statutory Rape | 1 | 0 | -100.0% | 0.0 | 0 | 0 |
| Human Trafficking Offenses | 0 | 0 | | 0.0 | 0 | 0 |
| Violation of No Contact/Protect. | 51 | 48 | -5.9% | 4.0 | 23 | 35 |
| Robbery | 9 | 5 | -44.4% | 0.4 | 2 | 1 |
| Burglary | 82 | 51 | -37.8% | 4.2 | 12 | 1 |
| Larceny-Theft Offenses | 391 | 373 | -4.6% | 30.9 | 39 | 12 |
| Motor Vehicle Theft | 69 | 48 | -30.4% | 4.0 | 2 | 1 |
| Arson | 0 | 0 | | 0.0 | 0 | 0 |
| Destruction of Property | 203 | 173 | -14.8% | 14.3 | 6 | 16 |
| Counterfeiting/Forgery | 20 | 20 | 0.0% | 1.7 | 0 | 1 |
| Fraud Offenses | 145 | 130 | -10.3% | 10.8 | 0 | 10 |
| Embezzlement | 2 | 2 | 0.0% | 0.2 | 0 | 0 |
| Extortion/Blackmail | 3 | 5 | 66.7% | 0.4 | 0 | 2 |
| Bribery | 0 | 0 | | 0.0 | 0 | 0 |
| Stolen Property Offenses | 41 | 33 | -19.5% | 2.7 | 10 | 0 |
| Animal Cruelty | 0 | 0 | | 0.0 | 0 | 0 |
| Drug/Narcotic Violations | 20 | 62 | 210.0% | 5.1 | 29 | 0 |
| Drug Equipment Violations | 1 | 7 | 600.0% | 0.6 | 0 | 0 |
| Gambling Offenses | 0 | 0 | | 0.0 | 0 | 0 |
| Pornography | 0 | 2 | | 0.2 | 0 | 0 |
| Prostitution Offenses | 0 | 0 | | 0.0 | 0 | 0 |
| Weapon Law Violations | 13 | 12 | -7.7% | 1.0 | 5 | 0 |
| Grand Total | 1,244 | 1,207 | -3.0% | 100.0 | 217 | 185 |

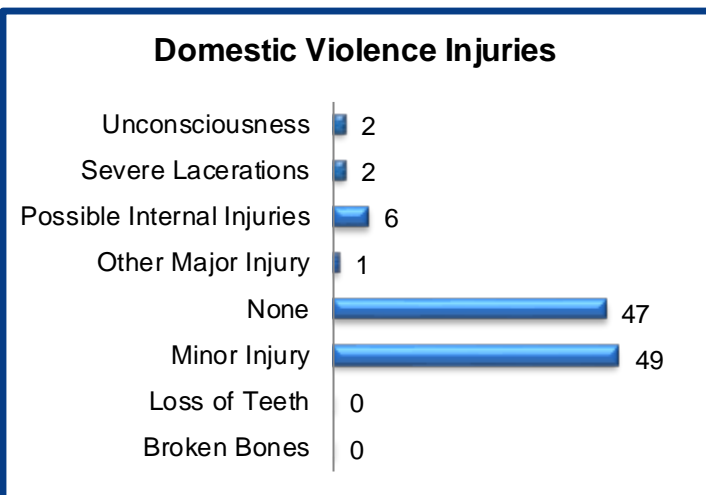
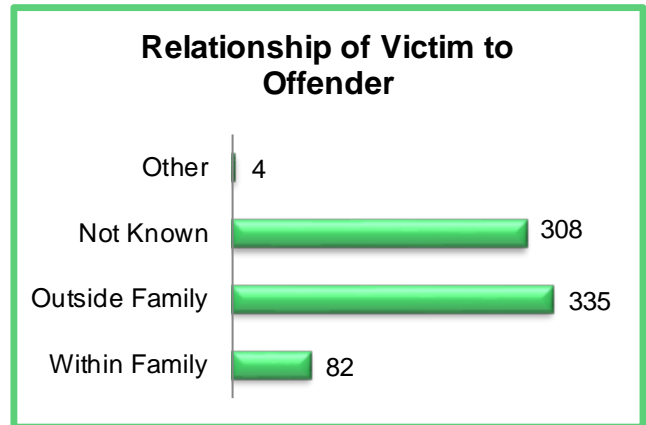
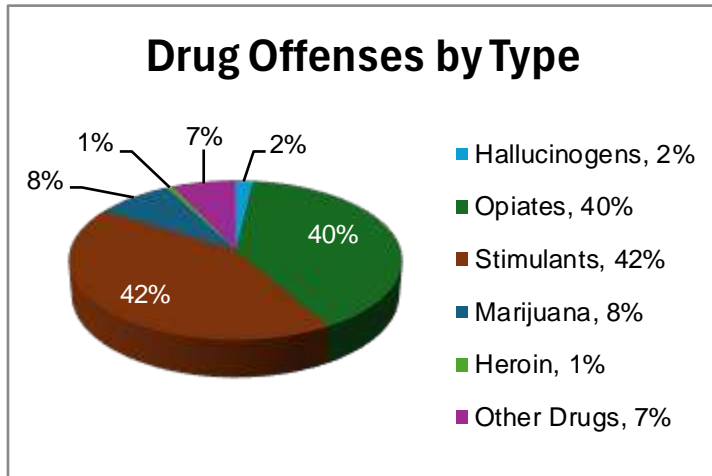
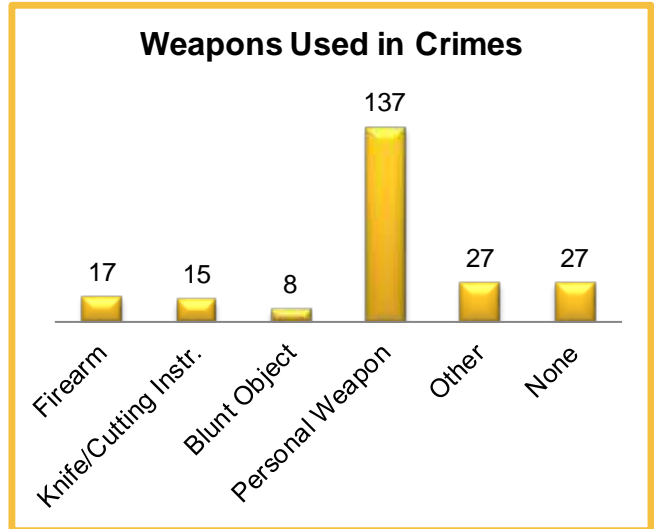
2024 Washington NIBRS Submission Agencies

Airway Heights PD

Continued

2024 Group B Arrests

| Offense | Adult | Juvenile |
|-----------------------|------------|----------|
| Bad Checks | 0 | 0 |
| Curfew/Vagrancy | 0 | 0 |
| Disorderly Conduct | 3 | 0 |
| Drunkenness | 0 | 0 |
| DUI | 16 | 0 |
| Family Offenses | 1 | 0 |
| Liquor Law Violations | 0 | 0 |
| Peeping Tom | 0 | 0 |
| Trespass | 61 | 0 |
| All Other Offenses | 25 | 0 |
| Total | 106 | 0 |



2024 Property Values by Type

| Type | Value |
|----------------------|-------------|
| Seized | \$23,172 |
| Burned | \$0 |
| Counterfeited/Forged | \$229,810 |
| Destroyed/Damaged | \$151,123 |
| Recovered | \$270,169 |
| Stolen | \$1,648,897 |

2024 Washington NIBRS Submission Agencies

Cheney PD

Spokane County

Population: 13,150
Months Reported: 12

Offense Overview

Offense Total 495
of Cleared Offense 189
Percent Cleared 38.2%

Group A Arrest Overview

Arrest Total 174
Adult Arrest Total 151
Juvenile Arrest Total 23

| Group A Offenses | Reported 2023 | Reported 2024 | % of Change | Crime Rate per 1,000 | Total Arrests | DV Offense Totals |
|----------------------------------|---------------|---------------|--------------|----------------------|---------------|-------------------|
| Murder | 0 | 0 | | 0.0 | 0 | 0 |
| Manslaughter | 0 | 0 | | 0.0 | 0 | 0 |
| Rape | 17 | 15 | -11.8% | 1.1 | 3 | 4 |
| Sodomy | 1 | 0 | -100.0% | 0.0 | 0 | 0 |
| Sexual Assault w/Object | 0 | 1 | | 0.1 | 0 | 1 |
| Fondling | 1 | 1 | 0.0% | 0.1 | 0 | 1 |
| Aggravated Assault | 19 | 26 | 36.8% | 2.0 | 16 | 15 |
| Simple Assault | 75 | 88 | 17.3% | 6.7 | 55 | 53 |
| Intimidation | 23 | 10 | -56.5% | 0.8 | 1 | 2 |
| Kidnapping | 0 | 1 | | 0.1 | 1 | 1 |
| Incest | 0 | 0 | | 0.0 | 0 | 0 |
| Statutory Rape | 0 | 0 | | 0.0 | 0 | 0 |
| Human Trafficking Offenses | 0 | 0 | | 0.0 | 0 | 0 |
| Violation of No Contact/Protect. | 31 | 45 | 45.2% | 3.4 | 41 | 37 |
| Robbery | 4 | 5 | 25.0% | 0.4 | 2 | 0 |
| Burglary | 40 | 25 | -37.5% | 1.9 | 11 | 3 |
| Larceny-Theft Offenses | 179 | 164 | -8.4% | 12.5 | 23 | 5 |
| Motor Vehicle Theft | 24 | 18 | -25.0% | 1.4 | 3 | 1 |
| Arson | 1 | 1 | 0.0% | 0.1 | 0 | 0 |
| Destruction of Property | 71 | 62 | -12.7% | 4.7 | 9 | 8 |
| Counterfeiting/Forgery | 3 | 6 | 100.0% | 0.5 | 0 | 0 |
| Fraud Offenses | 18 | 18 | 0.0% | 1.4 | 0 | 0 |
| Embezzlement | 0 | 0 | | 0.0 | 0 | 0 |
| Extortion/Blackmail | 2 | 1 | -50.0% | 0.1 | 0 | 0 |
| Bribery | 0 | 0 | | 0.0 | 0 | 0 |
| Stolen Property Offenses | 3 | 3 | 0.0% | 0.2 | 4 | 0 |
| Animal Cruelty | 0 | 0 | | 0.0 | 0 | 0 |
| Drug/Narcotic Violations | 6 | 3 | -50.0% | 0.2 | 3 | 0 |
| Drug Equipment Violations | 0 | 0 | | 0.0 | 0 | 0 |
| Gambling Offenses | 0 | 0 | | 0.0 | 0 | 0 |
| Pornography | 0 | 0 | | 0.0 | 0 | 0 |
| Prostitution Offenses | 0 | 0 | | 0.0 | 0 | 0 |
| Weapon Law Violations | 9 | 2 | -77.8% | 0.2 | 2 | 0 |
| Grand Total | 527 | 495 | -6.1% | 37.6 | 174 | 131 |

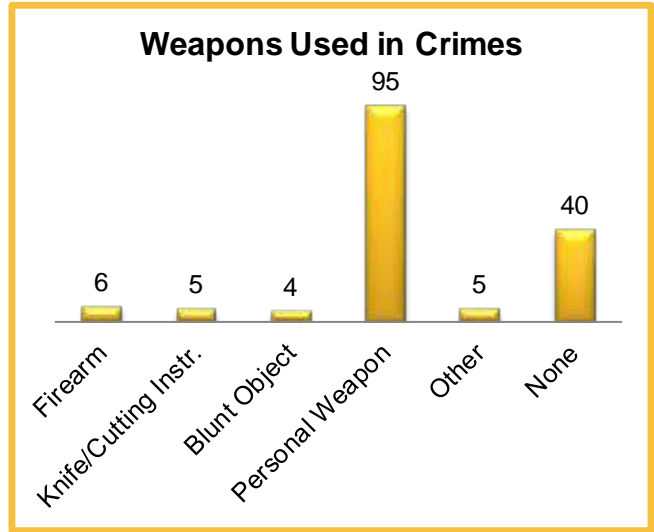
2024 Washington NIBRS Submission Agencies

Cheney PD

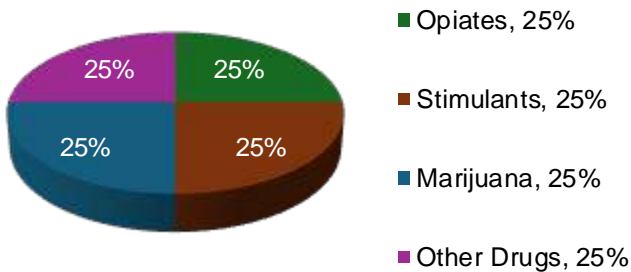
Continued

2024 Group B Arrests

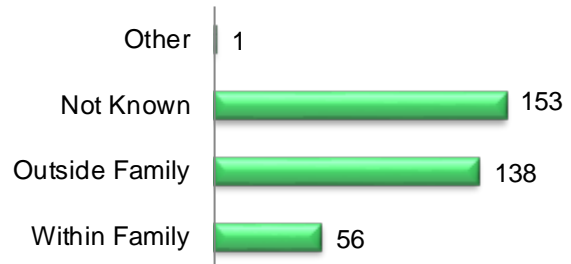
| Offense | Adult | Juvenile |
|-----------------------|-----------|----------|
| Bad Checks | 0 | 0 |
| Curfew/Vagrancy | 0 | 0 |
| Disorderly Conduct | 2 | 0 |
| Drunkenness | 0 | 0 |
| DUI | 58 | 0 |
| Family Offenses | 0 | 0 |
| Liquor Law Violations | 3 | 1 |
| Peeping Tom | 0 | 0 |
| Trespass | 1 | 0 |
| All Other Offenses | 4 | 0 |
| Total | 68 | 1 |



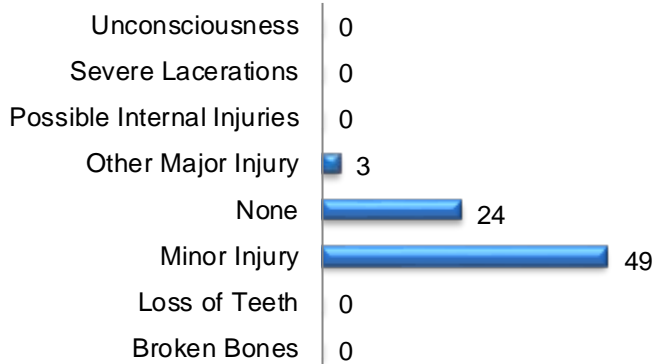
Drug Offenses by Type



Relationship of Victim to Offender



Domestic Violence Injuries



2024 Property Values by Type

| Type | Value |
|----------------------|-------------|
| Seized | \$20 |
| Burned | \$100 |
| Counterfeited/Forged | \$333 |
| Destroyed/Damaged | \$51,615 |
| Recovered | \$108,694 |
| Stolen | \$1,082,577 |

2024 Washington NIBRS Submission Agencies

Eastern WA University PD

Spokane County

Population: 0
Months Reported: 12

Offense Overview

Offense Total 58
of Cleared Offense 9
Percent Cleared 15.5%

Group A Arrest Overview

Arrest Total 5
Adult Arrest Total 5
Juvenile Arrest Total 0

| Group A Offenses | Reported 2023 | Reported 2024 | % of Change | Crime Rate per 1,000 | Total Arrests | DV Offense Totals |
|----------------------------------|---------------|---------------|---------------|----------------------|---------------|-------------------|
| Murder | 0 | 0 | | 0.0 | 0 | 0 |
| Manslaughter | 0 | 0 | | 0.0 | 0 | 0 |
| Rape | 0 | 1 | | 0.0 | 0 | 0 |
| Sodomy | 0 | 0 | | 0.0 | 0 | 0 |
| Sexual Assault w/Object | 0 | 0 | | 0.0 | 0 | 0 |
| Fondling | 0 | 0 | | 0.0 | 0 | 0 |
| Aggravated Assault | 1 | 3 | 200.0% | 0.0 | 0 | 1 |
| Simple Assault | 8 | 4 | -50.0% | 0.0 | 1 | 2 |
| Intimidation | 5 | 3 | -40.0% | 0.0 | 0 | 1 |
| Kidnapping | 0 | 0 | | 0.0 | 0 | 0 |
| Incest | 0 | 0 | | 0.0 | 0 | 0 |
| Statutory Rape | 0 | 0 | | 0.0 | 0 | 0 |
| Human Trafficking Offenses | 0 | 0 | | 0.0 | 0 | 0 |
| Violation of No Contact/Protect. | 3 | 1 | -66.7% | 0.0 | 0 | 1 |
| Robbery | 0 | 0 | | 0.0 | 0 | 0 |
| Burglary | 10 | 3 | -70.0% | 0.0 | 3 | 0 |
| Larceny-Theft Offenses | 21 | 12 | -42.9% | 0.0 | 0 | 0 |
| Motor Vehicle Theft | 3 | 1 | -66.7% | 0.0 | 0 | 0 |
| Arson | 0 | 0 | | 0.0 | 0 | 0 |
| Destruction of Property | 27 | 18 | -33.3% | 0.0 | 0 | 0 |
| Counterfeiting/Forgery | 1 | 1 | 0.0% | 0.0 | 0 | 0 |
| Fraud Offenses | 8 | 6 | -25.0% | 0.0 | 0 | 2 |
| Embezzlement | 0 | 0 | | 0.0 | 0 | 0 |
| Extortion/Blackmail | 0 | 1 | | 0.0 | 0 | 0 |
| Bribery | 0 | 0 | | 0.0 | 0 | 0 |
| Stolen Property Offenses | 0 | 2 | | 0.0 | 1 | 1 |
| Animal Cruelty | 0 | 0 | | 0.0 | 0 | 0 |
| Drug/Narcotic Violations | 5 | 2 | -60.0% | 0.0 | 0 | 0 |
| Drug Equipment Violations | 0 | 0 | | 0.0 | 0 | 0 |
| Gambling Offenses | 0 | 0 | | 0.0 | 0 | 0 |
| Pornography | 0 | 0 | | 0.0 | 0 | 0 |
| Prostitution Offenses | 0 | 0 | | 0.0 | 0 | 0 |
| Weapon Law Violations | 0 | 0 | | 0.0 | 0 | 0 |
| Grand Total | 92 | 58 | -37.0% | 0.0 | 5 | 8 |

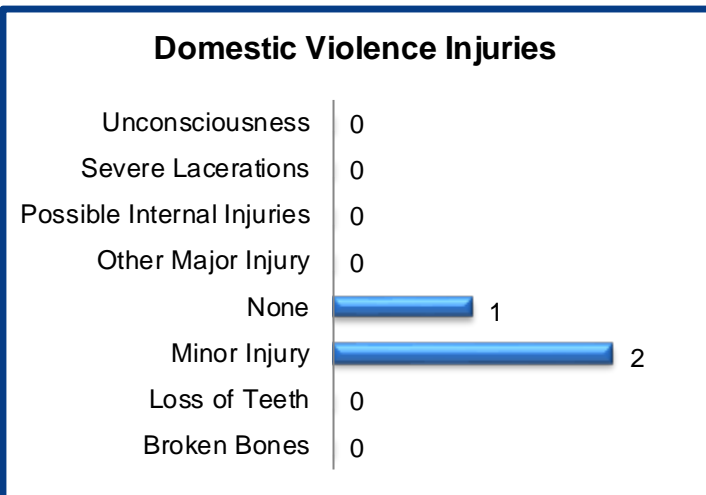
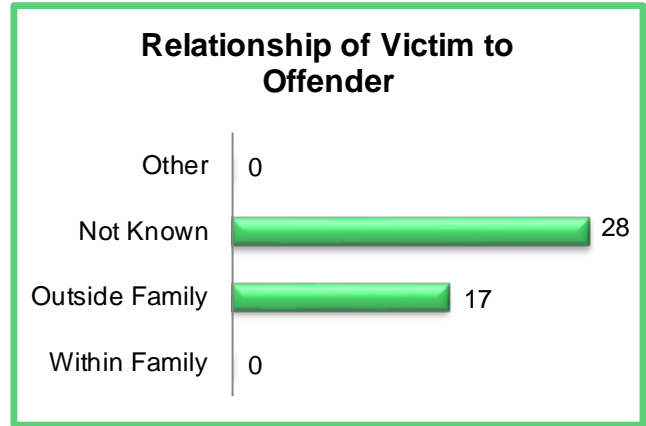
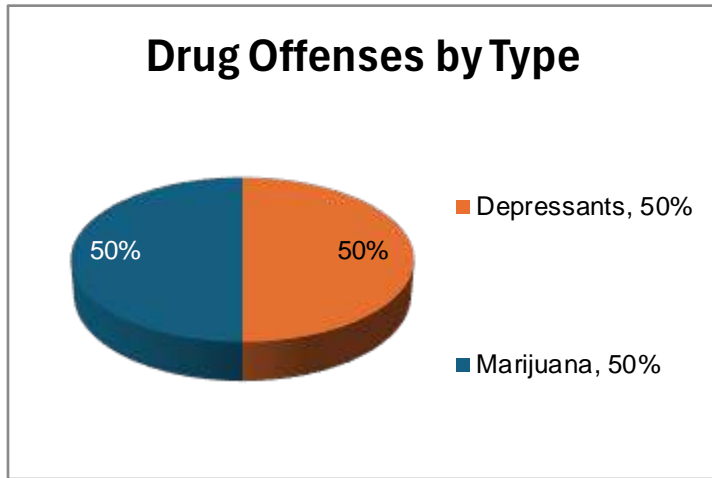
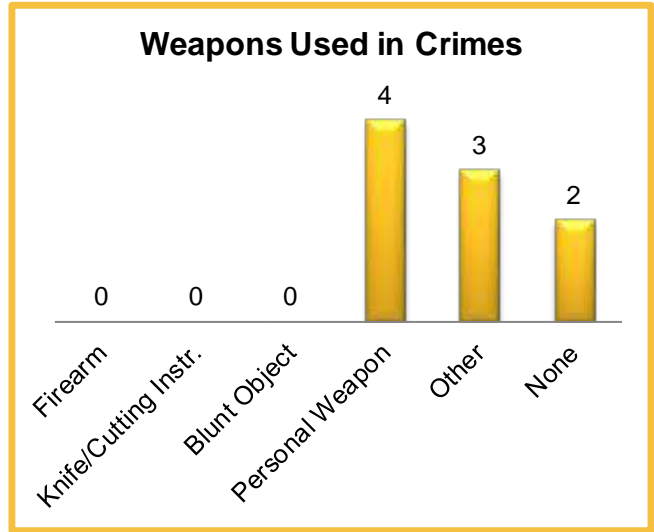
2024 Washington NIBRS Submission Agencies

Eastern WA University PD

Continued

2024 Group B Arrests

| Offense | Adult | Juvenile |
|-----------------------|----------|----------|
| Bad Checks | 0 | 0 |
| Curfew/Vagrancy | 0 | 0 |
| Disorderly Conduct | 0 | 0 |
| Drunkenness | 0 | 0 |
| DUI | 0 | 0 |
| Family Offenses | 0 | 0 |
| Liquor Law Violations | 0 | 0 |
| Peeping Tom | 0 | 0 |
| Trespass | 0 | 0 |
| All Other Offenses | 1 | 0 |
| Total | 1 | 0 |



2024 Property Values by Type

| Type | Value |
|----------------------|----------|
| Seized | \$0 |
| Burned | \$0 |
| Counterfeited/Forged | \$8,274 |
| Destroyed/Damaged | \$4,454 |
| Recovered | \$15 |
| Stolen | \$12,673 |

2024 Washington NIBRS Submission Agencies

Liberty Lake PD

Spokane County

Population: 13,870
Months Reported: 12

Offense Overview

Offense Total 598
of Cleared Offense 91
Percent Cleared 15.2%

Group A Arrest Overview

Arrest Total 66
Adult Arrest Total 63
Juvenile Arrest Total 3

| Group A Offenses | Reported 2023 | Reported 2024 | % of Change | Crime Rate per 1,000 | Total Arrests | DV Offense Totals |
|----------------------------------|---------------|---------------|---------------|----------------------|---------------|-------------------|
| Murder | 0 | 0 | | 0.0 | 0 | 0 |
| Manslaughter | 1 | 0 | -100.0% | 0.0 | 0 | 0 |
| Rape | 3 | 6 | 100.0% | 0.4 | 1 | 2 |
| Sodomy | 1 | 0 | -100.0% | 0.0 | 0 | 0 |
| Sexual Assault w/Object | 0 | 0 | | 0.0 | 0 | 0 |
| Fondling | 0 | 0 | | 0.0 | 0 | 0 |
| Aggravated Assault | 22 | 13 | -40.9% | 0.9 | 5 | 9 |
| Simple Assault | 68 | 71 | 4.4% | 5.1 | 17 | 33 |
| Intimidation | 29 | 26 | -10.3% | 1.9 | 2 | 9 |
| Kidnapping | 3 | 2 | -33.3% | 0.1 | 1 | 0 |
| Incest | 0 | 0 | | 0.0 | 0 | 0 |
| Statutory Rape | 0 | 0 | | 0.0 | 0 | 0 |
| Human Trafficking Offenses | 0 | 0 | | 0.0 | 0 | 0 |
| Violation of No Contact/Protect. | 9 | 17 | 88.9% | 1.2 | 7 | 17 |
| Robbery | 0 | 2 | | 0.1 | 1 | 0 |
| Burglary | 23 | 32 | 39.1% | 2.3 | 2 | 0 |
| Larceny-Theft Offenses | 186 | 167 | -10.2% | 12.0 | 15 | 3 |
| Motor Vehicle Theft | 21 | 14 | -33.3% | 1.0 | 0 | 0 |
| Arson | 0 | 1 | | 0.1 | 0 | 0 |
| Destruction of Property | 96 | 96 | 0.0% | 6.9 | 6 | 12 |
| Counterfeiting/Forgery | 15 | 12 | -20.0% | 0.9 | 1 | 0 |
| Fraud Offenses | 107 | 102 | -4.7% | 7.4 | 3 | 1 |
| Embezzlement | 2 | 0 | -100.0% | 0.0 | 0 | 0 |
| Extortion/Blackmail | 0 | 7 | | 0.5 | 0 | 0 |
| Bribery | 0 | 0 | | 0.0 | 0 | 0 |
| Stolen Property Offenses | 26 | 10 | -61.5% | 0.7 | 3 | 0 |
| Animal Cruelty | 1 | 1 | 0.0% | 0.1 | 0 | 0 |
| Drug/Narcotic Violations | 26 | 8 | -69.2% | 0.6 | 2 | 0 |
| Drug Equipment Violations | 23 | 6 | -73.9% | 0.4 | 0 | 0 |
| Gambling Offenses | 0 | 0 | | 0.0 | 0 | 0 |
| Pornography | 4 | 2 | -50.0% | 0.1 | 0 | 0 |
| Prostitution Offenses | 0 | 0 | | 0.0 | 0 | 0 |
| Weapon Law Violations | 7 | 3 | -57.1% | 0.2 | 0 | 0 |
| Grand Total | 673 | 598 | -11.1% | 43.1 | 66 | 86 |

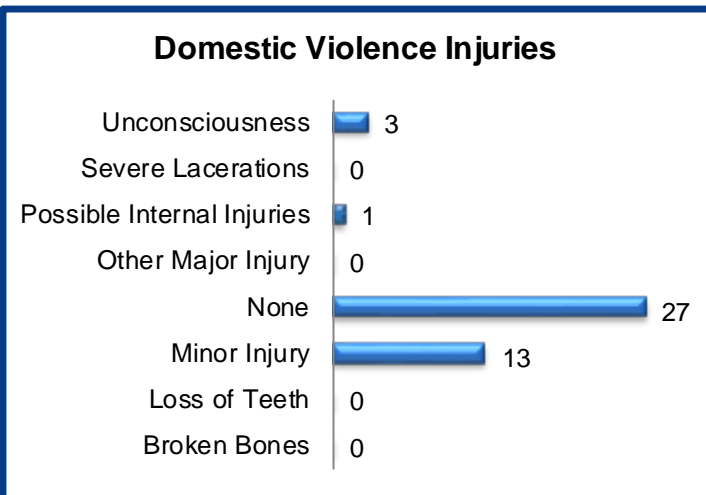
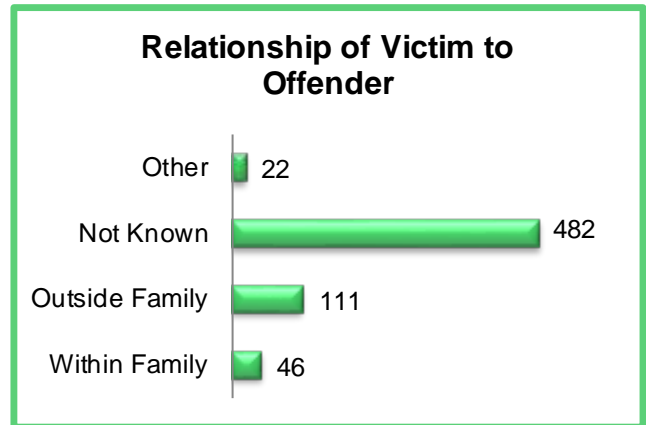
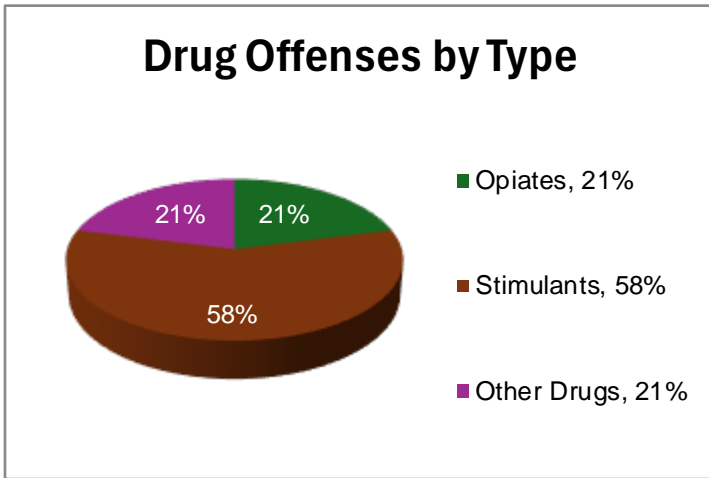
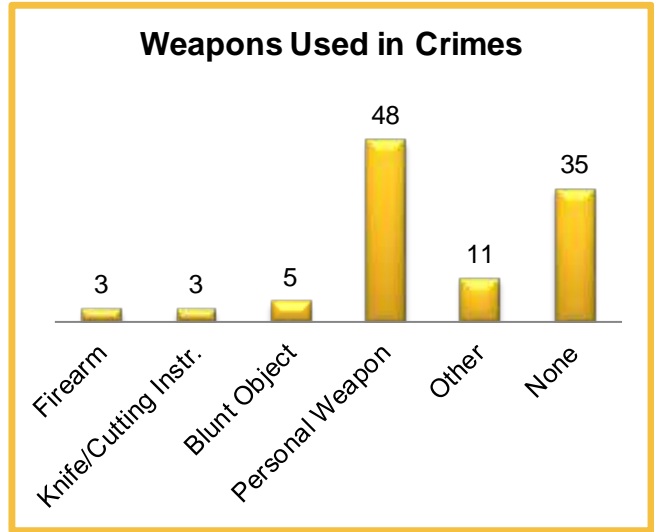
2024 Washington NIBRS Submission Agencies

Liberty Lake PD

Continued

2024 Group B Arrests

| Offense | Adult | Juvenile |
|-----------------------|-----------|----------|
| Bad Checks | 0 | 0 |
| Curfew/Vagrancy | 0 | 0 |
| Disorderly Conduct | 1 | 0 |
| Drunkenness | 0 | 0 |
| DUI | 18 | 0 |
| Family Offenses | 0 | 0 |
| Liquor Law Violations | 0 | 0 |
| Peeping Tom | 0 | 0 |
| Trespass | 2 | 0 |
| All Other Offenses | 9 | 0 |
| Total | 30 | 0 |



2024 Property Values by Type

| Type | Value |
|----------------------|-----------|
| Seized | \$0 |
| Burned | \$0 |
| Counterfeited/Forged | \$13,006 |
| Destroyed/Damaged | \$62,595 |
| Recovered | \$41,947 |
| Stolen | \$672,423 |

2024 Washington NIBRS Submission Agencies

Spokane PD

Spokane County

Population: 233,000
Months Reported: 12

Offense Overview

Offense Total 29,216
of Cleared Offense 4,502
Percent Cleared 15.4%

Group A Arrest Overview

Arrest Total 3,687
Adult Arrest Total 3,435
Juvenile Arrest Total 252

| Group A Offenses | Reported 2023 | Reported 2024 | % of Change | Crime Rate per 1,000 | Total Arrests | DV Offense Totals |
|----------------------------------|---------------|---------------|--------------|----------------------|---------------|-------------------|
| Murder | 18 | 16 | -11.1% | 0.1 | 17 | 5 |
| Manslaughter | 4 | 6 | 50.0% | 0.0 | 2 | 0 |
| Rape | 191 | 163 | -14.7% | 0.7 | 8 | 35 |
| Sodomy | 23 | 14 | -39.1% | 0.1 | 0 | 5 |
| Sexual Assault w/Object | 2 | 0 | -100.0% | 0.0 | 0 | 0 |
| Fondling | 97 | 82 | -15.5% | 0.4 | 5 | 23 |
| Aggravated Assault | 1,101 | 1,038 | -5.7% | 4.5 | 408 | 354 |
| Simple Assault | 3,368 | 3,301 | -2.0% | 14.2 | 879 | 1,641 |
| Intimidation | 1,427 | 1,727 | 21.0% | 7.4 | 109 | 426 |
| Kidnapping | 96 | 86 | -10.4% | 0.4 | 24 | 42 |
| Incest | 0 | 0 | | 0.0 | 0 | 0 |
| Statutory Rape | 17 | 2 | -88.2% | 0.0 | 0 | 1 |
| Human Trafficking Offenses | 6 | 4 | -33.3% | 0.0 | 0 | 1 |
| Violation of No Contact/Protect. | 938 | 965 | 2.9% | 4.1 | 312 | 803 |
| Robbery | 339 | 336 | -0.9% | 1.4 | 129 | 22 |
| Burglary | 1,998 | 1,516 | -24.1% | 6.5 | 282 | 90 |
| Larceny-Theft Offenses | 9,390 | 8,735 | -7.0% | 37.5 | 507 | 247 |
| Motor Vehicle Theft | 1,655 | 1,241 | -25.0% | 5.3 | 68 | 23 |
| Arson | 89 | 129 | 44.9% | 0.6 | 16 | 13 |
| Destruction of Property | 5,939 | 5,122 | -13.8% | 22.0 | 220 | 510 |
| Counterfeiting/Forgery | 264 | 254 | -3.8% | 1.1 | 8 | 9 |
| Fraud Offenses | 2,331 | 2,737 | 17.4% | 11.7 | 37 | 106 |
| Embezzlement | 23 | 8 | -65.2% | 0.0 | 0 | 0 |
| Extortion/Blackmail | 82 | 140 | 70.7% | 0.6 | 0 | 4 |
| Bribery | 0 | 1 | | 0.0 | 0 | 0 |
| Stolen Property Offenses | 363 | 320 | -11.8% | 1.4 | 163 | 8 |
| Animal Cruelty | 5 | 14 | 180.0% | 0.1 | 4 | 0 |
| Drug/Narcotic Violations | 468 | 764 | 63.2% | 3.3 | 363 | 0 |
| Drug Equipment Violations | 48 | 105 | 118.8% | 0.5 | 2 | 0 |
| Gambling Offenses | 0 | 0 | | 0.0 | 0 | 0 |
| Pornography | 56 | 57 | 1.8% | 0.2 | 2 | 0 |
| Prostitution Offenses | 11 | 3 | -72.7% | 0.0 | 1 | 0 |
| Weapon Law Violations | 353 | 330 | -6.5% | 1.4 | 121 | 0 |
| Grand Total | 30,702 | 29,216 | -4.8% | 125.4 | 3,687 | 4,368 |

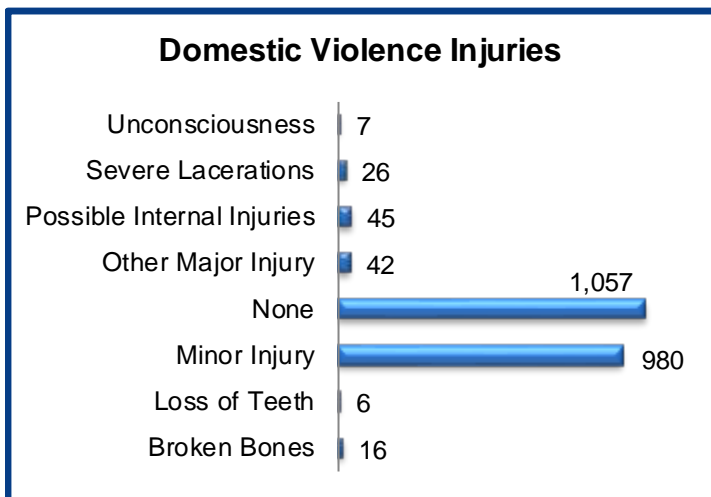
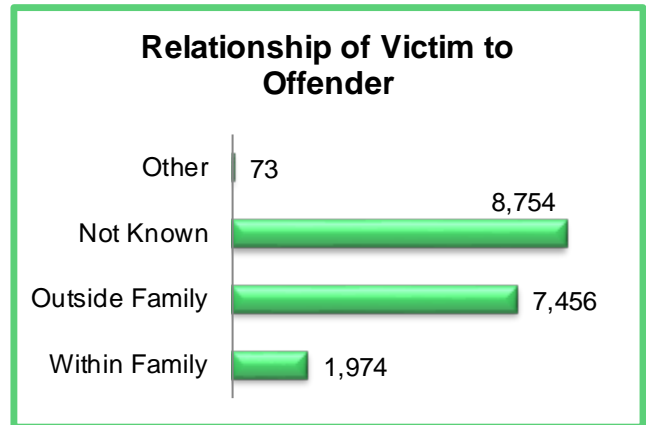
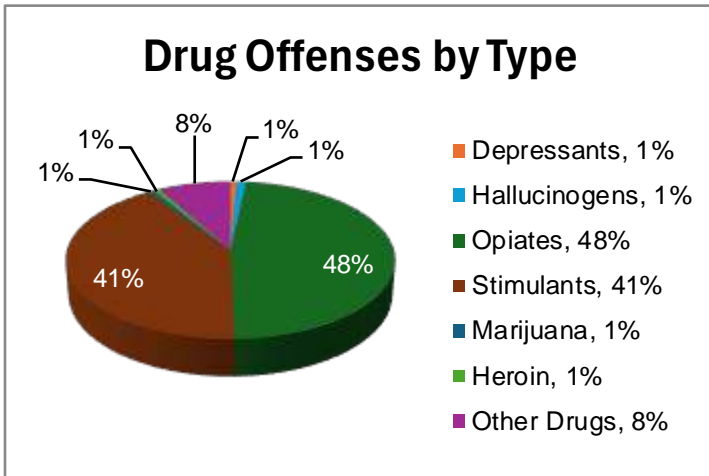
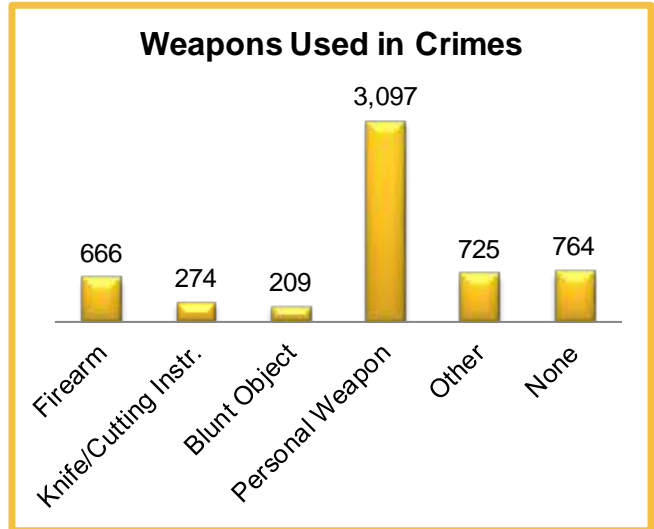
2024 Washington NIBRS Submission Agencies

Spokane PD

Continued

2024 Group B Arrests

| Offense | Adult | Juvenile |
|-----------------------|--------------|-----------|
| Bad Checks | 0 | 0 |
| Curfew/Vagrancy | 0 | 0 |
| Disorderly Conduct | 59 | 2 |
| Drunkenness | 0 | 0 |
| DUI | 442 | 7 |
| Family Offenses | 0 | 0 |
| Liquor Law Violations | 4 | 6 |
| Peeping Tom | 0 | 0 |
| Trespass | 418 | 14 |
| All Other Offenses | 437 | 12 |
| Total | 1,360 | 41 |



2024 Property Values by Type

| Type | Value |
|----------------------|--------------|
| Seized | \$8,623 |
| Burned | \$331,155 |
| Counterfeited/Forged | \$1,100,861 |
| Destroyed/Damaged | \$3,972,306 |
| Recovered | \$1,240,514 |
| Stolen | \$20,358,207 |

2024 Washington NIBRS Submission Agencies

Spokane Valley PD

Spokane County

Population: 108,800
Months Reported: 12

Offense Overview

Offense Total 8,876
of Cleared Offense 2,151
Percent Cleared 24.2%

Group A Arrest Overview

Arrest Total 1,752
Adult Arrest Total 1,591
Juvenile Arrest Total 161

| Group A Offenses | Reported 2023 | Reported 2024 | % of Change | Crime Rate per 1,000 | Total Arrests | DV Offense Totals |
|----------------------------------|---------------|---------------|--------------|----------------------|---------------|-------------------|
| Murder | 3 | 1 | -66.7% | 0.0 | 3 | 1 |
| Manslaughter | 1 | 0 | -100.0% | 0.0 | 1 | 0 |
| Rape | 50 | 25 | -50.0% | 0.2 | 3 | 6 |
| Sodomy | 7 | 1 | -85.7% | 0.0 | 1 | 1 |
| Sexual Assault w/Object | 10 | 4 | -60.0% | 0.0 | 0 | 1 |
| Fondling | 18 | 13 | -27.8% | 0.1 | 1 | 2 |
| Aggravated Assault | 220 | 206 | -6.4% | 1.9 | 135 | 128 |
| Simple Assault | 719 | 736 | 2.4% | 6.8 | 430 | 401 |
| Intimidation | 365 | 329 | -9.9% | 3.0 | 40 | 61 |
| Kidnapping | 49 | 17 | -65.3% | 0.2 | 6 | 10 |
| Incest | 0 | 0 | | 0.0 | 0 | 0 |
| Statutory Rape | 1 | 0 | -100.0% | 0.0 | 1 | 0 |
| Human Trafficking Offenses | 3 | 0 | -100.0% | 0.0 | 0 | 0 |
| Violation of No Contact/Protect. | 257 | 244 | -5.1% | 2.2 | 122 | 224 |
| Robbery | 62 | 41 | -33.9% | 0.4 | 28 | 5 |
| Burglary | 608 | 616 | 1.3% | 5.7 | 140 | 29 |
| Larceny-Theft Offenses | 2,839 | 2,977 | 4.9% | 27.4 | 378 | 80 |
| Motor Vehicle Theft | 454 | 333 | -26.7% | 3.1 | 13 | 4 |
| Arson | 14 | 13 | -7.1% | 0.1 | 2 | 1 |
| Destruction of Property | 1,640 | 1,550 | -5.5% | 14.2 | 155 | 229 |
| Counterfeiting/Forgery | 127 | 106 | -16.5% | 1.0 | 8 | 1 |
| Fraud Offenses | 997 | 1,094 | 9.7% | 10.1 | 29 | 41 |
| Embezzlement | 14 | 20 | 42.9% | 0.2 | 0 | 0 |
| Extortion/Blackmail | 50 | 78 | 56.0% | 0.7 | 0 | 1 |
| Bribery | 0 | 1 | | 0.0 | 0 | 1 |
| Stolen Property Offenses | 135 | 74 | -45.2% | 0.7 | 36 | 5 |
| Animal Cruelty | 3 | 1 | -66.7% | 0.0 | 1 | 0 |
| Drug/Narcotic Violations | 195 | 263 | 34.9% | 2.4 | 189 | 0 |
| Drug Equipment Violations | 21 | 46 | 119.0% | 0.4 | 1 | 0 |
| Gambling Offenses | 0 | 0 | | 0.0 | 0 | 0 |
| Pornography | 19 | 20 | 5.3% | 0.2 | 1 | 0 |
| Prostitution Offenses | 1 | 0 | -100.0% | 0.0 | 0 | 0 |
| Weapon Law Violations | 81 | 67 | -17.3% | 0.6 | 28 | 0 |
| Grand Total | 8,963 | 8,876 | -1.0% | 81.6 | 1,752 | 1,232 |

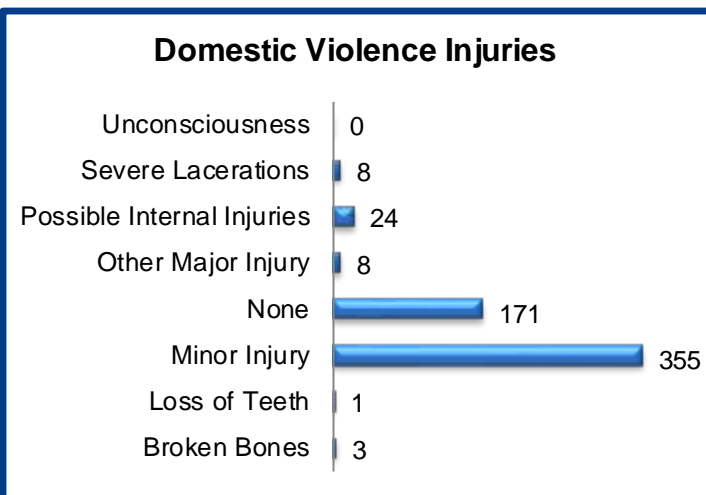
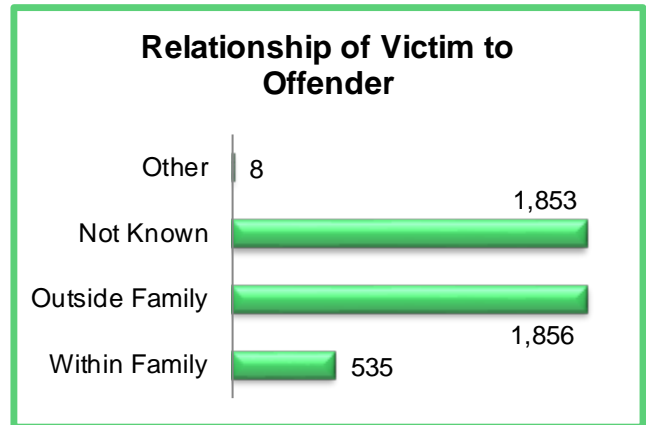
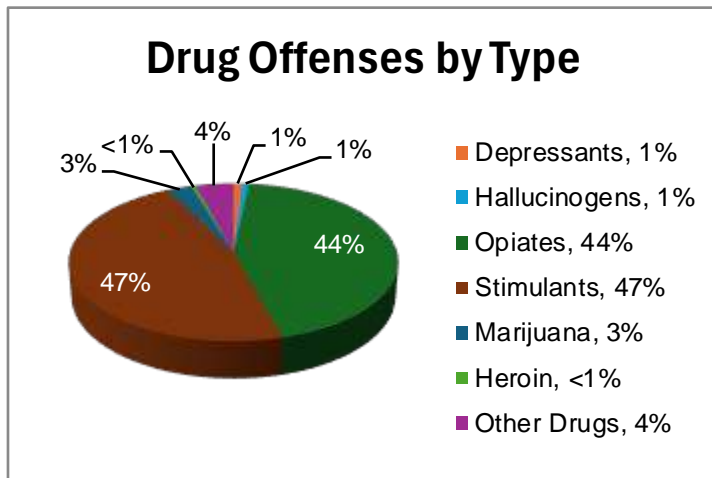
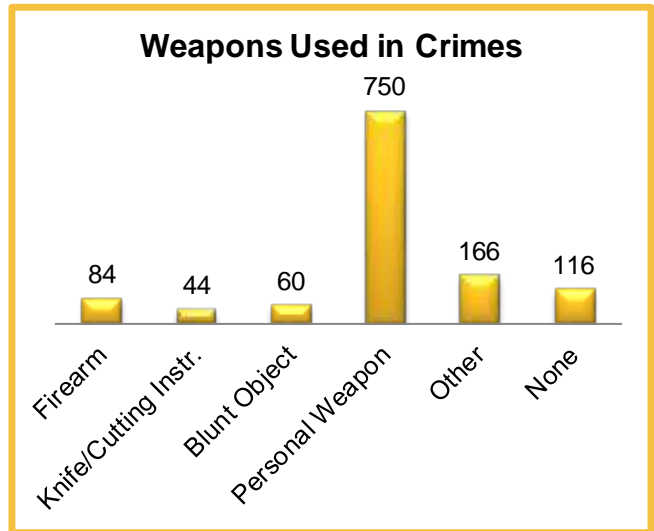
2024 Washington NIBRS Submission Agencies

Spokane Valley PD

Continued

2024 Group B Arrests

| Offense | Adult | Juvenile |
|-----------------------|------------|----------|
| Bad Checks | 0 | 0 |
| Curfew/Vagrancy | 0 | 0 |
| Disorderly Conduct | 18 | 2 |
| Drunkenness | 0 | 0 |
| DUI | 187 | 3 |
| Family Offenses | 3 | 0 |
| Liquor Law Violations | 0 | 0 |
| Peeping Tom | 0 | 0 |
| Trespass | 105 | 1 |
| All Other Offenses | 177 | 1 |
| Total | 490 | 7 |



2024 Property Values by Type

| Type | Value |
|----------------------|-------------|
| Seized | \$4,196 |
| Burned | \$45,760 |
| Counterfeited/Forged | \$308,513 |
| Destroyed/Damaged | \$1,466,315 |
| Recovered | \$1,526,253 |
| Stolen | \$9,518,340 |

2024 Washington NIBRS Submission Agencies

Stevens SO

Stevens County

Population: 38,410
Months Reported: 12

Offense Overview

Offense Total 963
of Cleared Offense 339
Percent Cleared 35.2%

Group A Arrest Overview

Arrest Total 268
Adult Arrest Total 268
Juvenile Arrest Total 0

| Group A Offenses | Reported 2023 | Reported 2024 | % of Change | Crime Rate per 1,000 | Total Arrests | DV Offense Totals |
|----------------------------------|---------------|---------------|-------------|----------------------|---------------|-------------------|
| Murder | 1 | 4 | 300.0% | 0.1 | 1 | 0 |
| Manslaughter | 0 | 0 | | 0.0 | 0 | 0 |
| Rape | 2 | 8 | 300.0% | 0.2 | 6 | 0 |
| Sodomy | 1 | 0 | -100.0% | 0.0 | 0 | 0 |
| Sexual Assault w/Object | 0 | 0 | | 0.0 | 0 | 0 |
| Fondling | 15 | 15 | 0.0% | 0.4 | 8 | 2 |
| Aggravated Assault | 42 | 41 | -2.4% | 1.1 | 31 | 29 |
| Simple Assault | 203 | 204 | 0.5% | 5.3 | 82 | 145 |
| Intimidation | 47 | 55 | 17.0% | 1.4 | 1 | 20 |
| Kidnapping | 4 | 7 | 75.0% | 0.2 | 3 | 6 |
| Incest | 1 | 0 | -100.0% | 0.0 | 0 | 0 |
| Statutory Rape | 0 | 0 | | 0.0 | 0 | 0 |
| Human Trafficking Offenses | 0 | 0 | | 0.0 | 0 | 0 |
| Violation of No Contact/Protect. | 88 | 93 | 5.7% | 2.4 | 17 | 44 |
| Robbery | 0 | 4 | | 0.1 | 5 | 0 |
| Burglary | 102 | 78 | -23.5% | 2.0 | 23 | 9 |
| Larceny-Theft Offenses | 152 | 143 | -5.9% | 3.7 | 17 | 3 |
| Motor Vehicle Theft | 40 | 37 | -7.5% | 1.0 | 2 | 0 |
| Arson | 2 | 4 | 100.0% | 0.1 | 1 | 0 |
| Destruction of Property | 114 | 130 | 14.0% | 3.4 | 15 | 33 |
| Counterfeiting/Forgery | 2 | 12 | 500.0% | 0.3 | 9 | 0 |
| Fraud Offenses | 26 | 27 | 3.8% | 0.7 | 0 | 0 |
| Embezzlement | 0 | 0 | | 0.0 | 0 | 0 |
| Extortion/Blackmail | 0 | 0 | | 0.0 | 0 | 0 |
| Bribery | 0 | 0 | | 0.0 | 0 | 0 |
| Stolen Property Offenses | 5 | 13 | 160.0% | 0.3 | 11 | 0 |
| Animal Cruelty | 0 | 0 | | 0.0 | 0 | 0 |
| Drug/Narcotic Violations | 48 | 58 | 20.8% | 1.5 | 25 | 0 |
| Drug Equipment Violations | 2 | 3 | 50.0% | 0.1 | 0 | 0 |
| Gambling Offenses | 0 | 0 | | 0.0 | 0 | 0 |
| Pornography | 7 | 9 | 28.6% | 0.2 | 0 | 0 |
| Prostitution Offenses | 0 | 0 | | 0.0 | 0 | 0 |
| Weapon Law Violations | 17 | 18 | 5.9% | 0.5 | 11 | 0 |
| Grand Total | 921 | 963 | 4.6% | 25.1 | 268 | 291 |

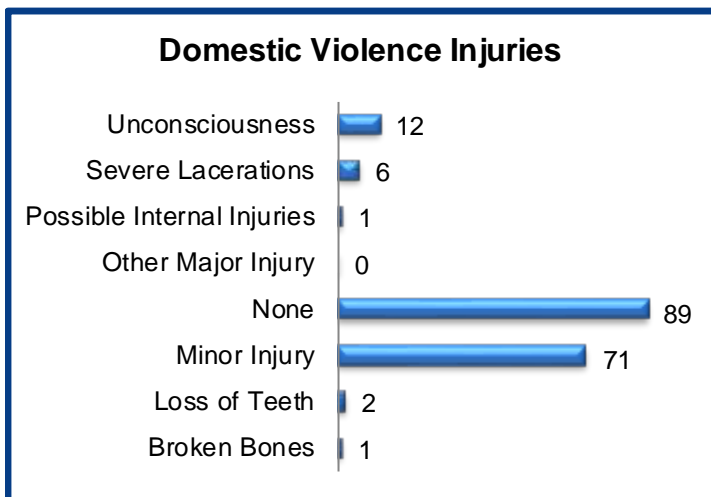
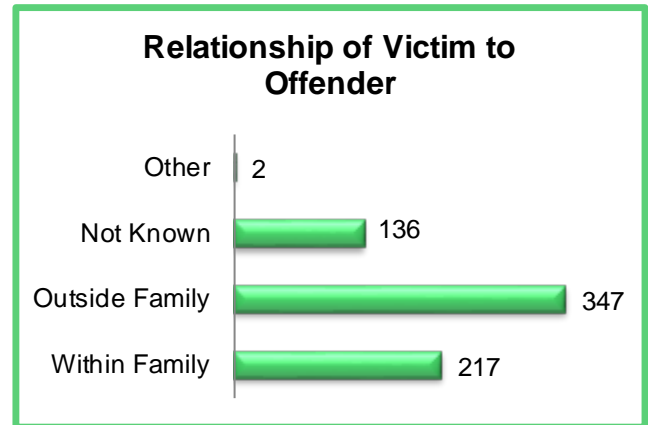
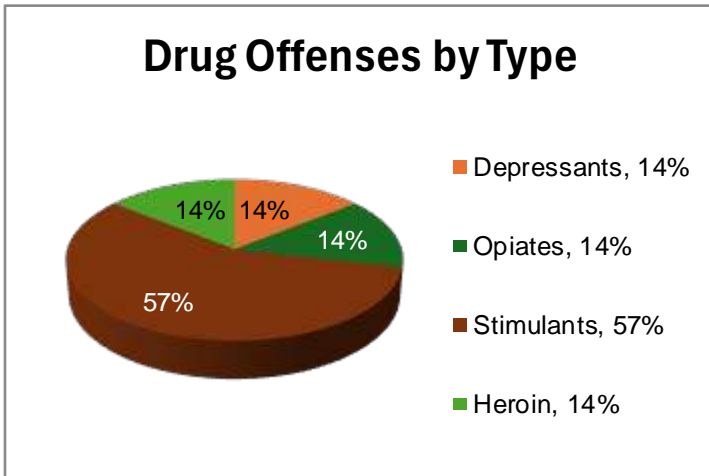
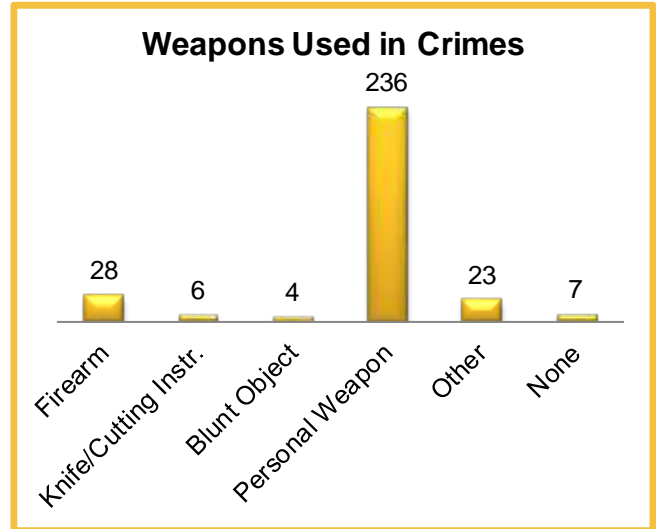
2024 Washington NIBRS Submission Agencies

Stevens SO

Continued

2024 Group B Arrests

| Offense | Adult | Juvenile |
|-----------------------|------------|----------|
| Bad Checks | 0 | 0 |
| Curfew/Vagrancy | 0 | 0 |
| Disorderly Conduct | 10 | 0 |
| Drunkenness | 0 | 0 |
| DUI | 36 | 0 |
| Family Offenses | 0 | 0 |
| Liquor Law Violations | 4 | 0 |
| Peeping Tom | 0 | 0 |
| Trespass | 8 | 0 |
| All Other Offenses | 93 | 0 |
| Total | 151 | 0 |



2024 Property Values by Type

| Type | Value |
|----------------------|-------------|
| Seized | \$5,300 |
| Burned | \$11,500 |
| Counterfeited/Forged | \$14,209 |
| Destroyed/Damaged | \$128,393 |
| Recovered | \$160,775 |
| Stolen | \$1,121,875 |

2024 Washington NIBRS Submission Agencies

Colville PD

Stevens County

Population: 4,955
Months Reported: 12

Offense Overview

Offense Total 105
of Cleared Offense 30
Percent Cleared 28.6%

Group A Arrest Overview

Arrest Total 23
Adult Arrest Total 23
Juvenile Arrest Total 0

| Group A Offenses | Reported 2023 | Reported 2024 | % of Change | Crime Rate per 1,000 | Total Arrests | DV Offense Totals |
|----------------------------------|---------------|---------------|--------------|----------------------|---------------|-------------------|
| Murder | 1 | 0 | -100.0% | 0.0 | 0 | 0 |
| Manslaughter | 0 | 0 | | 0.0 | 0 | 0 |
| Rape | 0 | 2 | | 0.4 | 0 | 0 |
| Sodomy | 0 | 0 | | 0.0 | 0 | 0 |
| Sexual Assault w/Object | 0 | 0 | | 0.0 | 0 | 0 |
| Fondling | 0 | 0 | | 0.0 | 0 | 0 |
| Aggravated Assault | 1 | 0 | -100.0% | 0.0 | 2 | 0 |
| Simple Assault | 20 | 36 | 80.0% | 7.3 | 12 | 8 |
| Intimidation | 11 | 11 | 0.0% | 2.2 | 0 | 0 |
| Kidnapping | 0 | 1 | | 0.2 | 0 | 0 |
| Incest | 0 | 0 | | 0.0 | 0 | 0 |
| Statutory Rape | 0 | 0 | | 0.0 | 0 | 0 |
| Human Trafficking Offenses | 0 | 0 | | 0.0 | 0 | 0 |
| Violation of No Contact/Protect. | 16 | 10 | -37.5% | 2.0 | 3 | 2 |
| Robbery | 0 | 0 | | 0.0 | 0 | 0 |
| Burglary | 6 | 10 | 66.7% | 2.0 | 4 | 1 |
| Larceny-Theft Offenses | 11 | 9 | -18.2% | 1.8 | 1 | 0 |
| Motor Vehicle Theft | 7 | 6 | -14.3% | 1.2 | 1 | 0 |
| Arson | 0 | 0 | | 0.0 | 0 | 0 |
| Destruction of Property | 13 | 11 | -15.4% | 2.2 | 0 | 0 |
| Counterfeiting/Forgery | 0 | 1 | | 0.2 | 0 | 0 |
| Fraud Offenses | 5 | 5 | 0.0% | 1.0 | 0 | 0 |
| Embezzlement | 0 | 0 | | 0.0 | 0 | 0 |
| Extortion/Blackmail | 0 | 0 | | 0.0 | 0 | 0 |
| Bribery | 0 | 0 | | 0.0 | 0 | 0 |
| Stolen Property Offenses | 0 | 2 | | 0.4 | 0 | 0 |
| Animal Cruelty | 0 | 0 | | 0.0 | 0 | 0 |
| Drug/Narcotic Violations | 0 | 1 | | 0.2 | 0 | 0 |
| Drug Equipment Violations | 0 | 0 | | 0.0 | 0 | 0 |
| Gambling Offenses | 0 | 0 | | 0.0 | 0 | 0 |
| Pornography | 0 | 0 | | 0.0 | 0 | 0 |
| Prostitution Offenses | 0 | 0 | | 0.0 | 0 | 0 |
| Weapon Law Violations | 0 | 0 | | 0.0 | 0 | 0 |
| Grand Total | 91 | 105 | 15.4% | 21.2 | 23 | 11 |

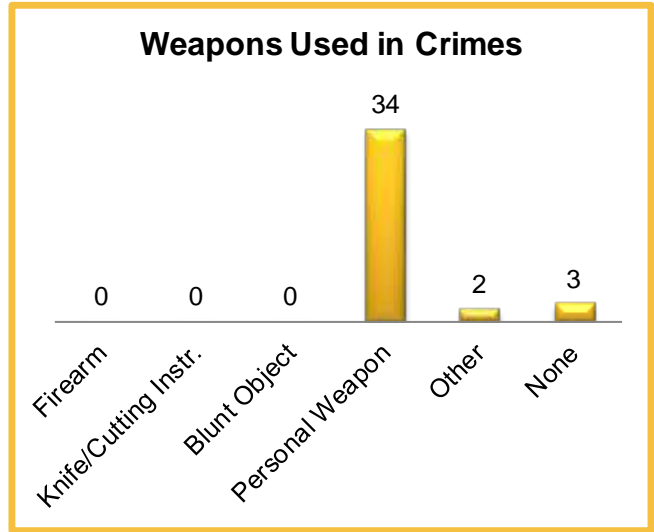
2024 Washington NIBRS Submission Agencies

Colville PD

Continued

2024 Group B Arrests

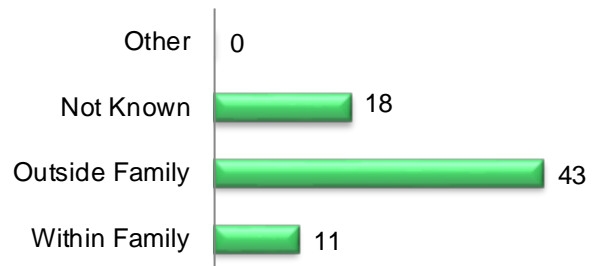
| Offense | Adult | Juvenile |
|-----------------------|----------|----------|
| Bad Checks | 0 | 0 |
| Curfew/Vagrancy | 0 | 0 |
| Disorderly Conduct | 0 | 0 |
| Drunkenness | 0 | 0 |
| DUI | 1 | 0 |
| Family Offenses | 0 | 0 |
| Liquor Law Violations | 0 | 0 |
| Peeping Tom | 0 | 0 |
| Trespass | 0 | 0 |
| All Other Offenses | 1 | 0 |
| Total | 2 | 0 |



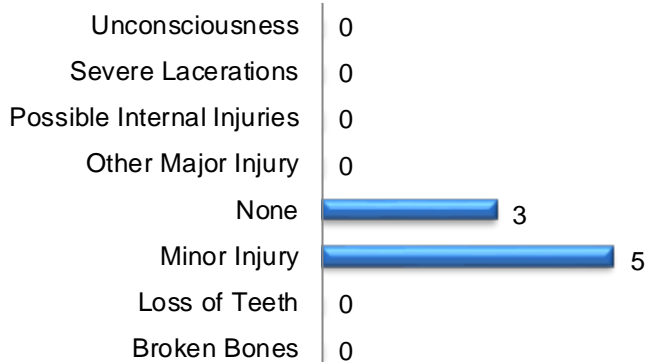
Drug Offenses by Type

No Drug Offenses by Type Reported

Relationship of Victim to Offender



Domestic Violence Injuries



2024 Property Values by Type

| Type | Value |
|----------------------|----------|
| Seized | \$0 |
| Burned | \$0 |
| Counterfeited/Forged | \$20 |
| Destroyed/Damaged | \$3,675 |
| Recovered | \$50,202 |
| Stolen | \$80,951 |

2024 Washington NIBRS Submission Agencies

Kettle Falls PD

Stevens County

Population: 1,640
Months Reported: 12

Offense Overview

Offense Total 46
of Cleared Offense 10
Percent Cleared 21.7%

Group A Arrest Overview

Arrest Total 10
Adult Arrest Total 10
Juvenile Arrest Total 0

| Group A Offenses | Reported 2023 | Reported 2024 | % of Change | Crime Rate per 1,000 | Total Arrests | DV Offense Totals |
|----------------------------------|---------------|---------------|---------------|----------------------|---------------|-------------------|
| Murder | 0 | 0 | | 0.0 | 0 | 0 |
| Manslaughter | 0 | 0 | | 0.0 | 0 | 0 |
| Rape | 0 | 0 | | 0.0 | 0 | 0 |
| Sodomy | 0 | 0 | | 0.0 | 0 | 0 |
| Sexual Assault w/Object | 0 | 0 | | 0.0 | 0 | 0 |
| Fondling | 0 | 0 | | 0.0 | 0 | 0 |
| Aggravated Assault | 2 | 3 | 50.0% | 1.8 | 2 | 2 |
| Simple Assault | 12 | 10 | -16.7% | 6.1 | 5 | 3 |
| Intimidation | 0 | 0 | | 0.0 | 0 | 0 |
| Kidnapping | 0 | 0 | | 0.0 | 0 | 0 |
| Incest | 0 | 0 | | 0.0 | 0 | 0 |
| Statutory Rape | 0 | 0 | | 0.0 | 0 | 0 |
| Human Trafficking Offenses | 0 | 0 | | 0.0 | 0 | 0 |
| Violation of No Contact/Protect. | 3 | 2 | -33.3% | 1.2 | 0 | 1 |
| Robbery | 0 | 1 | | 0.6 | 1 | 0 |
| Burglary | 3 | 5 | 66.7% | 3.0 | 2 | 0 |
| Larceny-Theft Offenses | 16 | 13 | -18.8% | 7.9 | 0 | 0 |
| Motor Vehicle Theft | 6 | 0 | -100.0% | 0.0 | 0 | 0 |
| Arson | 0 | 0 | | 0.0 | 0 | 0 |
| Destruction of Property | 6 | 5 | -16.7% | 3.0 | 0 | 1 |
| Counterfeiting/Forgery | 0 | 0 | | 0.0 | 0 | 0 |
| Fraud Offenses | 2 | 4 | 100.0% | 2.4 | 0 | 0 |
| Embezzlement | 0 | 0 | | 0.0 | 0 | 0 |
| Extortion/Blackmail | 0 | 0 | | 0.0 | 0 | 0 |
| Bribery | 0 | 0 | | 0.0 | 0 | 0 |
| Stolen Property Offenses | 1 | 1 | 0.0% | 0.6 | 0 | 0 |
| Animal Cruelty | 0 | 0 | | 0.0 | 0 | 0 |
| Drug/Narcotic Violations | 1 | 1 | 0.0% | 0.6 | 0 | 0 |
| Drug Equipment Violations | 0 | 0 | | 0.0 | 0 | 0 |
| Gambling Offenses | 0 | 0 | | 0.0 | 0 | 0 |
| Pornography | 0 | 0 | | 0.0 | 0 | 0 |
| Prostitution Offenses | 0 | 0 | | 0.0 | 0 | 0 |
| Weapon Law Violations | 0 | 1 | | 0.6 | 0 | 0 |
| Grand Total | 52 | 46 | -11.5% | 28.0 | 10 | 7 |

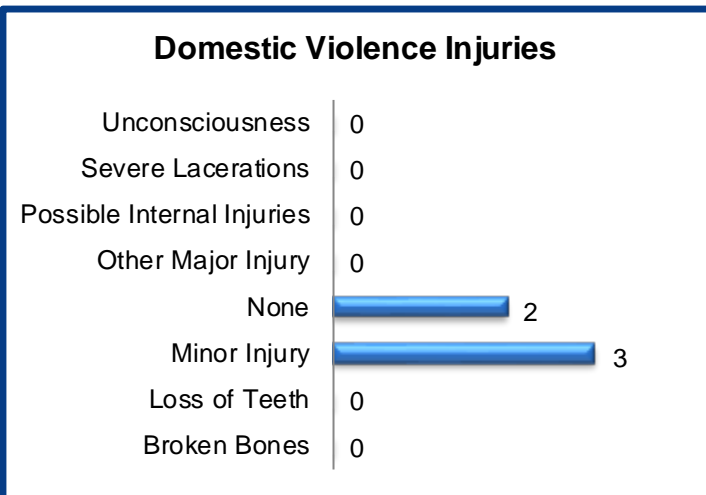
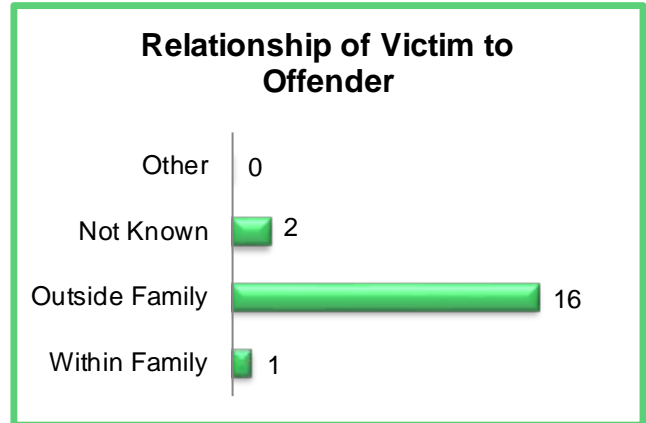
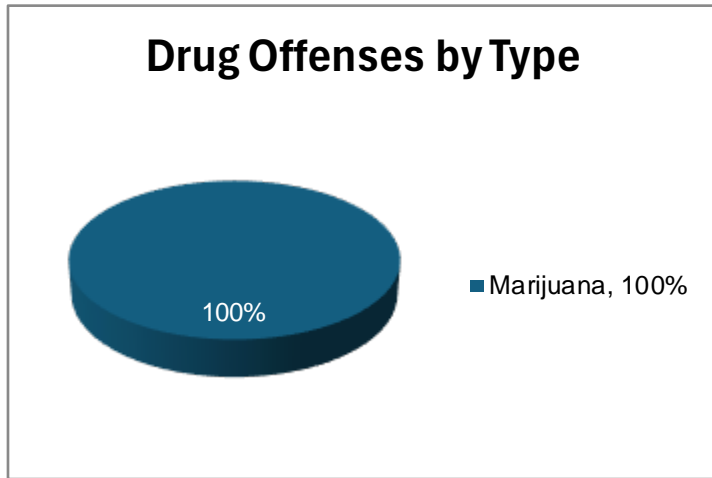
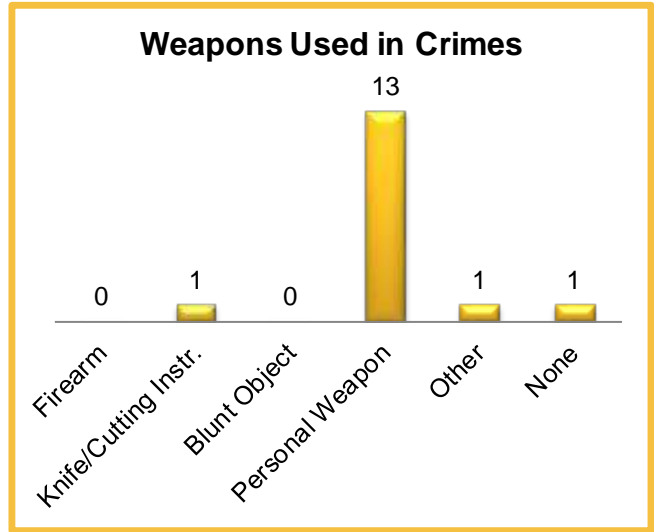
2024 Washington NIBRS Submission Agencies

Kettle Falls PD

Continued

2024 Group B Arrests

| Offense | Adult | Juvenile |
|-----------------------|----------|----------|
| Bad Checks | 0 | 0 |
| Curfew/Vagrancy | 0 | 0 |
| Disorderly Conduct | 0 | 0 |
| Drunkenness | 0 | 0 |
| DUI | 3 | 0 |
| Family Offenses | 0 | 0 |
| Liquor Law Violations | 0 | 0 |
| Peeping Tom | 0 | 0 |
| Trespass | 1 | 0 |
| All Other Offenses | 1 | 1 |
| Total | 5 | 1 |



2024 Property Values by Type

| Type | Value |
|----------------------|-----------|
| Seized | \$0 |
| Burned | \$0 |
| Counterfeited/Forged | \$0 |
| Destroyed/Damaged | \$3,075 |
| Recovered | \$0 |
| Stolen | \$240,561 |

2024 Washington NIBRS Submission Agencies

Spokane Tribal PD

Stevens County

Population: 0
Months Reported: 12

Offense Overview

Offense Total 264
of Cleared Offense 5
Percent Cleared 1.9%

Group A Arrest Overview

Arrest Total 0
Adult Arrest Total 0
Juvenile Arrest Total 0

| Group A Offenses | Reported 2023 | Reported 2024 | % of Change | Crime Rate per 1,000 | Total Arrests | DV Offense Totals |
|----------------------------------|---------------|---------------|-------------|----------------------|---------------|-------------------|
| Murder | 0 | 0 | | 0.0 | 0 | 0 |
| Manslaughter | 0 | 0 | | 0.0 | 0 | 0 |
| Rape | 3 | 1 | -66.7% | 0.0 | 0 | 1 |
| Sodomy | 0 | 0 | | 0.0 | 0 | 0 |
| Sexual Assault w/Object | 0 | 0 | | 0.0 | 0 | 0 |
| Fondling | 0 | 0 | | 0.0 | 0 | 0 |
| Aggravated Assault | 6 | 7 | 16.7% | 0.0 | 0 | 5 |
| Simple Assault | 32 | 27 | -15.6% | 0.0 | 0 | 21 |
| Intimidation | 5 | 11 | 120.0% | 0.0 | 0 | 2 |
| Kidnapping | 0 | 0 | | 0.0 | 0 | 0 |
| Incest | 0 | 0 | | 0.0 | 0 | 0 |
| Statutory Rape | 0 | 1 | | 0.0 | 0 | 0 |
| Human Trafficking Offenses | 0 | 0 | | 0.0 | 0 | 0 |
| Violation of No Contact/Protect. | 3 | 11 | 266.7% | 0.0 | 0 | 5 |
| Robbery | 1 | 0 | -100.0% | 0.0 | 0 | 0 |
| Burglary | 5 | 6 | 20.0% | 0.0 | 0 | 0 |
| Larceny-Theft Offenses | 40 | 18 | -55.0% | 0.0 | 0 | 2 |
| Motor Vehicle Theft | 9 | 12 | 33.3% | 0.0 | 0 | 3 |
| Arson | 2 | 1 | -50.0% | 0.0 | 0 | 0 |
| Destruction of Property | 29 | 33 | 13.8% | 0.0 | 0 | 10 |
| Counterfeiting/Forgery | 13 | 9 | -30.8% | 0.0 | 0 | 0 |
| Fraud Offenses | 0 | 2 | | 0.0 | 0 | 0 |
| Embezzlement | 0 | 2 | | 0.0 | 0 | 0 |
| Extortion/Blackmail | 0 | 0 | | 0.0 | 0 | 0 |
| Bribery | 0 | 0 | | 0.0 | 0 | 0 |
| Stolen Property Offenses | 0 | 0 | | 0.0 | 0 | 0 |
| Animal Cruelty | 0 | 0 | | 0.0 | 0 | 0 |
| Drug/Narcotic Violations | 47 | 63 | 34.0% | 0.0 | 0 | 0 |
| Drug Equipment Violations | 54 | 55 | 1.9% | 0.0 | 0 | 0 |
| Gambling Offenses | 0 | 0 | | 0.0 | 0 | 0 |
| Pornography | 0 | 1 | | 0.0 | 0 | 0 |
| Prostitution Offenses | 0 | 0 | | 0.0 | 0 | 0 |
| Weapon Law Violations | 2 | 4 | 100.0% | 0.0 | 0 | 0 |
| Grand Total | 251 | 264 | 5.2% | 0.0 | 0 | 49 |

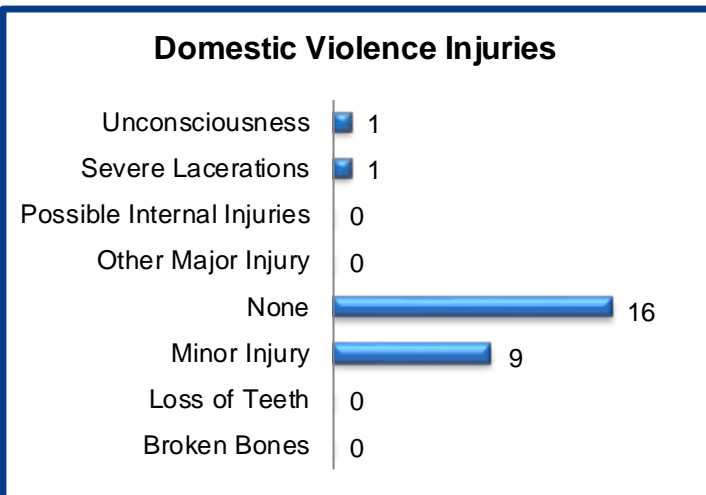
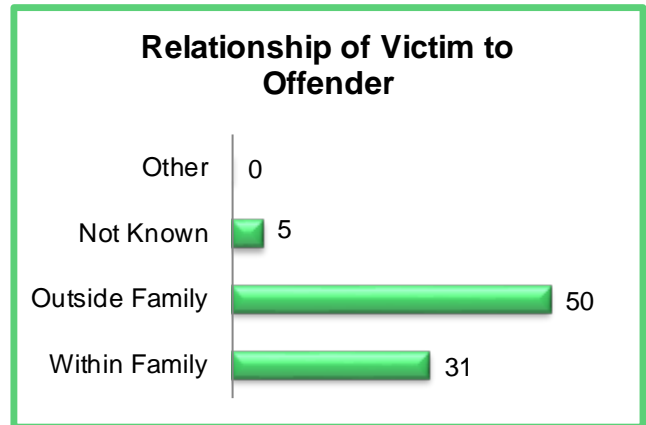
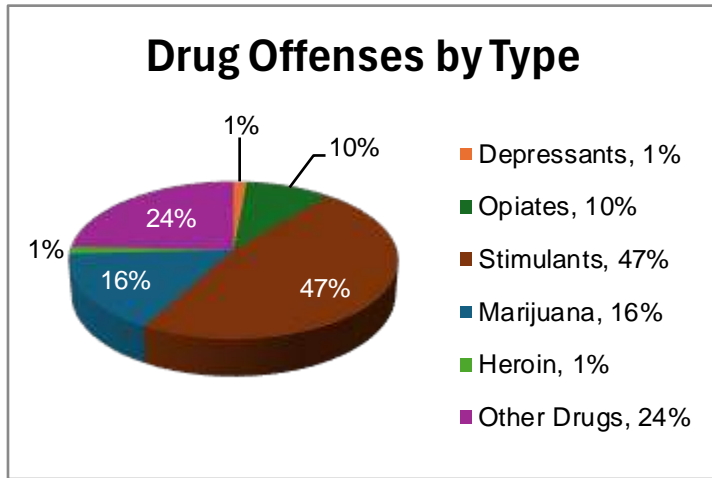
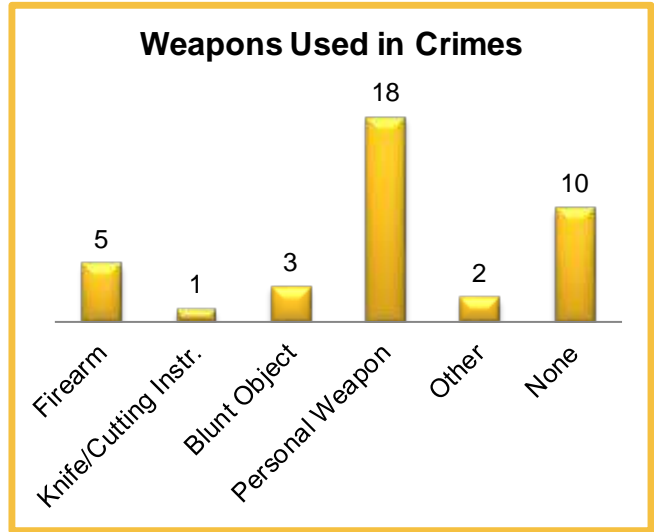
2024 Washington NIBRS Submission Agencies

Spokane Tribal PD

Continued

2024 Group B Arrests

| Offense | Adult | Juvenile |
|-----------------------|----------|----------|
| Bad Checks | 0 | 0 |
| Curfew/Vagrancy | 0 | 0 |
| Disorderly Conduct | 0 | 0 |
| Drunkenness | 0 | 0 |
| DUI | 0 | 0 |
| Family Offenses | 0 | 0 |
| Liquor Law Violations | 0 | 0 |
| Peeping Tom | 0 | 0 |
| Trespass | 0 | 0 |
| All Other Offenses | 0 | 0 |
| Total | 0 | 0 |



2024 Property Values by Type

| Type | Value |
|----------------------|-----------|
| Seized | \$106 |
| Burned | \$1,200 |
| Counterfeited/Forged | \$311 |
| Destroyed/Damaged | \$30,284 |
| Recovered | \$32,359 |
| Stolen | \$180,279 |

2024 Washington NIBRS Submission Agencies

Thurston SO

Thurston County

Population: 148,300
Months Reported: 12

Offense Overview

Offense Total 2,983
of Cleared Offense 1,014
Percent Cleared 34.0%

Group A Arrest Overview

Arrest Total 757
Adult Arrest Total 704
Juvenile Arrest Total 53

| Group A Offenses | Reported 2023 | Reported 2024 | % of Change | Crime Rate per 1,000 | Total Arrests | DV Offense Totals |
|----------------------------------|---------------|---------------|---------------|----------------------|---------------|-------------------|
| Murder | 5 | 3 | -40.0% | 0.0 | 3 | 0 |
| Manslaughter | 4 | 1 | -75.0% | 0.0 | 1 | 0 |
| Rape | 17 | 7 | -58.8% | 0.0 | 1 | 0 |
| Sodomy | 18 | 12 | -33.3% | 0.1 | 2 | 0 |
| Sexual Assault w/Object | 0 | 0 | | 0.0 | 0 | 0 |
| Fondling | 32 | 18 | -43.8% | 0.1 | 0 | 2 |
| Aggravated Assault | 186 | 175 | -5.9% | 1.2 | 109 | 48 |
| Simple Assault | 442 | 455 | 2.9% | 3.1 | 260 | 311 |
| Intimidation | 114 | 124 | 8.8% | 0.8 | 41 | 36 |
| Kidnapping | 38 | 15 | -60.5% | 0.1 | 1 | 7 |
| Incest | 0 | 1 | | 0.0 | 0 | 0 |
| Statutory Rape | 6 | 7 | 16.7% | 0.0 | 2 | 1 |
| Human Trafficking Offenses | 0 | 0 | | 0.0 | 0 | 0 |
| Violation of No Contact/Protect. | 291 | 211 | -27.5% | 1.4 | 76 | 133 |
| Robbery | 27 | 13 | -51.9% | 0.1 | 6 | 1 |
| Burglary | 373 | 288 | -22.8% | 1.9 | 59 | 22 |
| Larceny-Theft Offenses | 873 | 605 | -30.7% | 4.1 | 35 | 4 |
| Motor Vehicle Theft | 246 | 166 | -32.5% | 1.1 | 32 | 0 |
| Arson | 17 | 6 | -64.7% | 0.0 | 5 | 1 |
| Destruction of Property | 535 | 403 | -24.7% | 2.7 | 40 | 84 |
| Counterfeiting/Forgery | 81 | 80 | -1.2% | 0.5 | 0 | 0 |
| Fraud Offenses | 281 | 193 | -31.3% | 1.3 | 18 | 1 |
| Embezzlement | 0 | 0 | | 0.0 | 0 | 0 |
| Extortion/Blackmail | 6 | 5 | -16.7% | 0.0 | 0 | 0 |
| Bribery | 1 | 0 | -100.0% | 0.0 | 0 | 0 |
| Stolen Property Offenses | 29 | 28 | -3.4% | 0.2 | 4 | 0 |
| Animal Cruelty | 9 | 15 | 66.7% | 0.1 | 3 | 0 |
| Drug/Narcotic Violations | 55 | 61 | 10.9% | 0.4 | 30 | 0 |
| Drug Equipment Violations | 16 | 32 | 100.0% | 0.2 | 10 | 0 |
| Gambling Offenses | 0 | 0 | | 0.0 | 0 | 0 |
| Pornography | 8 | 6 | -25.0% | 0.0 | 0 | 0 |
| Prostitution Offenses | 0 | 0 | | 0.0 | 0 | 0 |
| Weapon Law Violations | 40 | 53 | 32.5% | 0.4 | 19 | 0 |
| Grand Total | 3,750 | 2,983 | -20.5% | 20.1 | 757 | 651 |

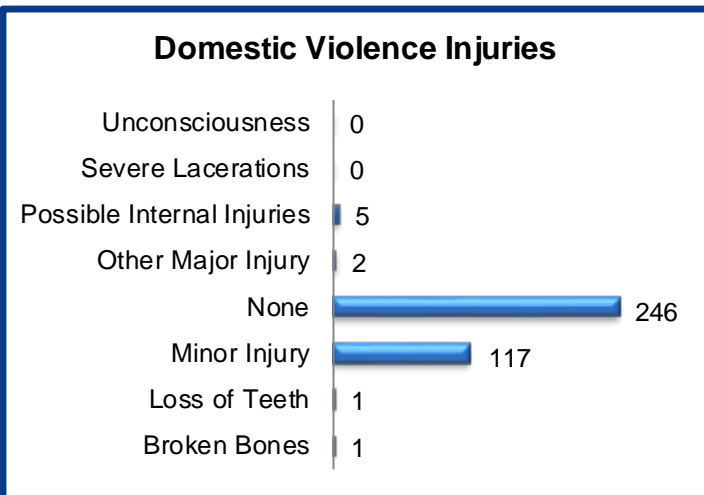
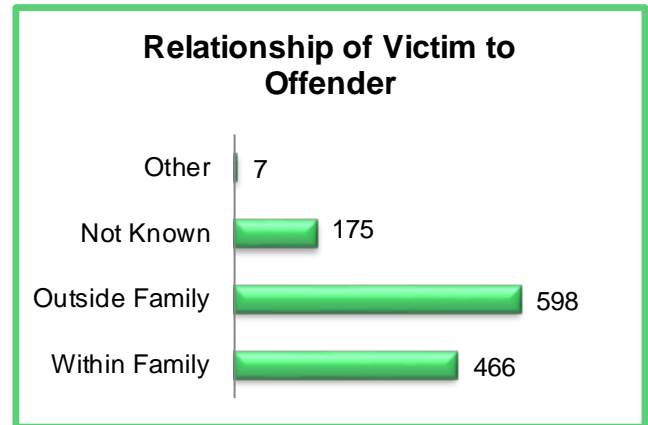
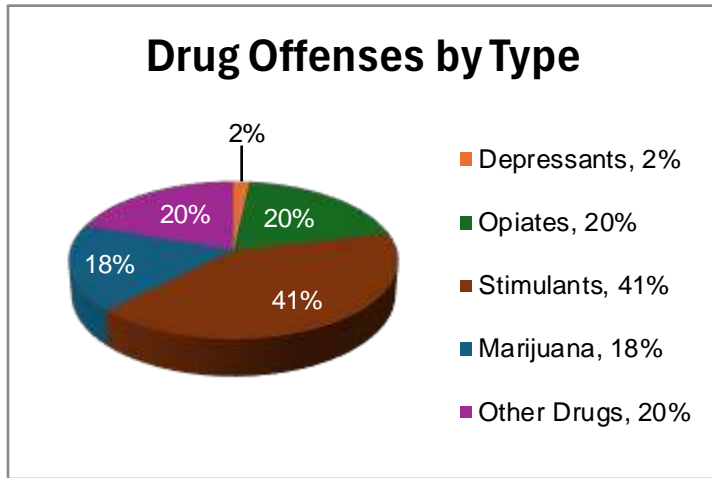
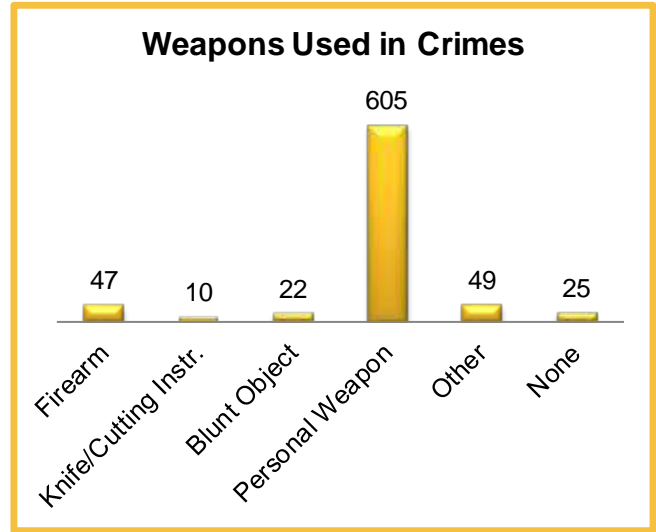
2024 Washington NIBRS Submission Agencies

Thurston SO

Continued

2024 Group B Arrests

| Offense | Adult | Juvenile |
|-----------------------|------------|----------|
| Bad Checks | 0 | 0 |
| Curfew/Vagrancy | 0 | 0 |
| Disorderly Conduct | 1 | 0 |
| Drunkenness | 0 | 0 |
| DUI | 171 | 2 |
| Family Offenses | 0 | 0 |
| Liquor Law Violations | 2 | 1 |
| Peeping Tom | 0 | 0 |
| Trespass | 12 | 0 |
| All Other Offenses | 88 | 1 |
| Total | 274 | 4 |



2024 Property Values by Type

| Type | Value |
|----------------------|-------------|
| Seized | \$23,499 |
| Burned | \$300,002 |
| Counterfeited/Forged | \$130,775 |
| Destroyed/Damaged | \$680,640 |
| Recovered | \$635,434 |
| Stolen | \$5,252,573 |

2024 Washington NIBRS Submission Agencies

Lacey PD

Thurston County

Population: 60,210
Months Reported: 12

Offense Overview

Offense Total 3,035
of Cleared Offense 1,041
Percent Cleared 34.3%

Group A Arrest Overview

Arrest Total 919
Adult Arrest Total 876
Juvenile Arrest Total 43

| Group A Offenses | Reported 2023 | Reported 2024 | % of Change | Crime Rate per 1,000 | Total Arrests | DV Offense Totals |
|----------------------------------|---------------|---------------|--------------|----------------------|---------------|-------------------|
| Murder | 2 | 2 | 0.0% | 0.0 | 1 | 2 |
| Manslaughter | 1 | 0 | -100.0% | 0.0 | 0 | 0 |
| Rape | 22 | 11 | -50.0% | 0.2 | 2 | 4 |
| Sodomy | 1 | 1 | 0.0% | 0.0 | 0 | 1 |
| Sexual Assault w/Object | 1 | 0 | -100.0% | 0.0 | 0 | 0 |
| Fondling | 29 | 37 | 27.6% | 0.6 | 1 | 7 |
| Aggravated Assault | 70 | 81 | 15.7% | 1.3 | 52 | 35 |
| Simple Assault | 299 | 341 | 14.0% | 5.7 | 187 | 207 |
| Intimidation | 68 | 85 | 25.0% | 1.4 | 29 | 28 |
| Kidnapping | 18 | 7 | -61.1% | 0.1 | 5 | 4 |
| Incest | 0 | 0 | | 0.0 | 0 | 0 |
| Statutory Rape | 2 | 3 | 50.0% | 0.0 | 1 | 0 |
| Human Trafficking Offenses | 0 | 0 | | 0.0 | 0 | 0 |
| Violation of No Contact/Protect. | 147 | 149 | 1.4% | 2.5 | 61 | 99 |
| Robbery | 23 | 20 | -13.0% | 0.3 | 13 | 1 |
| Burglary | 291 | 215 | -26.1% | 3.6 | 42 | 13 |
| Larceny-Theft Offenses | 1,266 | 1,137 | -10.2% | 18.9 | 381 | 5 |
| Motor Vehicle Theft | 231 | 118 | -48.9% | 2.0 | 3 | 2 |
| Arson | 7 | 4 | -42.9% | 0.1 | 0 | 0 |
| Destruction of Property | 524 | 422 | -19.5% | 7.0 | 48 | 26 |
| Counterfeiting/Forgery | 20 | 30 | 50.0% | 0.5 | 5 | 0 |
| Fraud Offenses | 214 | 220 | 2.8% | 3.7 | 6 | 0 |
| Embezzlement | 0 | 1 | | 0.0 | 0 | 0 |
| Extortion/Blackmail | 4 | 2 | -50.0% | 0.0 | 0 | 0 |
| Bribery | 0 | 0 | | 0.0 | 0 | 0 |
| Stolen Property Offenses | 40 | 15 | -62.5% | 0.2 | 9 | 0 |
| Animal Cruelty | 1 | 1 | 0.0% | 0.0 | 0 | 0 |
| Drug/Narcotic Violations | 39 | 96 | 146.2% | 1.6 | 60 | 0 |
| Drug Equipment Violations | 0 | 6 | | 0.1 | 2 | 0 |
| Gambling Offenses | 0 | 0 | | 0.0 | 0 | 0 |
| Pornography | 6 | 5 | -16.7% | 0.1 | 2 | 0 |
| Prostitution Offenses | 1 | 1 | 0.0% | 0.0 | 0 | 0 |
| Weapon Law Violations | 16 | 25 | 56.3% | 0.4 | 9 | 0 |
| Grand Total | 3,343 | 3,035 | -9.2% | 50.4 | 919 | 434 |

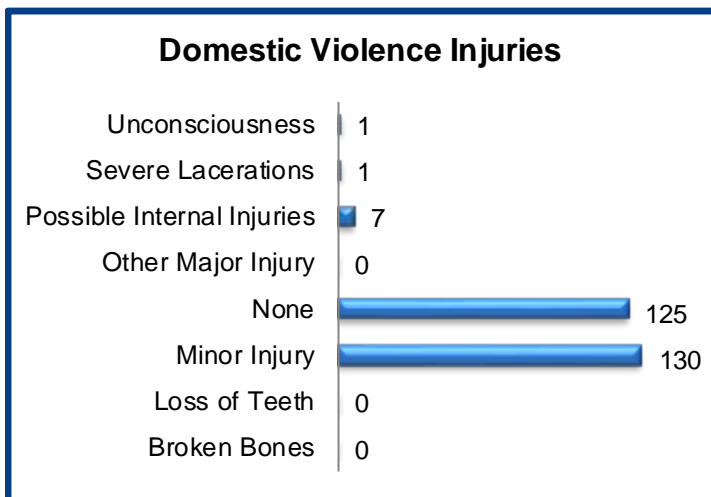
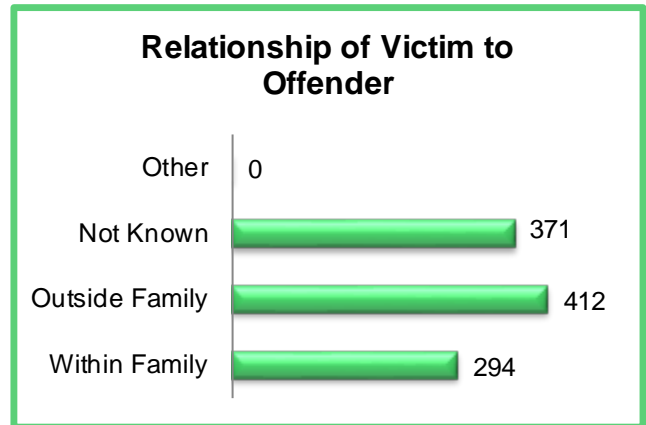
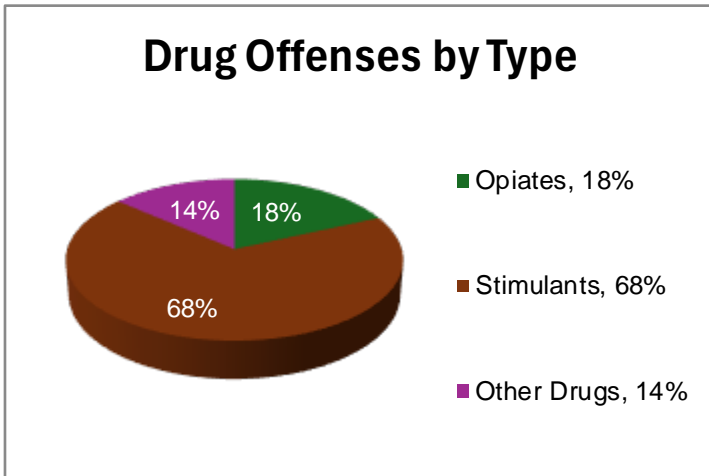
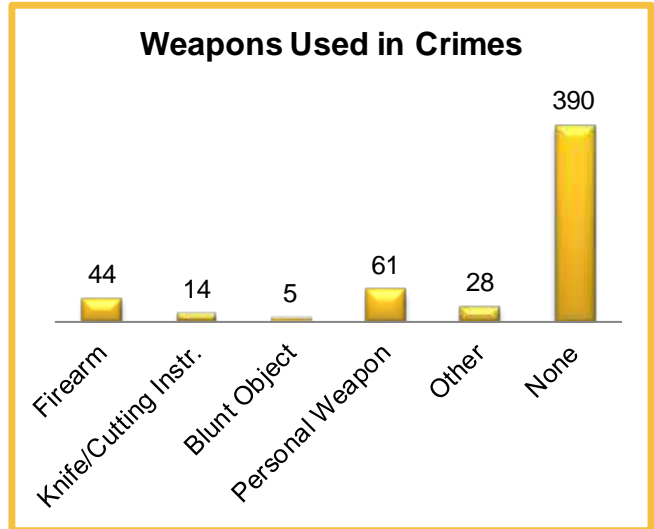
2024 Washington NIBRS Submission Agencies

Lacey PD

Continued

2024 Group B Arrests

| Offense | Adult | Juvenile |
|-----------------------|------------|----------|
| Bad Checks | 0 | 0 |
| Curfew/Vagrancy | 0 | 0 |
| Disorderly Conduct | 24 | 0 |
| Drunkenness | 0 | 0 |
| DUI | 93 | 0 |
| Family Offenses | 0 | 0 |
| Liquor Law Violations | 1 | 0 |
| Peeping Tom | 1 | 0 |
| Trespass | 136 | 0 |
| All Other Offenses | 590 | 6 |
| Total | 845 | 6 |



2024 Property Values by Type

| Type | Value |
|----------------------|-------------|
| Seized | \$55 |
| Burned | \$4,250 |
| Counterfeited/Forged | \$13,285 |
| Destroyed/Damaged | \$375,156 |
| Recovered | \$395,483 |
| Stolen | \$3,597,740 |

2024 Washington NIBRS Submission Agencies

Olympia PD

Thurston County

Population: 57,450
Months Reported: 12

Offense Overview

Offense Total 4,447
of Cleared Offense 1,446
Percent Cleared 32.5%

Group A Arrest Overview

Arrest Total 1,218
Adult Arrest Total 1,181
Juvenile Arrest Total 37

| Group A Offenses | Reported 2023 | Reported 2024 | % of Change | Crime Rate per 1,000 | Total Arrests | DV Offense Totals |
|----------------------------------|---------------|---------------|--------------|----------------------|---------------|-------------------|
| Murder | 2 | 4 | 100.0% | 0.1 | 2 | 0 |
| Manslaughter | 1 | 0 | -100.0% | 0.0 | 0 | 0 |
| Rape | 28 | 35 | 25.0% | 0.6 | 5 | 5 |
| Sodomy | 2 | 0 | -100.0% | 0.0 | 0 | 0 |
| Sexual Assault w/Object | 3 | 0 | -100.0% | 0.0 | 0 | 0 |
| Fondling | 75 | 61 | -18.7% | 1.1 | 2 | 5 |
| Aggravated Assault | 201 | 220 | 9.5% | 3.8 | 114 | 59 |
| Simple Assault | 494 | 495 | 0.2% | 8.6 | 225 | 212 |
| Intimidation | 163 | 131 | -19.6% | 2.3 | 43 | 22 |
| Kidnapping | 16 | 15 | -6.3% | 0.3 | 12 | 14 |
| Incest | 0 | 0 | | 0.0 | 0 | 0 |
| Statutory Rape | 0 | 3 | | 0.1 | 0 | 0 |
| Human Trafficking Offenses | 1 | 0 | -100.0% | 0.0 | 0 | 0 |
| Violation of No Contact/Protect. | 271 | 247 | -8.9% | 4.3 | 64 | 149 |
| Robbery | 92 | 61 | -33.7% | 1.1 | 30 | 5 |
| Burglary | 344 | 314 | -8.7% | 5.5 | 104 | 63 |
| Larceny-Theft Offenses | 1,590 | 1,421 | -10.6% | 24.7 | 313 | 14 |
| Motor Vehicle Theft | 309 | 211 | -31.7% | 3.7 | 6 | 1 |
| Arson | 11 | 8 | -27.3% | 0.1 | 3 | 0 |
| Destruction of Property | 763 | 659 | -13.6% | 11.5 | 60 | 31 |
| Counterfeiting/Forgery | 24 | 38 | 58.3% | 0.7 | 6 | 0 |
| Fraud Offenses | 158 | 159 | 0.6% | 2.8 | 11 | 0 |
| Embezzlement | 1 | 0 | -100.0% | 0.0 | 0 | 0 |
| Extortion/Blackmail | 3 | 2 | -33.3% | 0.0 | 0 | 0 |
| Bribery | 0 | 0 | | 0.0 | 0 | 0 |
| Stolen Property Offenses | 32 | 28 | -12.5% | 0.5 | 28 | 0 |
| Animal Cruelty | 2 | 0 | -100.0% | 0.0 | 0 | 0 |
| Drug/Narcotic Violations | 168 | 253 | 50.6% | 4.4 | 172 | 0 |
| Drug Equipment Violations | 8 | 39 | 387.5% | 0.7 | 2 | 0 |
| Gambling Offenses | 0 | 0 | | 0.0 | 0 | 0 |
| Pornography | 6 | 4 | -33.3% | 0.1 | 4 | 0 |
| Prostitution Offenses | 0 | 0 | | 0.0 | 0 | 0 |
| Weapon Law Violations | 39 | 39 | 0.0% | 0.7 | 12 | 0 |
| Grand Total | 4,807 | 4,447 | -7.5% | 77.4 | 1,218 | 580 |

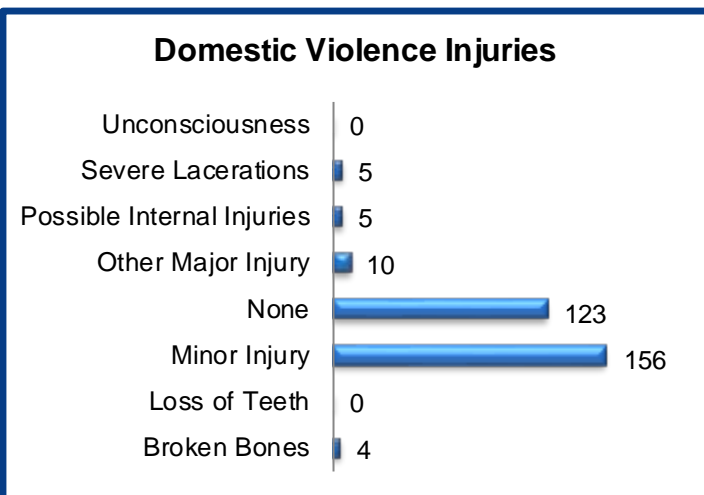
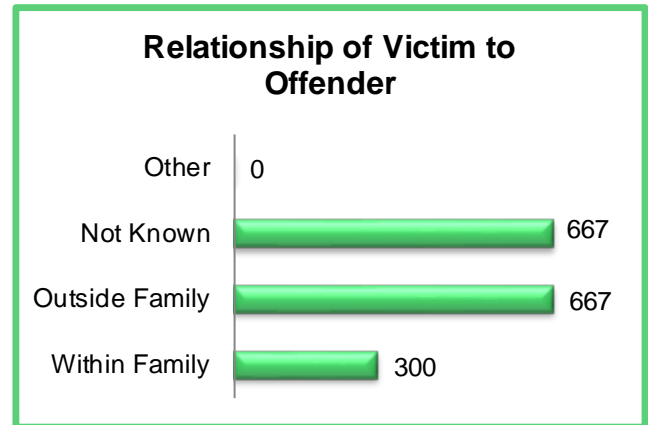
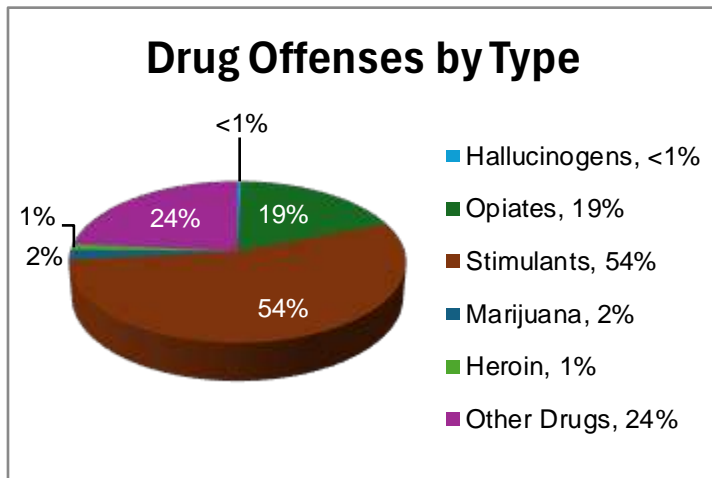
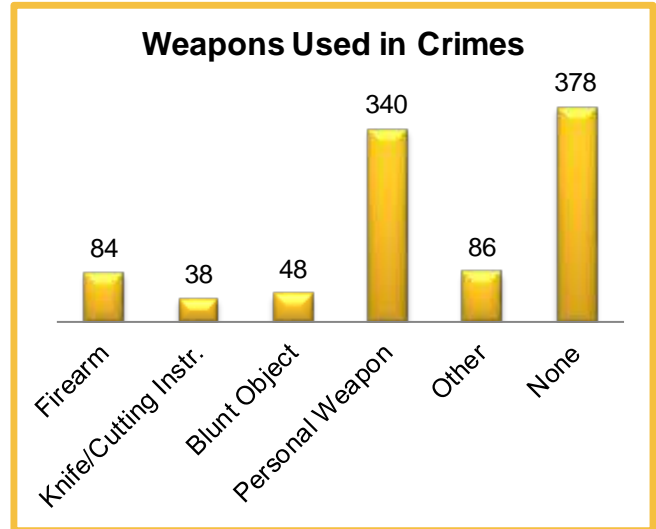
2024 Washington NIBRS Submission Agencies

Olympia PD

Continued

2024 Group B Arrests

| Offense | Adult | Juvenile |
|-----------------------|------------|----------|
| Bad Checks | 0 | 0 |
| Curfew/Vagrancy | 0 | 0 |
| Disorderly Conduct | 125 | 0 |
| Drunkenness | 0 | 0 |
| DUI | 89 | 0 |
| Family Offenses | 0 | 0 |
| Liquor Law Violations | 0 | 0 |
| Peeping Tom | 0 | 0 |
| Trespass | 135 | 0 |
| All Other Offenses | 91 | 0 |
| Total | 440 | 0 |



2024 Property Values by Type

| Type | Value |
|----------------------|-------------|
| Seized | \$107 |
| Burned | \$30,800 |
| Counterfeited/Forged | \$57,078 |
| Destroyed/Damaged | \$1,272,370 |
| Recovered | \$1,673,619 |
| Stolen | \$4,898,806 |

2024 Washington NIBRS Submission Agencies

Tumwater PD

Thurston County

Population: 27,470
Months Reported: 12

Offense Overview

Offense Total 1,328
of Cleared Offense 421
Percent Cleared 31.7%

Group A Arrest Overview

Arrest Total 327
Adult Arrest Total 319
Juvenile Arrest Total 8

| Group A Offenses | Reported 2023 | Reported 2024 | % of Change | Crime Rate per 1,000 | Total Arrests | DV Offense Totals |
|----------------------------------|---------------|---------------|---------------|----------------------|---------------|-------------------|
| Murder | 0 | 0 | | 0.0 | 0 | 0 |
| Manslaughter | 0 | 0 | | 0.0 | 0 | 0 |
| Rape | 15 | 9 | -40.0% | 0.3 | 2 | 1 |
| Sodomy | 0 | 1 | | 0.0 | 0 | 1 |
| Sexual Assault w/Object | 0 | 1 | | 0.0 | 0 | 0 |
| Fondling | 16 | 20 | 25.0% | 0.7 | 0 | 4 |
| Aggravated Assault | 38 | 41 | 7.9% | 1.5 | 18 | 10 |
| Simple Assault | 169 | 161 | -4.7% | 5.9 | 89 | 98 |
| Intimidation | 31 | 38 | 22.6% | 1.4 | 15 | 8 |
| Kidnapping | 21 | 5 | -76.2% | 0.2 | 3 | 3 |
| Incest | 0 | 1 | | 0.0 | 1 | 1 |
| Statutory Rape | 2 | 1 | -50.0% | 0.0 | 0 | 0 |
| Human Trafficking Offenses | 0 | 0 | | 0.0 | 0 | 0 |
| Violation of No Contact/Protect. | 89 | 88 | -1.1% | 3.2 | 19 | 69 |
| Robbery | 15 | 5 | -66.7% | 0.2 | 2 | 0 |
| Burglary | 142 | 107 | -24.6% | 3.9 | 30 | 23 |
| Larceny-Theft Offenses | 477 | 440 | -7.8% | 16.0 | 91 | 5 |
| Motor Vehicle Theft | 93 | 61 | -34.4% | 2.2 | 3 | 1 |
| Arson | 4 | 1 | -75.0% | 0.0 | 0 | 0 |
| Destruction of Property | 254 | 171 | -32.7% | 6.2 | 11 | 11 |
| Counterfeiting/Forgery | 10 | 11 | 10.0% | 0.4 | 1 | 0 |
| Fraud Offenses | 90 | 84 | -6.7% | 3.1 | 7 | 2 |
| Embezzlement | 0 | 0 | | 0.0 | 1 | 0 |
| Extortion/Blackmail | 2 | 3 | 50.0% | 0.1 | 0 | 0 |
| Bribery | 0 | 0 | | 0.0 | 0 | 0 |
| Stolen Property Offenses | 20 | 11 | -45.0% | 0.4 | 11 | 0 |
| Animal Cruelty | 4 | 0 | -100.0% | 0.0 | 0 | 0 |
| Drug/Narcotic Violations | 47 | 53 | 12.8% | 1.9 | 22 | 0 |
| Drug Equipment Violations | 1 | 4 | 300.0% | 0.1 | 0 | 0 |
| Gambling Offenses | 0 | 0 | | 0.0 | 0 | 0 |
| Pornography | 5 | 3 | -40.0% | 0.1 | 1 | 0 |
| Prostitution Offenses | 0 | 0 | | 0.0 | 0 | 0 |
| Weapon Law Violations | 15 | 8 | -46.7% | 0.3 | 0 | 0 |
| Grand Total | 1,560 | 1,328 | -14.9% | 48.3 | 327 | 237 |

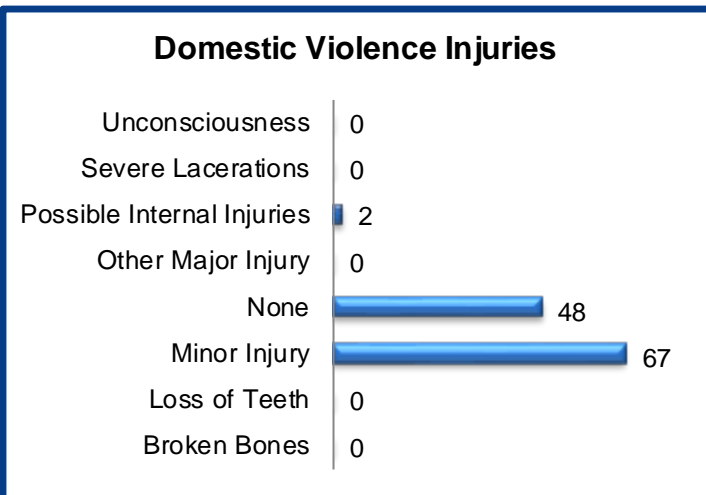
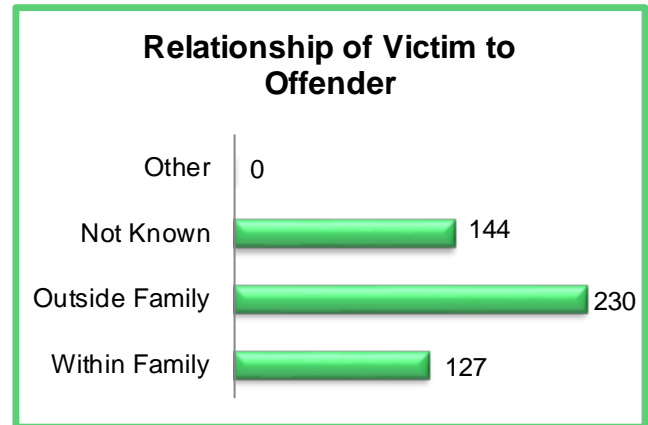
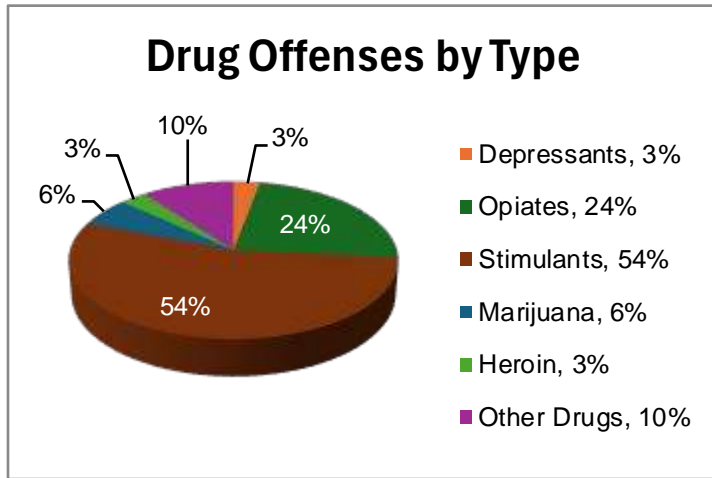
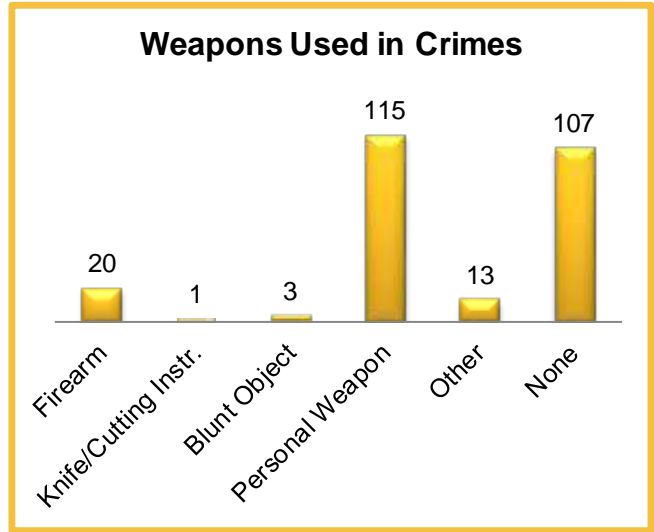
2024 Washington NIBRS Submission Agencies

Tumwater PD

Continued

2024 Group B Arrests

| Offense | Adult | Juvenile |
|-----------------------|------------|----------|
| Bad Checks | 0 | 0 |
| Curfew/Vagrancy | 0 | 0 |
| Disorderly Conduct | 4 | 0 |
| Drunkenness | 0 | 0 |
| DUI | 38 | 0 |
| Family Offenses | 1 | 0 |
| Liquor Law Violations | 0 | 0 |
| Peeping Tom | 0 | 0 |
| Trespass | 17 | 0 |
| All Other Offenses | 173 | 2 |
| Total | 233 | 2 |



2024 Property Values by Type

| Type | Value |
|----------------------|-------------|
| Seized | \$361 |
| Burned | \$800,000 |
| Counterfeited/Forged | \$5,517 |
| Destroyed/Damaged | \$1,079,978 |
| Recovered | \$595,407 |
| Stolen | \$2,574,582 |

2024 Washington NIBRS Submission Agencies

WA Gambling Comm

State Agency

Population: 0
Months Reported: 3

Offense Overview

Offense Total 6
of Cleared Offense 0
Percent Cleared 0.0%

Group A Arrest Overview

Arrest Total 0
Adult Arrest Total 0
Juvenile Arrest Total 0

| Group A Offenses | Reported 2023 | Reported 2024 | % of Change* | Crime Rate per 1,000 | Total Arrests | DV Offense Totals |
|----------------------------------|---------------|---------------|--------------|----------------------|---------------|-------------------|
| Murder | 0 | 0 | | 0.0 | 0 | 0 |
| Manslaughter | 0 | 0 | | 0.0 | 0 | 0 |
| Rape | 0 | 0 | | 0.0 | 0 | 0 |
| Sodomy | 0 | 0 | | 0.0 | 0 | 0 |
| Sexual Assault w/Object | 0 | 0 | | 0.0 | 0 | 0 |
| Fondling | 0 | 0 | | 0.0 | 0 | 0 |
| Aggravated Assault | 0 | 0 | | 0.0 | 0 | 0 |
| Simple Assault | 0 | 0 | | 0.0 | 0 | 0 |
| Intimidation | 0 | 0 | | 0.0 | 0 | 0 |
| Kidnapping | 0 | 0 | | 0.0 | 0 | 0 |
| Incest | 0 | 0 | | 0.0 | 0 | 0 |
| Statutory Rape | 0 | 0 | | 0.0 | 0 | 0 |
| Human Trafficking Offenses | 0 | 0 | | 0.0 | 0 | 0 |
| Violation of No Contact/Protect. | 0 | 0 | | 0.0 | 0 | 0 |
| Robbery | 0 | 0 | | 0.0 | 0 | 0 |
| Burglary | 0 | 0 | | 0.0 | 0 | 0 |
| Larceny-Theft Offenses | 17 | 3 | | 0.0 | 0 | 0 |
| Motor Vehicle Theft | 0 | 0 | | 0.0 | 0 | 0 |
| Arson | 0 | 0 | | 0.0 | 0 | 0 |
| Destruction of Property | 0 | 0 | | 0.0 | 0 | 0 |
| Counterfeiting/Forgery | 1 | 0 | | 0.0 | 0 | 0 |
| Fraud Offenses | 0 | 0 | | 0.0 | 0 | 0 |
| Embezzlement | 3 | 0 | | 0.0 | 0 | 0 |
| Extortion/Blackmail | 0 | 0 | | 0.0 | 0 | 0 |
| Bribery | 0 | 0 | | 0.0 | 0 | 0 |
| Stolen Property Offenses | 0 | 0 | | 0.0 | 0 | 0 |
| Animal Cruelty | 0 | 0 | | 0.0 | 0 | 0 |
| Drug/Narcotic Violations | 0 | 0 | | 0.0 | 0 | 0 |
| Drug Equipment Violations | 0 | 0 | | 0.0 | 0 | 0 |
| Gambling Offenses | 16 | 3 | | 0.0 | 0 | 0 |
| Pornography | 0 | 0 | | 0.0 | 0 | 0 |
| Prostitution Offenses | 0 | 0 | | 0.0 | 0 | 0 |
| Weapon Law Violations | 0 | 0 | | 0.0 | 0 | 0 |
| Grand Total | 37 | 6 | | 0.0 | 0 | 0 |

* Please see #10 in the NIBRS Individual Agency Page Table Legend.

2024 Washington NIBRS Submission Agencies

WA Gambling Comm

Continued

2024 Group B Arrests

| Offense | Adult | Juvenile |
|-----------------------|-------|----------|
| Bad Checks | 0 | 0 |
| Curfew/Vagrancy | 0 | 0 |
| Disorderly Conduct | 0 | 0 |
| Drunkenness | 0 | 0 |
| DUI | 0 | 0 |
| Family Offenses | 0 | 0 |
| Liquor Law Violations | 0 | 0 |
| Peeping Tom | 0 | 0 |
| Trespass | 0 | 0 |
| All Other Offenses | 0 | 0 |
| Total | 0 | 0 |

Weapons Used in Crimes

No Weapons Reported

Drug Offenses by Type

No Drug Offenses by Type Reported

Relationship of Victim to Offender

No Relationships Reported

Domestic Violence Injuries

No Domestic Violence Injuries Reported

2024 Property Values by Type

| Type | Value |
|----------------------|-------|
| Seized | \$70 |
| Burned | \$0 |
| Counterfeited/Forged | \$0 |
| Destroyed/Damaged | \$0 |
| Recovered | \$0 |
| Stolen | \$890 |

2024 Washington NIBRS Submission Agencies

WA Insurance Comm

State Agency

Population: 0
Months Reported: 8

Offense Overview

Offense Total 31
of Cleared Offense 0
Percent Cleared 0.0%

Group A Arrest Overview

Arrest Total 0
Adult Arrest Total 0
Juvenile Arrest Total 0

| Group A Offenses | Reported 2023 | Reported 2024 | % of Change* | Crime Rate per 1,000 | Total Arrests | DV Offense Totals |
|----------------------------------|---------------|---------------|--------------|----------------------|---------------|-------------------|
| Murder | 0 | 0 | | 0.0 | 0 | 0 |
| Manslaughter | 0 | 0 | | 0.0 | 0 | 0 |
| Rape | 0 | 0 | | 0.0 | 0 | 0 |
| Sodomy | 0 | 0 | | 0.0 | 0 | 0 |
| Sexual Assault w/Object | 0 | 0 | | 0.0 | 0 | 0 |
| Fondling | 0 | 0 | | 0.0 | 0 | 0 |
| Aggravated Assault | 0 | 0 | | 0.0 | 0 | 0 |
| Simple Assault | 0 | 0 | | 0.0 | 0 | 0 |
| Intimidation | 0 | 0 | | 0.0 | 0 | 0 |
| Kidnapping | 0 | 0 | | 0.0 | 0 | 0 |
| Incest | 0 | 0 | | 0.0 | 0 | 0 |
| Statutory Rape | 0 | 0 | | 0.0 | 0 | 0 |
| Human Trafficking Offenses | 0 | 0 | | 0.0 | 0 | 0 |
| Violation of No Contact/Protect. | 0 | 0 | | 0.0 | 0 | 0 |
| Robbery | 0 | 0 | | 0.0 | 0 | 0 |
| Burglary | 0 | 0 | | 0.0 | 0 | 0 |
| Larceny-Theft Offenses | 1 | 0 | | 0.0 | 0 | 0 |
| Motor Vehicle Theft | 0 | 0 | | 0.0 | 0 | 0 |
| Arson | 0 | 0 | | 0.0 | 0 | 0 |
| Destruction of Property | 0 | 0 | | 0.0 | 0 | 0 |
| Counterfeiting/Forgery | 0 | 0 | | 0.0 | 0 | 0 |
| Fraud Offenses | 50 | 31 | | 0.0 | 0 | 0 |
| Embezzlement | 0 | 0 | | 0.0 | 0 | 0 |
| Extortion/Blackmail | 0 | 0 | | 0.0 | 0 | 0 |
| Bribery | 0 | 0 | | 0.0 | 0 | 0 |
| Stolen Property Offenses | 0 | 0 | | 0.0 | 0 | 0 |
| Animal Cruelty | 0 | 0 | | 0.0 | 0 | 0 |
| Drug/Narcotic Violations | 0 | 0 | | 0.0 | 0 | 0 |
| Drug Equipment Violations | 0 | 0 | | 0.0 | 0 | 0 |
| Gambling Offenses | 0 | 0 | | 0.0 | 0 | 0 |
| Pornography | 0 | 0 | | 0.0 | 0 | 0 |
| Prostitution Offenses | 0 | 0 | | 0.0 | 0 | 0 |
| Weapon Law Violations | 0 | 0 | | 0.0 | 0 | 0 |
| Grand Total | 51 | 31 | | 0.0 | 0 | 0 |

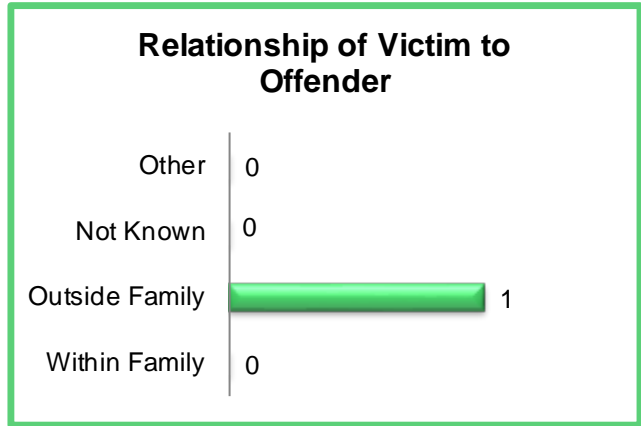
* Please see #10 in the NIBRS Individual Agency Page Table Legend.

WA Insurance Comm

Continued

2024 Group B Arrests

| Offense | Adult | Juvenile |
|-----------------------|----------|----------|
| Bad Checks | 0 | 0 |
| Curfew/Vagrancy | 0 | 0 |
| Disorderly Conduct | 0 | 0 |
| Drunkenness | 0 | 0 |
| DUI | 0 | 0 |
| Family Offenses | 0 | 0 |
| Liquor Law Violations | 0 | 0 |
| Peeping Tom | 0 | 0 |
| Trespass | 0 | 0 |
| All Other Offenses | 0 | 0 |
| Total | 0 | 0 |



2024 Property Values by Type

| Type | Value |
|----------------------|-------|
| Seized | 0 |
| Burned | 0 |
| Counterfeited/Forged | 0 |
| Destroyed/Damaged | 0 |
| Recovered | 0 |
| Stolen | 0 |

2024 Washington NIBRS Submission Agencies

WA Parks & Recreation

State Agency

Population: 0
Months Reported: 12

Offense Overview

Offense Total 555
of Cleared Offense 12
Percent Cleared 2.2%

Group A Arrest Overview

Arrest Total 7
Adult Arrest Total 7
Juvenile Arrest Total 0

| Group A Offenses | Reported 2023 | Reported 2024 | % of Change | Crime Rate per 1,000 | Total Arrests | DV Offense Totals |
|----------------------------------|---------------|---------------|-------------|----------------------|---------------|-------------------|
| Murder | 0 | 0 | | 0.0 | 0 | 0 |
| Manslaughter | 0 | 0 | | 0.0 | 0 | 0 |
| Rape | 1 | 2 | 100.0% | 0.0 | 0 | 1 |
| Sodomy | 0 | 0 | | 0.0 | 0 | 0 |
| Sexual Assault w/Object | 0 | 0 | | 0.0 | 0 | 0 |
| Fondling | 0 | 0 | | 0.0 | 0 | 0 |
| Aggravated Assault | 2 | 1 | -50.0% | 0.0 | 0 | 0 |
| Simple Assault | 28 | 23 | -17.9% | 0.0 | 5 | 10 |
| Intimidation | 14 | 10 | -28.6% | 0.0 | 0 | 0 |
| Kidnapping | 0 | 0 | | 0.0 | 0 | 0 |
| Incest | 0 | 0 | | 0.0 | 0 | 0 |
| Statutory Rape | 0 | 0 | | 0.0 | 0 | 0 |
| Human Trafficking Offenses | 0 | 0 | | 0.0 | 0 | 0 |
| Violation of No Contact/Protect. | 0 | 0 | | 0.0 | 0 | 0 |
| Robbery | 1 | 0 | -100.0% | 0.0 | 0 | 0 |
| Burglary | 60 | 38 | -36.7% | 0.0 | 0 | 0 |
| Larceny-Theft Offenses | 172 | 165 | -4.1% | 0.0 | 1 | 0 |
| Motor Vehicle Theft | 2 | 0 | -100.0% | 0.0 | 0 | 0 |
| Arson | 2 | 2 | 0.0% | 0.0 | 0 | 0 |
| Destruction of Property | 208 | 293 | 40.9% | 0.0 | 0 | 2 |
| Counterfeiting/Forgery | 1 | 2 | 100.0% | 0.0 | 0 | 0 |
| Fraud Offenses | 0 | 3 | | 0.0 | 0 | 0 |
| Embezzlement | 0 | 0 | | 0.0 | 0 | 0 |
| Extortion/Blackmail | 0 | 0 | | 0.0 | 0 | 0 |
| Bribery | 0 | 0 | | 0.0 | 0 | 0 |
| Stolen Property Offenses | 4 | 5 | 25.0% | 0.0 | 1 | 0 |
| Animal Cruelty | 3 | 2 | -33.3% | 0.0 | 0 | 0 |
| Drug/Narcotic Violations | 19 | 4 | -78.9% | 0.0 | 0 | 0 |
| Drug Equipment Violations | 4 | 2 | -50.0% | 0.0 | 0 | 0 |
| Gambling Offenses | 0 | 0 | | 0.0 | 0 | 0 |
| Pornography | 0 | 0 | | 0.0 | 0 | 0 |
| Prostitution Offenses | 0 | 0 | | 0.0 | 0 | 0 |
| Weapon Law Violations | 6 | 3 | -50.0% | 0.0 | 0 | 0 |
| Grand Total | 527 | 555 | 5.3% | 0.0 | 7 | 13 |

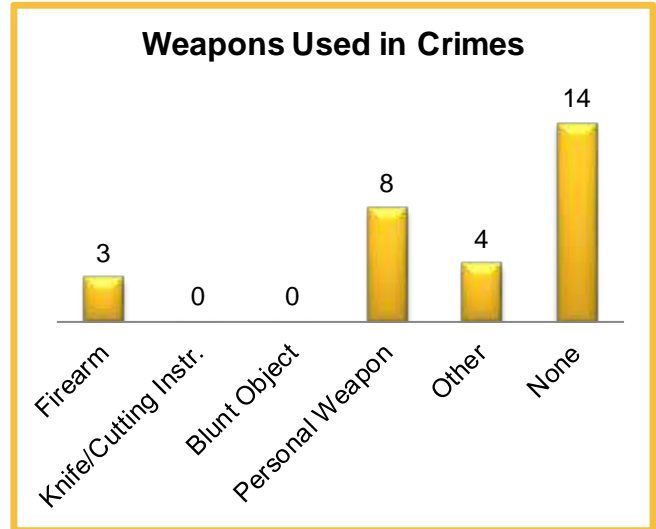
2024 Washington NIBRS Submission Agencies

WA Parks & Recreation

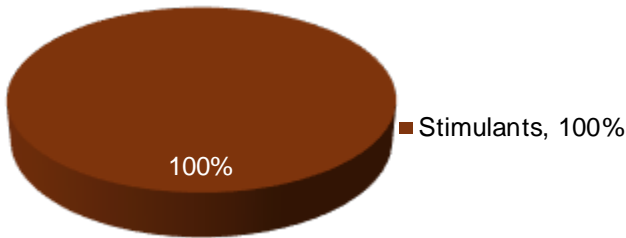
Continued

2024 Group B Arrests

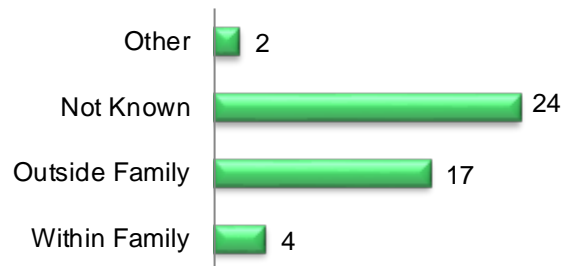
| Offense | Adult | Juvenile |
|-----------------------|-----------|----------|
| Bad Checks | 0 | 0 |
| Curfew/Vagrancy | 0 | 0 |
| Disorderly Conduct | 0 | 0 |
| Drunkenness | 0 | 0 |
| DUI | 8 | 0 |
| Family Offenses | 0 | 0 |
| Liquor Law Violations | 0 | 0 |
| Peeping Tom | 0 | 0 |
| Trespass | 0 | 0 |
| All Other Offenses | 20 | 0 |
| Total | 28 | 0 |



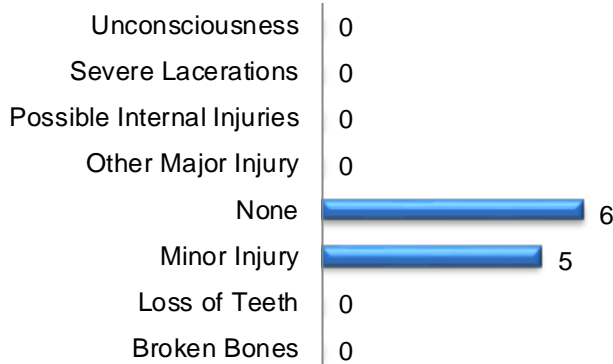
Drug Offenses by Type



Relationship of Victim to Offender



Domestic Violence Injuries



2024 Property Values by Type

| Type | Value |
|----------------------|-----------|
| Seized | \$0 |
| Burned | \$15,300 |
| Counterfeited/Forged | \$435 |
| Destroyed/Damaged | \$480,149 |
| Recovered | \$42,210 |
| Stolen | \$179,631 |

2024 Washington NIBRS Submission Agencies

Yelm PD

Thurston County

Population: 10,880
Months Reported: 12

Offense Overview

Offense Total 630
of Cleared Offense 339
Percent Cleared 53.8%

Group A Arrest Overview

Arrest Total 292
Adult Arrest Total 237
Juvenile Arrest Total 55

| Group A Offenses | Reported 2023 | Reported 2024 | % of Change | Crime Rate per 1,000 | Total Arrests | DV Offense Totals |
|----------------------------------|---------------|---------------|--------------|----------------------|---------------|-------------------|
| Murder | 0 | 0 | | 0.0 | 0 | 0 |
| Manslaughter | 1 | 0 | -100.0% | 0.0 | 0 | 0 |
| Rape | 6 | 7 | 16.7% | 0.6 | 1 | 2 |
| Sodomy | 0 | 0 | | 0.0 | 0 | 0 |
| Sexual Assault w/Object | 0 | 0 | | 0.0 | 0 | 0 |
| Fondling | 9 | 18 | 100.0% | 1.7 | 1 | 3 |
| Aggravated Assault | 15 | 20 | 33.3% | 1.8 | 13 | 7 |
| Simple Assault | 84 | 95 | 13.1% | 8.7 | 57 | 39 |
| Intimidation | 31 | 33 | 6.5% | 3.0 | 17 | 6 |
| Kidnapping | 1 | 3 | 200.0% | 0.3 | 3 | 2 |
| Incest | 0 | 0 | | 0.0 | 0 | 0 |
| Statutory Rape | 1 | 0 | -100.0% | 0.0 | 0 | 0 |
| Human Trafficking Offenses | 0 | 0 | | 0.0 | 0 | 0 |
| Violation of No Contact/Protect. | 32 | 40 | 25.0% | 3.7 | 26 | 29 |
| Robbery | 9 | 3 | -66.7% | 0.3 | 1 | 0 |
| Burglary | 35 | 33 | -5.7% | 3.0 | 6 | 1 |
| Larceny-Theft Offenses | 132 | 168 | 27.3% | 15.4 | 102 | 1 |
| Motor Vehicle Theft | 22 | 15 | -31.8% | 1.4 | 1 | 0 |
| Arson | 1 | 0 | -100.0% | 0.0 | 0 | 0 |
| Destruction of Property | 83 | 73 | -12.0% | 6.7 | 4 | 2 |
| Counterfeiting/Forgery | 2 | 6 | 200.0% | 0.6 | 1 | 0 |
| Fraud Offenses | 34 | 25 | -26.5% | 2.3 | 5 | 0 |
| Embezzlement | 0 | 0 | | 0.0 | 0 | 0 |
| Extortion/Blackmail | 0 | 3 | | 0.3 | 1 | 0 |
| Bribery | 0 | 0 | | 0.0 | 0 | 0 |
| Stolen Property Offenses | 6 | 9 | 50.0% | 0.8 | 8 | 0 |
| Animal Cruelty | 1 | 0 | -100.0% | 0.0 | 0 | 0 |
| Drug/Narcotic Violations | 53 | 42 | -20.8% | 3.9 | 32 | 0 |
| Drug Equipment Violations | 2 | 24 | 1100.0% | 2.2 | 8 | 0 |
| Gambling Offenses | 0 | 0 | | 0.0 | 0 | 0 |
| Pornography | 0 | 0 | | 0.0 | 0 | 0 |
| Prostitution Offenses | 0 | 1 | | 0.1 | 0 | 0 |
| Weapon Law Violations | 8 | 12 | 50.0% | 1.1 | 5 | 0 |
| Grand Total | 568 | 630 | 10.9% | 57.9 | 292 | 92 |

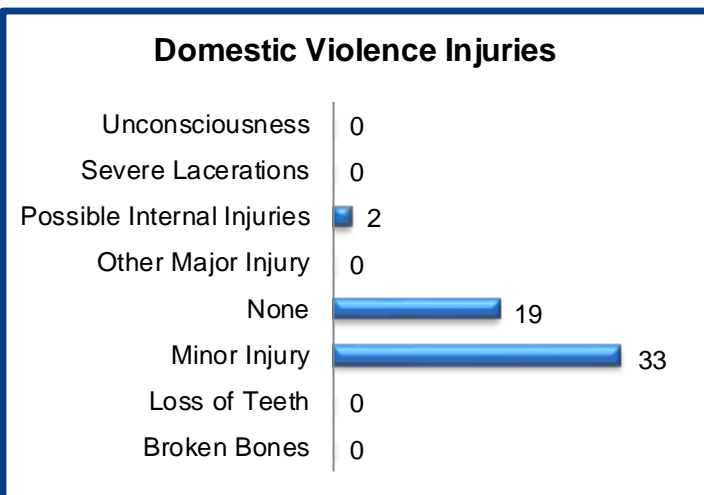
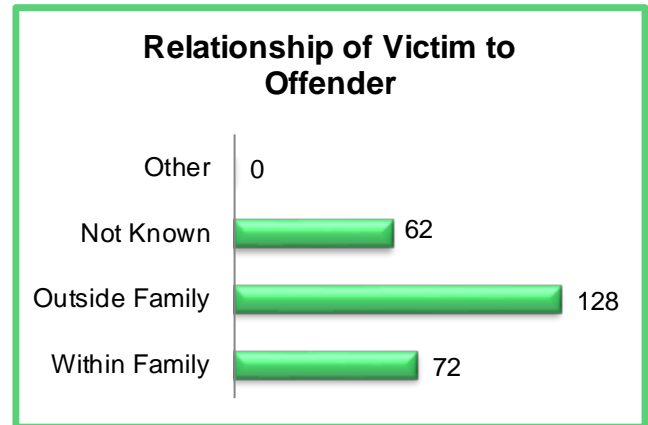
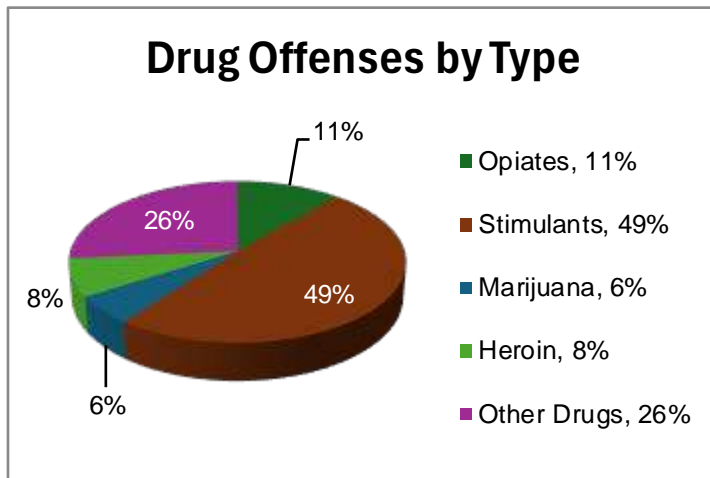
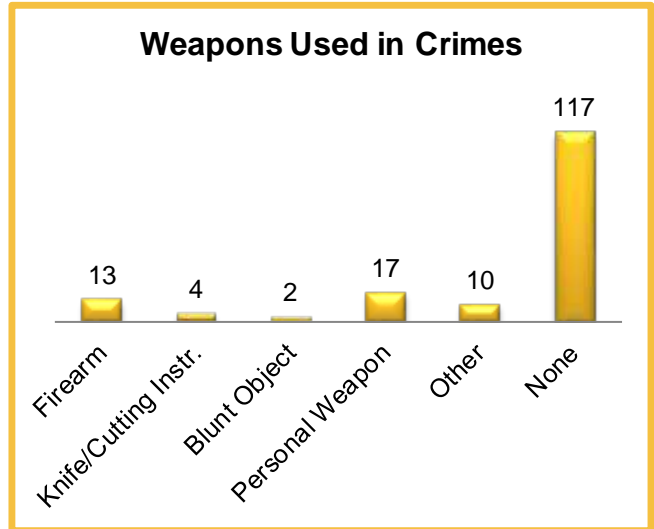
2024 Washington NIBRS Submission Agencies

Yelm PD

Continued

2024 Group B Arrests

| Offense | Adult | Juvenile |
|-----------------------|------------|-----------|
| Bad Checks | 0 | 0 |
| Curfew/Vagrancy | 0 | 0 |
| Disorderly Conduct | 13 | 0 |
| Drunkenness | 0 | 0 |
| DUI | 69 | 0 |
| Family Offenses | 1 | 0 |
| Liquor Law Violations | 5 | 0 |
| Peeping Tom | 0 | 0 |
| Trespass | 32 | 3 |
| All Other Offenses | 262 | 8 |
| Total | 382 | 11 |



2024 Property Values by Type

| Type | Value |
|----------------------|-----------|
| Seized | \$119 |
| Burned | \$0 |
| Counterfeited/Forged | \$20 |
| Destroyed/Damaged | \$51,296 |
| Recovered | \$49,919 |
| Stolen | \$864,872 |

2024 Washington NIBRS Submission Agencies

Wahkiakum SO

Wahkiakum County

Population: 4,550
Months Reported: 12

Offense Overview

Offense Total 73
of Cleared Offense 10
Percent Cleared 13.7%

Group A Arrest Overview

Arrest Total 9
Adult Arrest Total 8
Juvenile Arrest Total 1

| Group A Offenses | Reported 2023 | Reported 2024 | % of Change | Crime Rate per 1,000 | Total Arrests | DV Offense Totals |
|----------------------------------|---------------|---------------|---------------|----------------------|---------------|-------------------|
| Murder | 0 | 0 | | 0.0 | 0 | 0 |
| Manslaughter | 0 | 1 | | 0.2 | 0 | 0 |
| Rape | 2 | 2 | 0.0% | 0.4 | 1 | 1 |
| Sodomy | 0 | 0 | | 0.0 | 0 | 0 |
| Sexual Assault w/Object | 0 | 0 | | 0.0 | 0 | 0 |
| Fondling | 2 | 1 | -50.0% | 0.2 | 0 | 0 |
| Aggravated Assault | 9 | 5 | -44.4% | 1.1 | 0 | 4 |
| Simple Assault | 23 | 21 | -8.7% | 4.6 | 6 | 13 |
| Intimidation | 0 | 0 | | 0.0 | 0 | 0 |
| Kidnapping | 0 | 0 | | 0.0 | 0 | 0 |
| Incest | 0 | 0 | | 0.0 | 0 | 0 |
| Statutory Rape | 4 | 0 | -100.0% | 0.0 | 0 | 0 |
| Human Trafficking Offenses | 0 | 0 | | 0.0 | 0 | 0 |
| Violation of No Contact/Protect. | 12 | 5 | -58.3% | 1.1 | 2 | 4 |
| Robbery | 0 | 0 | | 0.0 | 0 | 0 |
| Burglary | 5 | 5 | 0.0% | 1.1 | 0 | 0 |
| Larceny-Theft Offenses | 25 | 15 | -40.0% | 3.3 | 0 | 1 |
| Motor Vehicle Theft | 6 | 0 | -100.0% | 0.0 | 0 | 0 |
| Arson | 1 | 0 | -100.0% | 0.0 | 0 | 0 |
| Destruction of Property | 8 | 7 | -12.5% | 1.5 | 0 | 1 |
| Counterfeiting/Forgery | 0 | 0 | | 0.0 | 0 | 0 |
| Fraud Offenses | 2 | 4 | 100.0% | 0.9 | 0 | 0 |
| Embezzlement | 2 | 0 | -100.0% | 0.0 | 0 | 0 |
| Extortion/Blackmail | 0 | 0 | | 0.0 | 0 | 0 |
| Bribery | 0 | 0 | | 0.0 | 0 | 0 |
| Stolen Property Offenses | 4 | 0 | -100.0% | 0.0 | 0 | 0 |
| Animal Cruelty | 0 | 0 | | 0.0 | 0 | 0 |
| Drug/Narcotic Violations | 4 | 5 | 25.0% | 1.1 | 0 | 0 |
| Drug Equipment Violations | 0 | 0 | | 0.0 | 0 | 0 |
| Gambling Offenses | 0 | 0 | | 0.0 | 0 | 0 |
| Pornography | 0 | 0 | | 0.0 | 0 | 0 |
| Prostitution Offenses | 0 | 0 | | 0.0 | 0 | 0 |
| Weapon Law Violations | 4 | 2 | -50.0% | 0.4 | 0 | 0 |
| Grand Total | 113 | 73 | -35.4% | 16.0 | 9 | 24 |

POST-PRODUCTION NOTE: Due to a data submission delay in time for report compilation, these numbers have been updated as of August 15, 2025.

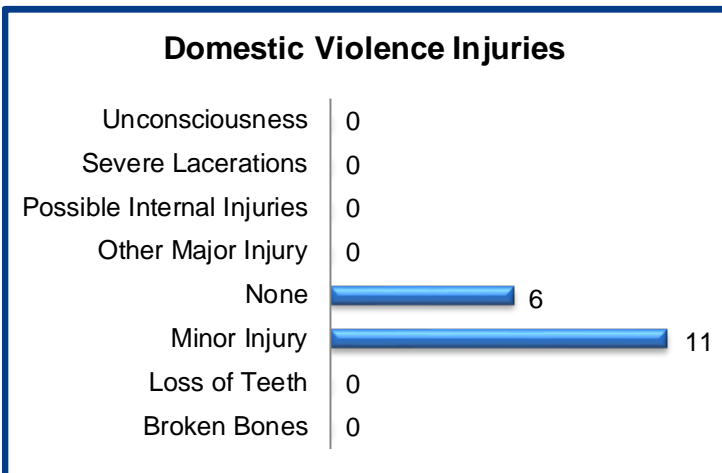
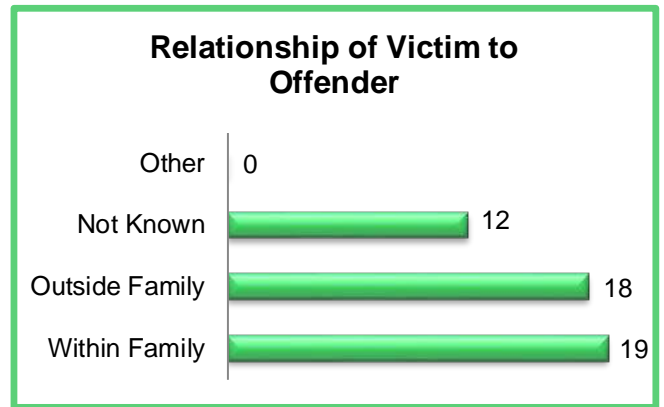
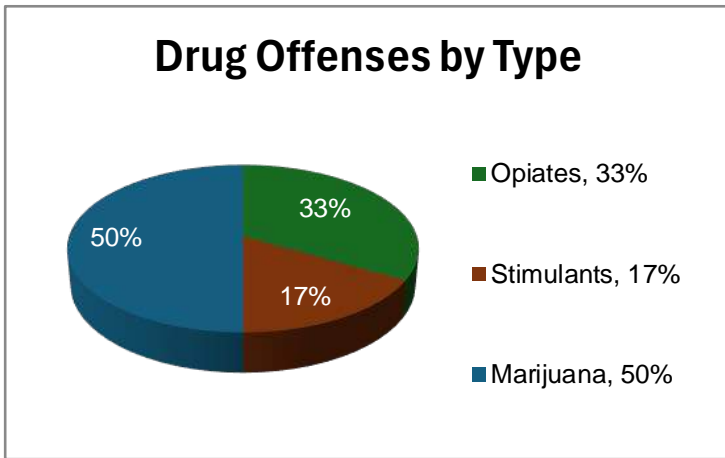
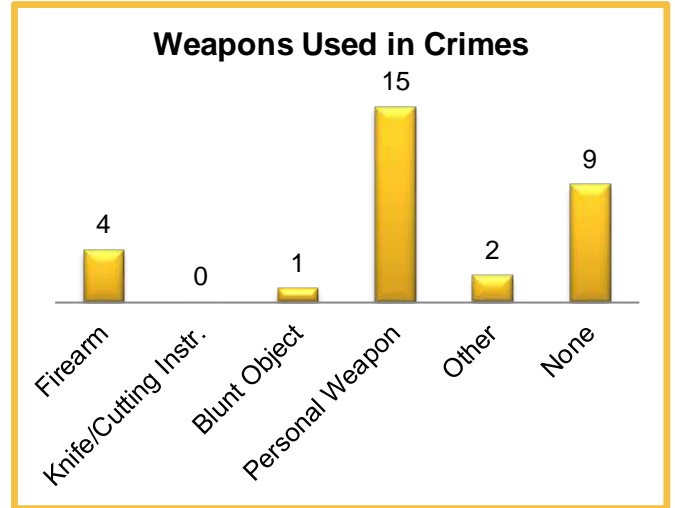
2024 Washington NIBRS Submission Agencies

Wahkiakum SO

Continued

2024 Group B Arrests

| Offense | Adult | Juvenile |
|-----------------------|----------|----------|
| Bad Checks | 0 | 0 |
| Curfew/Vagrancy | 0 | 0 |
| Disorderly Conduct | 0 | 0 |
| Drunkenness | 0 | 0 |
| DUI | 3 | 0 |
| Family Offenses | 0 | 0 |
| Liquor Law Violations | 0 | 0 |
| Peeping Tom | 0 | 0 |
| Trespass | 1 | 0 |
| All Other Offenses | 3 | 0 |
| Total | 7 | 0 |



2024 Property Values by Type

| Type | Value |
|----------------------|----------|
| Seized | \$0 |
| Burned | \$0 |
| Counterfeited/Forged | \$0 |
| Destroyed/Damaged | \$100 |
| Recovered | \$417 |
| Stolen | \$30,775 |

POST-PRODUCTION NOTE: Due to a data submission delay in time for report compilation, these numbers have been updated as of August 15, 2025.

2024 Washington NIBRS Submission Agencies

Walla Walla SO

Walla Walla County

Population: 18,850
Months Reported: 12

Offense Overview

Offense Total 423
of Cleared Offense 116
Percent Cleared 27.4%

Group A Arrest Overview

Arrest Total 91
Adult Arrest Total 71
Juvenile Arrest Total 20

| Group A Offenses | Reported 2023 | Reported 2024 | % of Change | Crime Rate per 1,000 | Total Arrests | DV Offense Totals |
|----------------------------------|---------------|---------------|---------------|----------------------|---------------|-------------------|
| Murder | 0 | 1 | | 0.1 | 1 | 0 |
| Manslaughter | 0 | 0 | | 0.0 | 0 | 0 |
| Rape | 7 | 7 | 0.0% | 0.4 | 1 | 3 |
| Sodomy | 0 | 0 | | 0.0 | 0 | 0 |
| Sexual Assault w/Object | 0 | 0 | | 0.0 | 0 | 0 |
| Fondling | 3 | 2 | -33.3% | 0.1 | 1 | 1 |
| Aggravated Assault | 37 | 23 | -37.8% | 1.2 | 15 | 9 |
| Simple Assault | 55 | 62 | 12.7% | 3.3 | 18 | 39 |
| Intimidation | 6 | 14 | 133.3% | 0.7 | 3 | 6 |
| Kidnapping | 8 | 2 | -75.0% | 0.1 | 0 | 2 |
| Incest | 0 | 0 | | 0.0 | 0 | 0 |
| Statutory Rape | 0 | 0 | | 0.0 | 0 | 0 |
| Human Trafficking Offenses | 0 | 0 | | 0.0 | 0 | 0 |
| Violation of No Contact/Protect. | 33 | 49 | 48.5% | 2.6 | 16 | 34 |
| Robbery | 1 | 1 | 0.0% | 0.1 | 1 | 0 |
| Burglary | 46 | 15 | -67.4% | 0.8 | 2 | 3 |
| Larceny-Theft Offenses | 94 | 77 | -18.1% | 4.1 | 2 | 4 |
| Motor Vehicle Theft | 36 | 32 | -11.1% | 1.7 | 0 | 2 |
| Arson | 2 | 1 | -50.0% | 0.1 | 0 | 0 |
| Destruction of Property | 80 | 64 | -20.0% | 3.4 | 3 | 11 |
| Counterfeiting/Forgery | 4 | 3 | -25.0% | 0.2 | 0 | 0 |
| Fraud Offenses | 25 | 18 | -28.0% | 1.0 | 1 | 0 |
| Embezzlement | 0 | 0 | | 0.0 | 0 | 0 |
| Extortion/Blackmail | 1 | 3 | 200.0% | 0.2 | 0 | 0 |
| Bribery | 0 | 0 | | 0.0 | 0 | 0 |
| Stolen Property Offenses | 12 | 8 | -33.3% | 0.4 | 6 | 0 |
| Animal Cruelty | 1 | 1 | 0.0% | 0.1 | 0 | 0 |
| Drug/Narcotic Violations | 14 | 28 | 100.0% | 1.5 | 16 | 0 |
| Drug Equipment Violations | 1 | 2 | 100.0% | 0.1 | 0 | 0 |
| Gambling Offenses | 0 | 0 | | 0.0 | 0 | 0 |
| Pornography | 3 | 0 | -100.0% | 0.0 | 0 | 0 |
| Prostitution Offenses | 0 | 0 | | 0.0 | 0 | 0 |
| Weapon Law Violations | 9 | 10 | 11.1% | 0.5 | 5 | 0 |
| Grand Total | 478 | 423 | -11.5% | 22.4 | 91 | 114 |

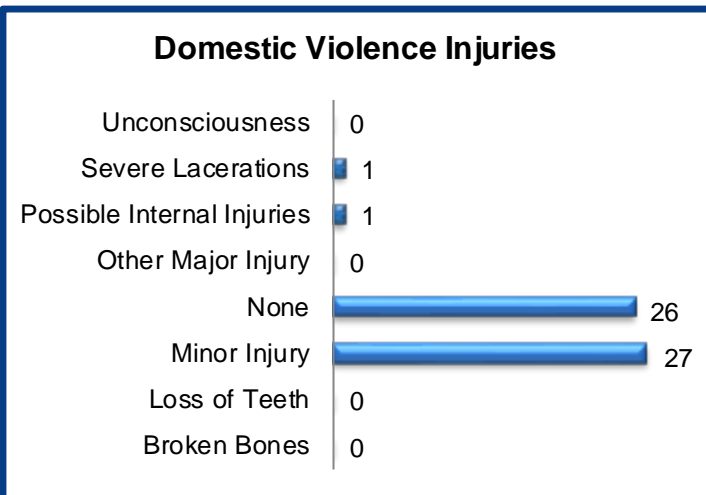
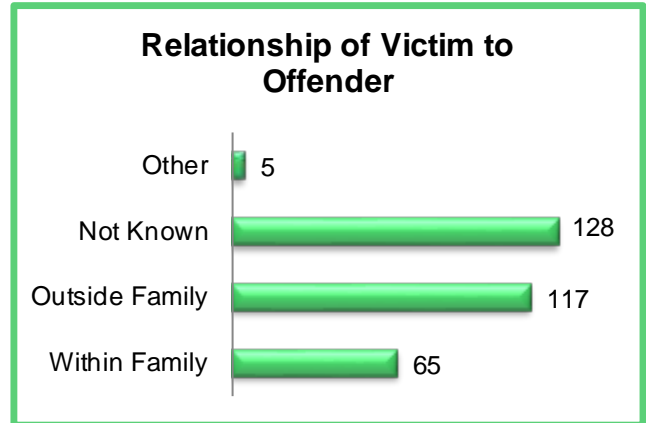
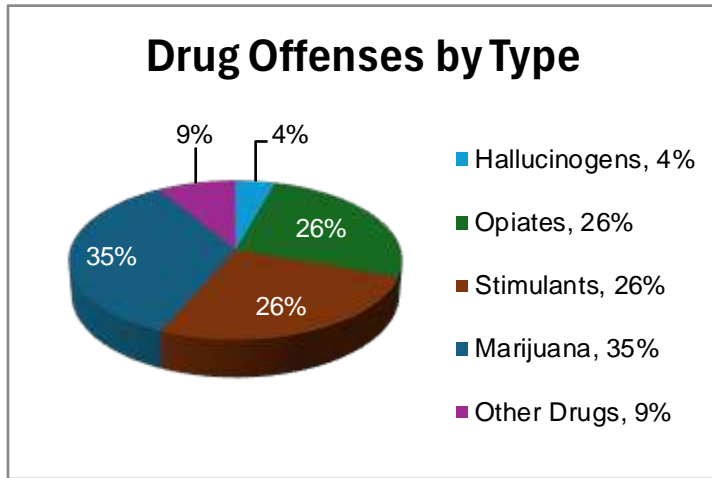
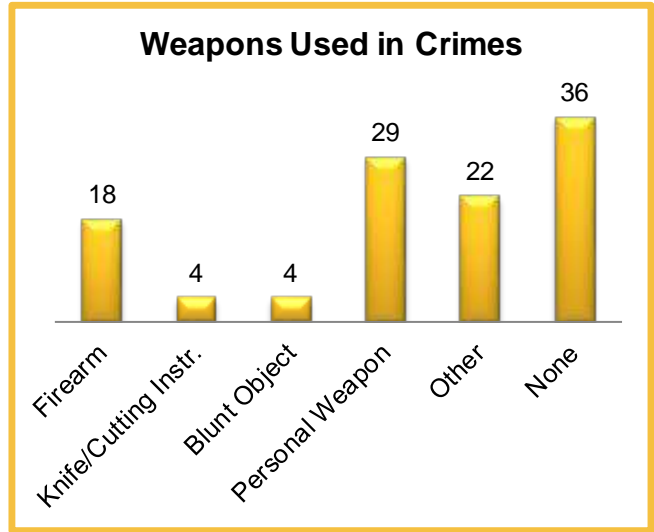
2024 Washington NIBRS Submission Agencies

Walla Walla SO

Continued

2024 Group B Arrests

| Offense | Adult | Juvenile |
|-----------------------|-----------|----------|
| Bad Checks | 0 | 0 |
| Curfew/Vagrancy | 0 | 0 |
| Disorderly Conduct | 0 | 0 |
| Drunkenness | 0 | 0 |
| DUI | 23 | 0 |
| Family Offenses | 0 | 0 |
| Liquor Law Violations | 0 | 0 |
| Peeping Tom | 0 | 0 |
| Trespass | 11 | 1 |
| All Other Offenses | 48 | 0 |
| Total | 82 | 1 |



2024 Property Values by Type

| Type | Value |
|----------------------|-----------|
| Seized | \$0 |
| Burned | \$0 |
| Counterfeited/Forged | \$4,100 |
| Destroyed/Damaged | \$30,183 |
| Recovered | \$33,273 |
| Stolen | \$709,491 |

2024 Washington NIBRS Submission Agencies

College Place PD

Walla Walla County

Population: 9,945
Months Reported: 12

Offense Overview

Offense Total 305
of Cleared Offense 226
Percent Cleared 74.1%

Group A Arrest Overview

Arrest Total 211
Adult Arrest Total 204
Juvenile Arrest Total 7

| Group A Offenses | Reported 2023 | Reported 2024 | % of Change | Crime Rate per 1,000 | Total Arrests | DV Offense Totals |
|----------------------------------|---------------|---------------|--------------|----------------------|---------------|-------------------|
| Murder | 0 | 0 | | 0.0 | 0 | 0 |
| Manslaughter | 0 | 0 | | 0.0 | 0 | 0 |
| Rape | 2 | 3 | 50.0% | 0.3 | 1 | 0 |
| Sodomy | 0 | 0 | | 0.0 | 0 | 0 |
| Sexual Assault w/Object | 0 | 0 | | 0.0 | 0 | 0 |
| Fondling | 1 | 0 | -100.0% | 0.0 | 0 | 0 |
| Aggravated Assault | 3 | 6 | 100.0% | 0.6 | 4 | 3 |
| Simple Assault | 24 | 17 | -29.2% | 1.7 | 10 | 9 |
| Intimidation | 4 | 0 | -100.0% | 0.0 | 1 | 0 |
| Kidnapping | 0 | 0 | | 0.0 | 0 | 0 |
| Incest | 0 | 0 | | 0.0 | 0 | 0 |
| Statutory Rape | 0 | 0 | | 0.0 | 0 | 0 |
| Human Trafficking Offenses | 0 | 0 | | 0.0 | 0 | 0 |
| Violation of No Contact/Protect. | 19 | 17 | -10.5% | 1.7 | 12 | 6 |
| Robbery | 0 | 1 | | 0.1 | 2 | 0 |
| Burglary | 16 | 10 | -37.5% | 1.0 | 5 | 3 |
| Larceny-Theft Offenses | 139 | 163 | 17.3% | 16.4 | 127 | 0 |
| Motor Vehicle Theft | 17 | 8 | -52.9% | 0.8 | 2 | 0 |
| Arson | 1 | 1 | 0.0% | 0.1 | 1 | 1 |
| Destruction of Property | 11 | 13 | 18.2% | 1.3 | 7 | 1 |
| Counterfeiting/Forgery | 2 | 1 | -50.0% | 0.1 | 0 | 0 |
| Fraud Offenses | 5 | 5 | 0.0% | 0.5 | 4 | 0 |
| Embezzlement | 0 | 0 | | 0.0 | 0 | 0 |
| Extortion/Blackmail | 0 | 0 | | 0.0 | 0 | 0 |
| Bribery | 0 | 0 | | 0.0 | 0 | 0 |
| Stolen Property Offenses | 3 | 6 | 100.0% | 0.6 | 4 | 0 |
| Animal Cruelty | 0 | 0 | | 0.0 | 0 | 0 |
| Drug/Narcotic Violations | 9 | 36 | 300.0% | 3.6 | 21 | 0 |
| Drug Equipment Violations | 5 | 13 | 160.0% | 1.3 | 8 | 0 |
| Gambling Offenses | 0 | 0 | | 0.0 | 0 | 0 |
| Pornography | 0 | 0 | | 0.0 | 0 | 0 |
| Prostitution Offenses | 0 | 0 | | 0.0 | 0 | 0 |
| Weapon Law Violations | 6 | 5 | -16.7% | 0.5 | 2 | 0 |
| Grand Total | 267 | 305 | 14.2% | 30.7 | 211 | 23 |

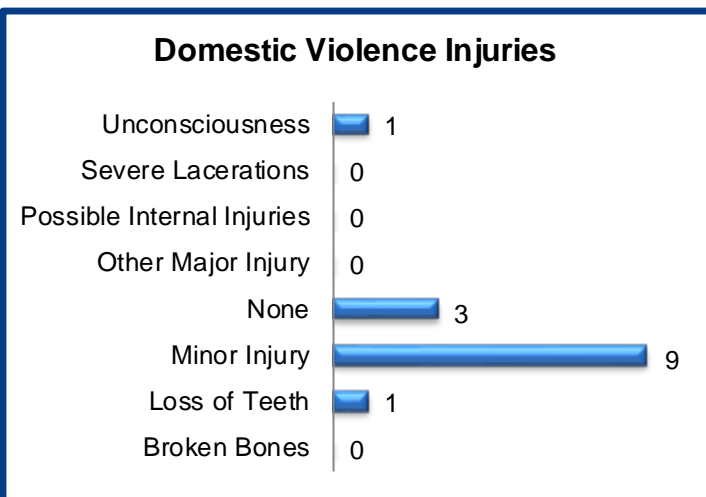
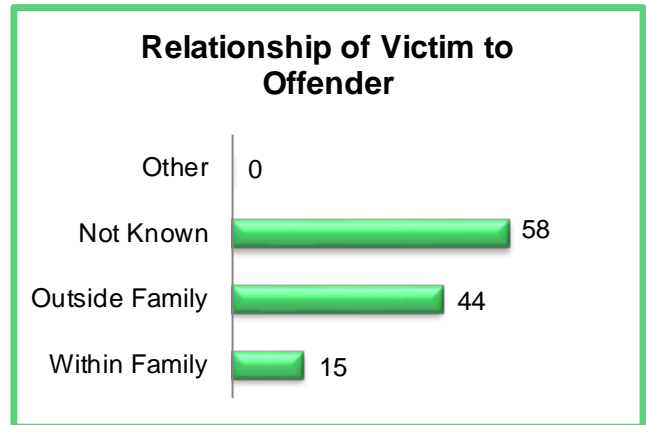
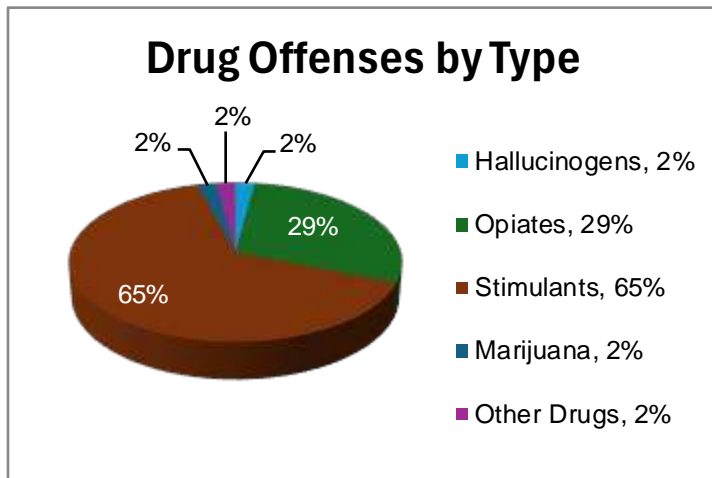
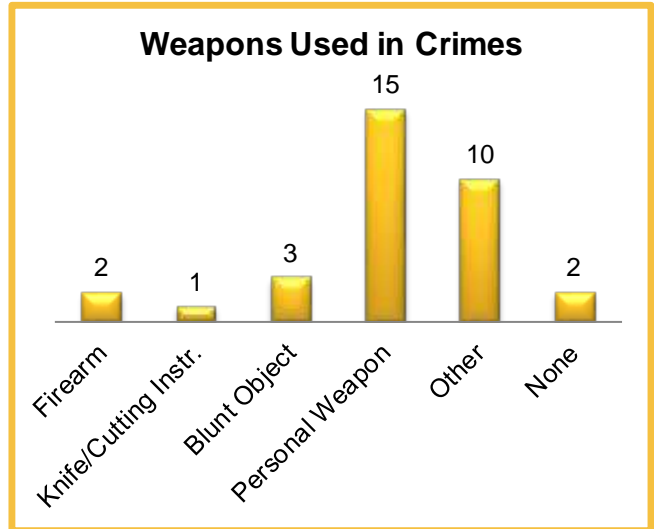
2024 Washington NIBRS Submission Agencies

College Place PD

Continued

2024 Group B Arrests

| Offense | Adult | Juvenile |
|-----------------------|------------|----------|
| Bad Checks | 0 | 0 |
| Curfew/Vagrancy | 0 | 0 |
| Disorderly Conduct | 0 | 0 |
| Drunkenness | 0 | 0 |
| DUI | 14 | 0 |
| Family Offenses | 0 | 0 |
| Liquor Law Violations | 0 | 1 |
| Peeping Tom | 1 | 0 |
| Trespass | 29 | 0 |
| All Other Offenses | 163 | 0 |
| Total | 207 | 1 |



2024 Property Values by Type

| Type | Value |
|----------------------|-----------|
| Seized | \$66 |
| Burned | \$1,500 |
| Counterfeited/Forged | \$0 |
| Destroyed/Damaged | \$223,115 |
| Recovered | \$51,837 |
| Stolen | \$93,659 |

2024 Washington NIBRS Submission Agencies

Walla Walla PD

Walla Walla County

Population: 34,580
Months Reported: 12

Offense Overview

Offense Total 2,029
of Cleared Offense 745
Percent Cleared 36.7%

Group A Arrest Overview

Arrest Total 633
Adult Arrest Total 576
Juvenile Arrest Total 57

| Group A Offenses | Reported 2023 | Reported 2024 | % of Change | Crime Rate per 1,000 | Total Arrests | DV Offense Totals |
|----------------------------------|---------------|---------------|---------------|----------------------|---------------|-------------------|
| Murder | 0 | 2 | | 0.1 | 2 | 1 |
| Manslaughter | 0 | 0 | | 0.0 | 0 | 0 |
| Rape | 19 | 21 | 10.5% | 0.6 | 6 | 5 |
| Sodomy | 4 | 2 | -50.0% | 0.1 | 1 | 1 |
| Sexual Assault w/Object | 0 | 1 | | 0.0 | 0 | 0 |
| Fondling | 15 | 15 | 0.0% | 0.4 | 1 | 3 |
| Aggravated Assault | 91 | 65 | -28.6% | 1.9 | 35 | 26 |
| Simple Assault | 187 | 234 | 25.1% | 6.8 | 118 | 120 |
| Intimidation | 71 | 75 | 5.6% | 2.2 | 21 | 12 |
| Kidnapping | 5 | 9 | 80.0% | 0.3 | 3 | 4 |
| Incest | 0 | 0 | | 0.0 | 0 | 0 |
| Statutory Rape | 0 | 0 | | 0.0 | 0 | 0 |
| Human Trafficking Offenses | 0 | 0 | | 0.0 | 0 | 0 |
| Violation of No Contact/Protect. | 140 | 112 | -20.0% | 3.2 | 73 | 76 |
| Robbery | 11 | 10 | -9.1% | 0.3 | 5 | 0 |
| Burglary | 145 | 65 | -55.2% | 1.9 | 14 | 4 |
| Larceny-Theft Offenses | 652 | 678 | 4.0% | 19.6 | 162 | 10 |
| Motor Vehicle Theft | 92 | 78 | -15.2% | 2.3 | 5 | 3 |
| Arson | 27 | 21 | -22.2% | 0.6 | 6 | 0 |
| Destruction of Property | 421 | 299 | -29.0% | 8.6 | 37 | 29 |
| Counterfeiting/Forgery | 15 | 11 | -26.7% | 0.3 | 1 | 0 |
| Fraud Offenses | 87 | 82 | -5.7% | 2.4 | 2 | 2 |
| Embezzlement | 1 | 3 | 200.0% | 0.1 | 0 | 0 |
| Extortion/Blackmail | 3 | 4 | 33.3% | 0.1 | 0 | 0 |
| Bribery | 0 | 1 | | 0.0 | 0 | 0 |
| Stolen Property Offenses | 48 | 40 | -16.7% | 1.2 | 22 | 1 |
| Animal Cruelty | 4 | 2 | -50.0% | 0.1 | 1 | 0 |
| Drug/Narcotic Violations | 171 | 153 | -10.5% | 4.4 | 94 | 0 |
| Drug Equipment Violations | 21 | 3 | -85.7% | 0.1 | 0 | 0 |
| Gambling Offenses | 0 | 0 | | 0.0 | 0 | 0 |
| Pornography | 7 | 6 | -14.3% | 0.2 | 1 | 0 |
| Prostitution Offenses | 0 | 0 | | 0.0 | 0 | 0 |
| Weapon Law Violations | 52 | 37 | -28.8% | 1.1 | 23 | 0 |
| Grand Total | 2,289 | 2,029 | -11.4% | 58.7 | 633 | 297 |

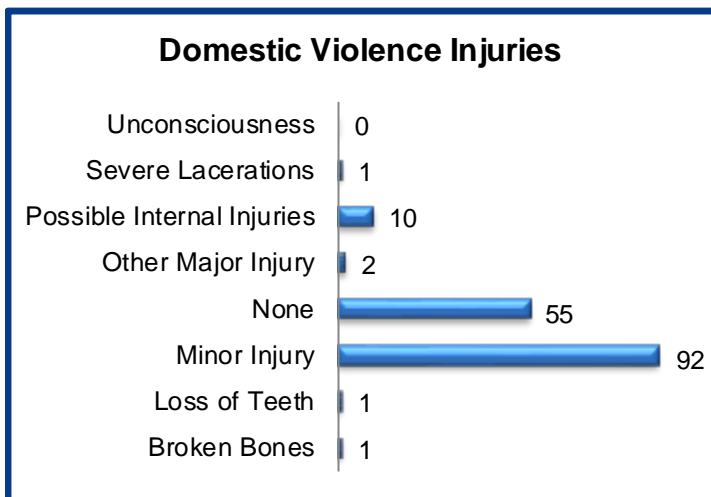
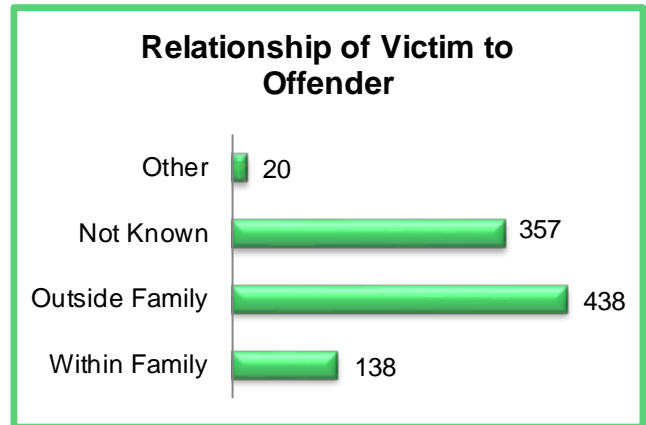
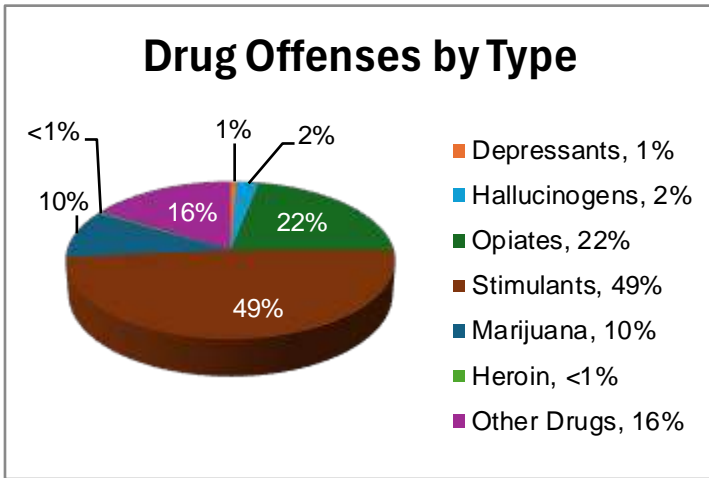
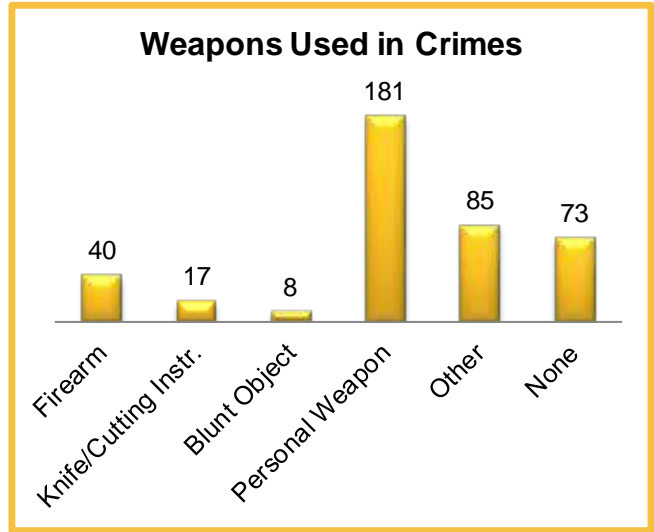
2024 Washington NIBRS Submission Agencies

Walla Walla PD

Continued

2024 Group B Arrests

| Offense | Adult | Juvenile |
|-----------------------|------------|-----------|
| Bad Checks | 0 | 0 |
| Curfew/Vagrancy | 0 | 0 |
| Disorderly Conduct | 2 | 0 |
| Drunkenness | 0 | 0 |
| DUI | 49 | 2 |
| Family Offenses | 3 | 0 |
| Liquor Law Violations | 5 | 3 |
| Peeping Tom | 1 | 0 |
| Trespass | 91 | 1 |
| All Other Offenses | 205 | 8 |
| Total | 356 | 14 |



2024 Property Values by Type

| Type | Value |
|----------------------|-------------|
| Seized | \$37,853 |
| Burned | \$34,290 |
| Counterfeited/Forged | \$42,207 |
| Destroyed/Damaged | \$356,490 |
| Recovered | \$289,530 |
| Stolen | \$2,167,037 |

2024 Washington NIBRS Submission Agencies

Whatcom SO

Whatcom County

Population: 94,465
Months Reported: 12

Offense Overview

Offense Total 1,850
of Cleared Offense 626
Percent Cleared 33.8%

Group A Arrest Overview

Arrest Total 467
Adult Arrest Total 453
Juvenile Arrest Total 14

| Group A Offenses | Reported 2023 | Reported 2024 | % of Change | Crime Rate per 1,000 | Total Arrests | DV Offense Totals |
|----------------------------------|---------------|---------------|---------------|----------------------|---------------|-------------------|
| Murder | 1 | 0 | -100.0% | 0.0 | 0 | 0 |
| Manslaughter | 0 | 1 | | 0.0 | 1 | 0 |
| Rape | 30 | 28 | -6.7% | 0.3 | 8 | 5 |
| Sodomy | 2 | 3 | 50.0% | 0.0 | 0 | 0 |
| Sexual Assault w/Object | 0 | 0 | | 0.0 | 0 | 0 |
| Fondling | 32 | 19 | -40.6% | 0.2 | 7 | 3 |
| Aggravated Assault | 105 | 88 | -16.2% | 0.9 | 51 | 37 |
| Simple Assault | 239 | 218 | -8.8% | 2.3 | 131 | 131 |
| Intimidation | 131 | 93 | -29.0% | 1.0 | 27 | 24 |
| Kidnapping | 9 | 15 | 66.7% | 0.2 | 8 | 9 |
| Incest | 1 | 2 | 100.0% | 0.0 | 0 | 2 |
| Statutory Rape | 1 | 2 | 100.0% | 0.0 | 0 | 1 |
| Human Trafficking Offenses | 0 | 0 | | 0.0 | 0 | 0 |
| Violation of No Contact/Protect. | 237 | 204 | -13.9% | 2.2 | 69 | 141 |
| Robbery | 7 | 2 | -71.4% | 0.0 | 3 | 0 |
| Burglary | 207 | 163 | -21.3% | 1.7 | 21 | 7 |
| Larceny-Theft Offenses | 511 | 326 | -36.2% | 3.5 | 15 | 4 |
| Motor Vehicle Theft | 90 | 57 | -36.7% | 0.6 | 4 | 2 |
| Arson | 5 | 6 | 20.0% | 0.1 | 3 | 0 |
| Destruction of Property | 267 | 175 | -34.5% | 1.9 | 15 | 30 |
| Counterfeiting/Forgery | 29 | 26 | -10.3% | 0.3 | 3 | 0 |
| Fraud Offenses | 179 | 180 | 0.6% | 1.9 | 9 | 1 |
| Embezzlement | 1 | 0 | -100.0% | 0.0 | 0 | 0 |
| Extortion/Blackmail | 2 | 5 | 150.0% | 0.1 | 1 | 1 |
| Bribery | 0 | 1 | | 0.0 | 0 | 1 |
| Stolen Property Offenses | 26 | 27 | 3.8% | 0.3 | 26 | 1 |
| Animal Cruelty | 3 | 4 | 33.3% | 0.0 | 1 | 0 |
| Drug/Narcotic Violations | 104 | 139 | 33.7% | 1.5 | 52 | 0 |
| Drug Equipment Violations | 9 | 13 | 44.4% | 0.1 | 2 | 0 |
| Gambling Offenses | 0 | 0 | | 0.0 | 0 | 0 |
| Pornography | 4 | 11 | 175.0% | 0.1 | 2 | 0 |
| Prostitution Offenses | 0 | 0 | | 0.0 | 0 | 0 |
| Weapon Law Violations | 44 | 42 | -4.5% | 0.4 | 8 | 0 |
| Grand Total | 2,276 | 1,850 | -18.7% | 19.6 | 467 | 400 |

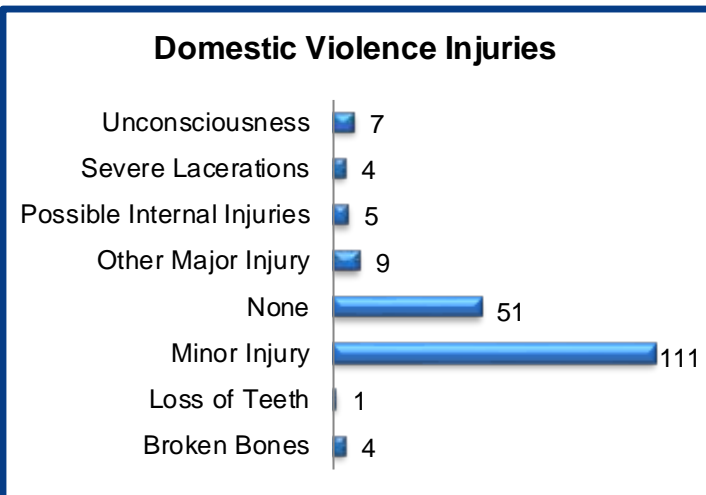
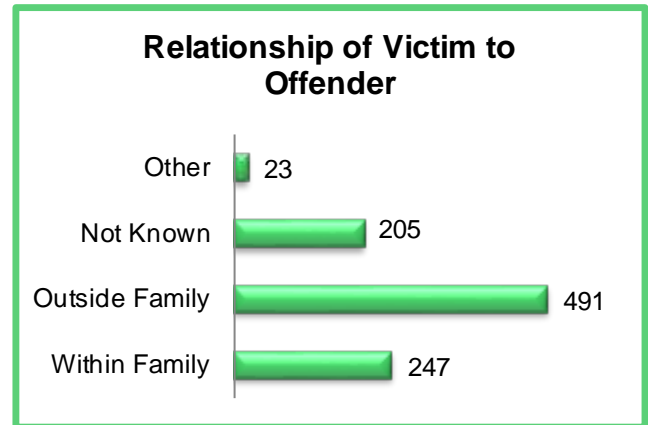
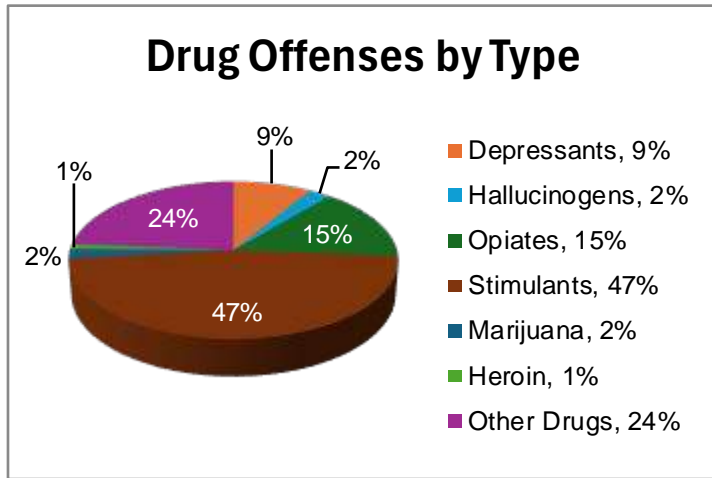
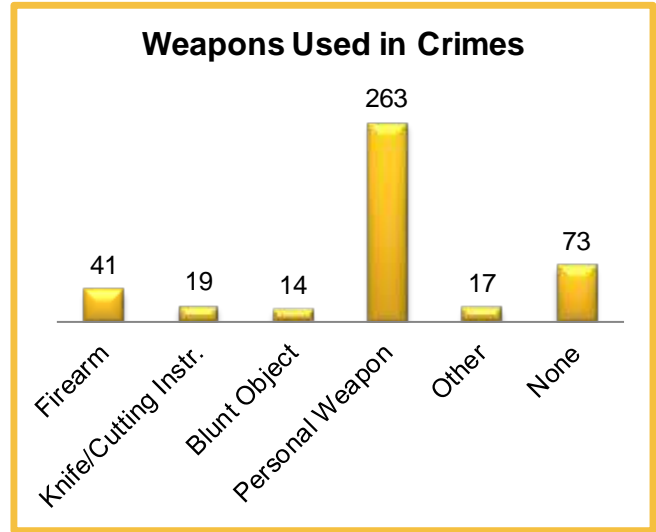
2024 Washington NIBRS Submission Agencies

Whatcom SO

Continued

2024 Group B Arrests

| Offense | Adult | Juvenile |
|-----------------------|------------|----------|
| Bad Checks | 0 | 0 |
| Curfew/Vagrancy | 0 | 0 |
| Disorderly Conduct | 6 | 0 |
| Drunkenness | 0 | 0 |
| DUI | 251 | 1 |
| Family Offenses | 1 | 0 |
| Liquor Law Violations | 0 | 1 |
| Peeping Tom | 0 | 0 |
| Trespass | 23 | 0 |
| All Other Offenses | 46 | 0 |
| Total | 327 | 2 |



2024 Property Values by Type

| Type | Value |
|----------------------|-------------|
| Seized | \$100 |
| Burned | \$4,555 |
| Counterfeited/Forged | \$47,924 |
| Destroyed/Damaged | \$412,442 |
| Recovered | \$1,035,771 |
| Stolen | \$3,469,151 |

2024 Washington NIBRS Submission Agencies

Bellingham PD

Whatcom County

Population: 97,270
Months Reported: 12

Offense Overview

Offense Total 8,297
of Cleared Offense 2,762
Percent Cleared 33.3%

Group A Arrest Overview

Arrest Total 2,215
Adult Arrest Total 2,077
Juvenile Arrest Total 138

| Group A Offenses | Reported 2023 | Reported 2024 | % of Change | Crime Rate per 1,000 | Total Arrests | DV Offense Totals |
|----------------------------------|---------------|---------------|---------------|----------------------|---------------|-------------------|
| Murder | 1 | 3 | 200.0% | 0.0 | 4 | 2 |
| Manslaughter | 1 | 1 | 0.0% | 0.0 | 1 | 0 |
| Rape | 13 | 20 | 53.8% | 0.2 | 5 | 4 |
| Sodomy | 1 | 0 | -100.0% | 0.0 | 0 | 0 |
| Sexual Assault w/Object | 0 | 0 | | 0.0 | 0 | 0 |
| Fondling | 3 | 7 | 133.3% | 0.1 | 4 | 1 |
| Aggravated Assault | 217 | 244 | 12.4% | 2.5 | 164 | 57 |
| Simple Assault | 603 | 573 | -5.0% | 5.9 | 305 | 259 |
| Intimidation | 235 | 262 | 11.5% | 2.7 | 86 | 69 |
| Kidnapping | 25 | 50 | 100.0% | 0.5 | 19 | 30 |
| Incest | 0 | 0 | | 0.0 | 0 | 0 |
| Statutory Rape | 2 | 2 | 0.0% | 0.0 | 1 | 0 |
| Human Trafficking Offenses | 0 | 1 | | 0.0 | 0 | 1 |
| Violation of No Contact/Protect. | 177 | 331 | 87.0% | 3.4 | 149 | 296 |
| Robbery | 96 | 75 | -21.9% | 0.8 | 38 | 1 |
| Burglary | 670 | 494 | -26.3% | 5.1 | 189 | 34 |
| Larceny-Theft Offenses | 3,483 | 3,286 | -5.7% | 33.8 | 710 | 27 |
| Motor Vehicle Theft | 251 | 159 | -36.7% | 1.6 | 25 | 11 |
| Arson | 24 | 8 | -66.7% | 0.1 | 3 | 1 |
| Destruction of Property | 2,869 | 1,911 | -33.4% | 19.6 | 176 | 107 |
| Counterfeiting/Forgery | 102 | 65 | -36.3% | 0.7 | 2 | 1 |
| Fraud Offenses | 185 | 241 | 30.3% | 2.5 | 17 | 11 |
| Embezzlement | 0 | 0 | | 0.0 | 0 | 0 |
| Extortion/Blackmail | 17 | 35 | 105.9% | 0.4 | 0 | 0 |
| Bribery | 0 | 0 | | 0.0 | 0 | 0 |
| Stolen Property Offenses | 107 | 143 | 33.6% | 1.5 | 61 | 1 |
| Animal Cruelty | 0 | 0 | | 0.0 | 0 | 0 |
| Drug/Narcotic Violations | 151 | 287 | 90.1% | 3.0 | 228 | 0 |
| Drug Equipment Violations | 4 | 3 | -25.0% | 0.0 | 1 | 0 |
| Gambling Offenses | 0 | 0 | | 0.0 | 0 | 0 |
| Pornography | 19 | 13 | -31.6% | 0.1 | 4 | 0 |
| Prostitution Offenses | 4 | 2 | -50.0% | 0.0 | 0 | 0 |
| Weapon Law Violations | 91 | 81 | -11.0% | 0.8 | 23 | 0 |
| Grand Total | 9,351 | 8,297 | -11.3% | 85.3 | 2,215 | 913 |

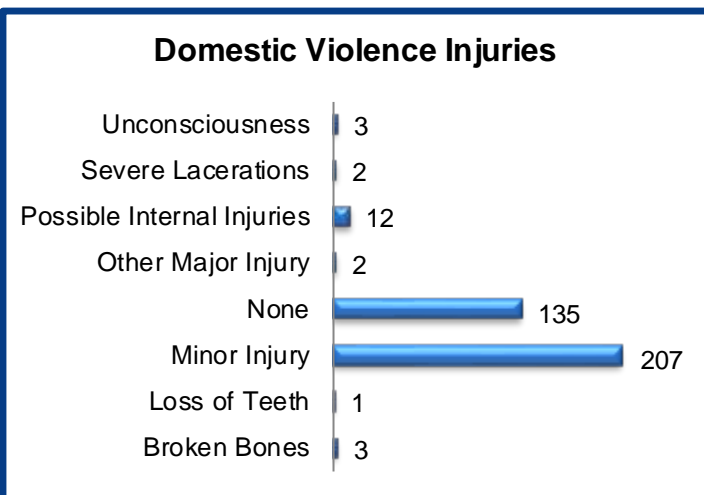
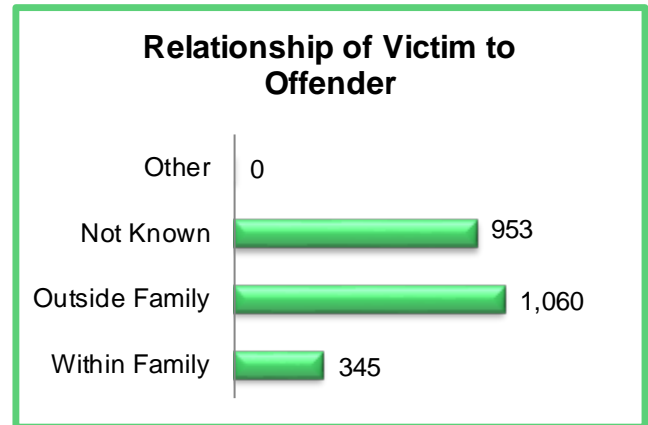
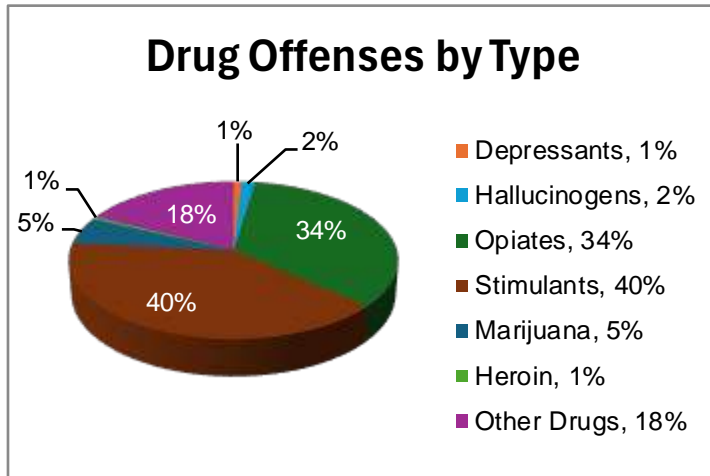
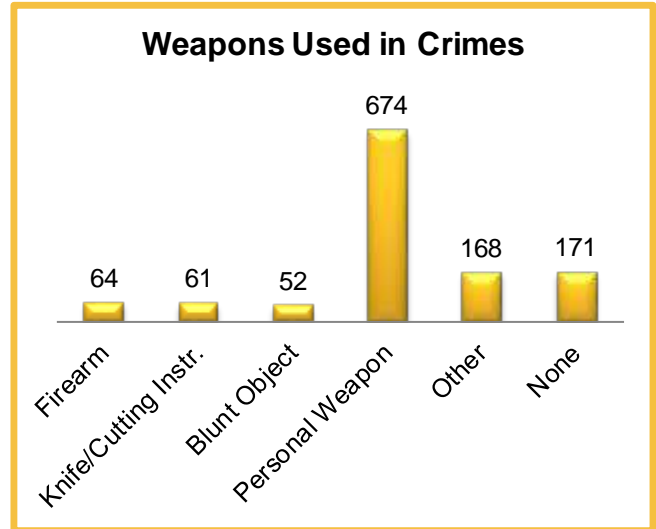
2024 Washington NIBRS Submission Agencies

Bellingham PD

Continued

2024 Group B Arrests

| Offense | Adult | Juvenile |
|-----------------------|------------|-----------|
| Bad Checks | 0 | 0 |
| Curfew/Vagrancy | 0 | 0 |
| Disorderly Conduct | 60 | 0 |
| Drunkenness | 0 | 0 |
| DUI | 367 | 7 |
| Family Offenses | 0 | 0 |
| Liquor Law Violations | 10 | 10 |
| Peeping Tom | 1 | 0 |
| Trespass | 272 | 10 |
| All Other Offenses | 142 | 11 |
| Total | 852 | 38 |



2024 Property Values by Type

| Type | Value |
|----------------------|-------------|
| Seized | \$805 |
| Burned | \$27,800 |
| Counterfeited/Forged | \$291,400 |
| Destroyed/Damaged | \$1,064,777 |
| Recovered | \$2,196,055 |
| Stolen | \$7,296,666 |

2024 Washington NIBRS Submission Agencies

Blaine PD

Whatcom County

Population: 6,480
Months Reported: 12

Offense Overview

Offense Total 364
of Cleared Offense 151
Percent Cleared 41.5%

Group A Arrest Overview

Arrest Total 129
Adult Arrest Total 104
Juvenile Arrest Total 25

| Group A Offenses | Reported 2023 | Reported 2024 | % of Change | Crime Rate per 1,000 | Total Arrests | DV Offense Totals |
|----------------------------------|---------------|---------------|-------------|----------------------|---------------|-------------------|
| Murder | 0 | 0 | | 0.0 | 0 | 0 |
| Manslaughter | 0 | 0 | | 0.0 | 0 | 0 |
| Rape | 0 | 4 | | 0.6 | 2 | 1 |
| Sodomy | 0 | 0 | | 0.0 | 0 | 0 |
| Sexual Assault w/Object | 0 | 0 | | 0.0 | 0 | 0 |
| Fondling | 1 | 1 | 0.0% | 0.2 | 0 | 0 |
| Aggravated Assault | 15 | 6 | -60.0% | 0.9 | 4 | 1 |
| Simple Assault | 56 | 45 | -19.6% | 6.9 | 35 | 24 |
| Intimidation | 20 | 18 | -10.0% | 2.8 | 9 | 4 |
| Kidnapping | 5 | 5 | 0.0% | 0.8 | 2 | 2 |
| Incest | 0 | 0 | | 0.0 | 0 | 0 |
| Statutory Rape | 0 | 0 | | 0.0 | 0 | 0 |
| Human Trafficking Offenses | 0 | 0 | | 0.0 | 0 | 0 |
| Violation of No Contact/Protect. | 36 | 33 | -8.3% | 5.1 | 24 | 28 |
| Robbery | 1 | 1 | 0.0% | 0.2 | 1 | 0 |
| Burglary | 21 | 40 | 90.5% | 6.2 | 7 | 1 |
| Larceny-Theft Offenses | 79 | 108 | 36.7% | 16.7 | 17 | 0 |
| Motor Vehicle Theft | 12 | 4 | -66.7% | 0.6 | 1 | 0 |
| Arson | 0 | 0 | | 0.0 | 0 | 0 |
| Destruction of Property | 60 | 57 | -5.0% | 8.8 | 14 | 8 |
| Counterfeiting/Forgery | 7 | 1 | -85.7% | 0.2 | 0 | 0 |
| Fraud Offenses | 11 | 18 | 63.6% | 2.8 | 0 | 0 |
| Embezzlement | 0 | 0 | | 0.0 | 0 | 0 |
| Extortion/Blackmail | 1 | 2 | 100.0% | 0.3 | 0 | 0 |
| Bribery | 0 | 0 | | 0.0 | 0 | 0 |
| Stolen Property Offenses | 9 | 5 | -44.4% | 0.8 | 1 | 0 |
| Animal Cruelty | 0 | 0 | | 0.0 | 0 | 0 |
| Drug/Narcotic Violations | 9 | 8 | -11.1% | 1.2 | 9 | 0 |
| Drug Equipment Violations | 1 | 0 | -100.0% | 0.0 | 0 | 0 |
| Gambling Offenses | 0 | 0 | | 0.0 | 0 | 0 |
| Pornography | 2 | 1 | -50.0% | 0.2 | 1 | 0 |
| Prostitution Offenses | 0 | 1 | | 0.2 | 1 | 0 |
| Weapon Law Violations | 8 | 6 | -25.0% | 0.9 | 1 | 0 |
| Grand Total | 354 | 364 | 2.8% | 56.2 | 129 | 69 |

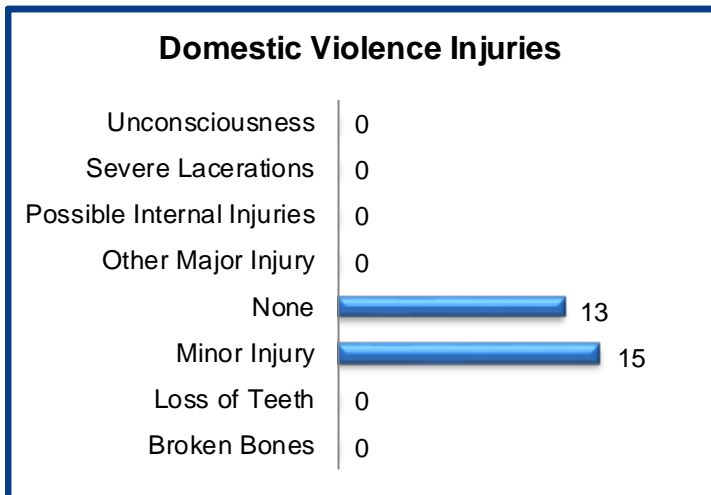
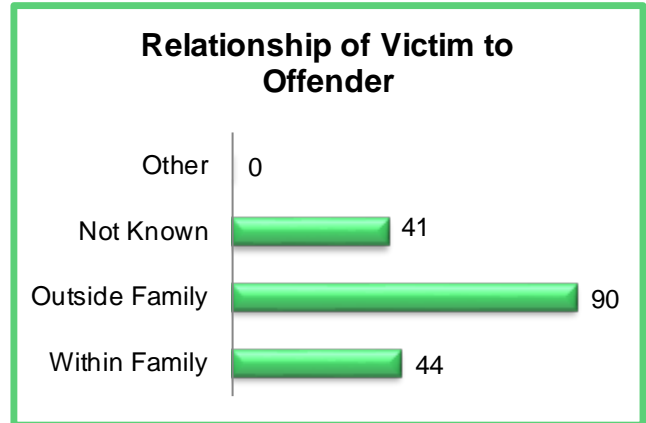
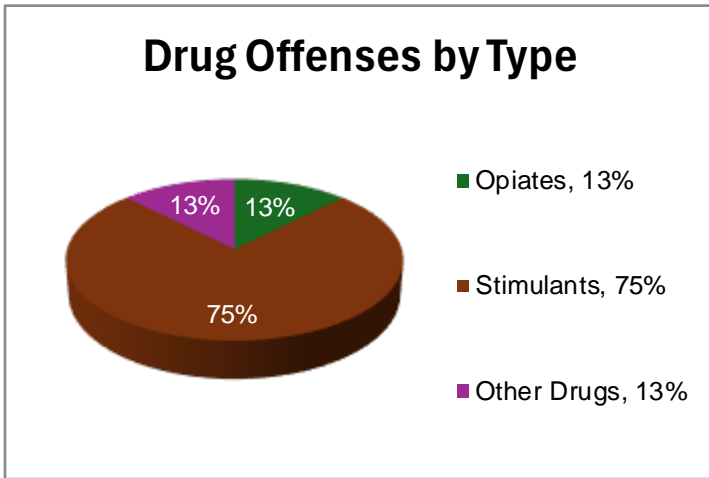
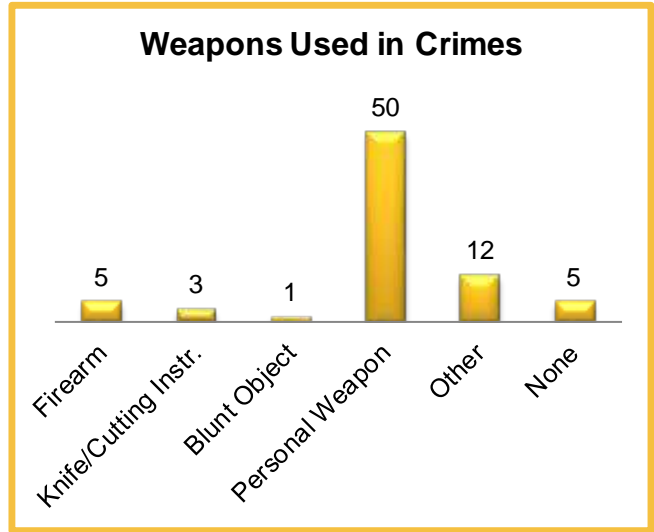
2024 Washington NIBRS Submission Agencies

Blaine PD

Continued

2024 Group B Arrests

| Offense | Adult | Juvenile |
|-----------------------|-----------|----------|
| Bad Checks | 0 | 0 |
| Curfew/Vagrancy | 0 | 0 |
| Disorderly Conduct | 7 | 0 |
| Drunkenness | 0 | 0 |
| DUI | 9 | 0 |
| Family Offenses | 0 | 0 |
| Liquor Law Violations | 1 | 3 |
| Peeping Tom | 0 | 0 |
| Trespass | 13 | 3 |
| All Other Offenses | 25 | 1 |
| Total | 55 | 7 |



2024 Property Values by Type

| Type | Value |
|----------------------|-------------|
| Seized | \$0 |
| Burned | \$0 |
| Counterfeited/Forged | \$586 |
| Destroyed/Damaged | \$83,278 |
| Recovered | \$56,968 |
| Stolen | \$6,722,149 |

2024 Washington NIBRS Submission Agencies

Everson PD

Whatcom County

Population: 4,810
Months Reported: 12

Offense Overview

Offense Total 79
of Cleared Offense 14
Percent Cleared 17.7%

Group A Arrest Overview

Arrest Total 14
Adult Arrest Total 11
Juvenile Arrest Total 3

| Group A Offenses | Reported 2023 | Reported 2024 | % of Change | Crime Rate per 1,000 | Total Arrests | DV Offense Totals |
|----------------------------------|---------------|---------------|--------------|----------------------|---------------|-------------------|
| Murder | 0 | 0 | | 0.0 | 0 | 0 |
| Manslaughter | 0 | 0 | | 0.0 | 0 | 0 |
| Rape | 0 | 2 | | 0.4 | 0 | 0 |
| Sodomy | 0 | 0 | | 0.0 | 0 | 0 |
| Sexual Assault w/Object | 0 | 0 | | 0.0 | 0 | 0 |
| Fondling | 0 | 0 | | 0.0 | 0 | 0 |
| Aggravated Assault | 1 | 4 | 300.0% | 0.8 | 3 | 2 |
| Simple Assault | 14 | 23 | 64.3% | 4.8 | 9 | 13 |
| Intimidation | 0 | 0 | | 0.0 | 0 | 0 |
| Kidnapping | 0 | 0 | | 0.0 | 0 | 0 |
| Incest | 0 | 0 | | 0.0 | 0 | 0 |
| Statutory Rape | 0 | 2 | | 0.4 | 0 | 0 |
| Human Trafficking Offenses | 0 | 0 | | 0.0 | 0 | 0 |
| Violation of No Contact/Protect. | 3 | 1 | -66.7% | 0.2 | 0 | 0 |
| Robbery | 0 | 0 | | 0.0 | 0 | 0 |
| Burglary | 2 | 2 | 0.0% | 0.4 | 0 | 0 |
| Larceny-Theft Offenses | 12 | 15 | 25.0% | 3.1 | 0 | 0 |
| Motor Vehicle Theft | 2 | 0 | -100.0% | 0.0 | 0 | 0 |
| Arson | 0 | 0 | | 0.0 | 0 | 0 |
| Destruction of Property | 27 | 25 | -7.4% | 5.2 | 2 | 0 |
| Counterfeiting/Forgery | 2 | 3 | 50.0% | 0.6 | 0 | 0 |
| Fraud Offenses | 4 | 1 | -75.0% | 0.2 | 0 | 0 |
| Embezzlement | 0 | 0 | | 0.0 | 0 | 0 |
| Extortion/Blackmail | 0 | 1 | | 0.2 | 0 | 0 |
| Bribery | 0 | 0 | | 0.0 | 0 | 0 |
| Stolen Property Offenses | 0 | 0 | | 0.0 | 0 | 0 |
| Animal Cruelty | 0 | 0 | | 0.0 | 0 | 0 |
| Drug/Narcotic Violations | 1 | 0 | -100.0% | 0.0 | 0 | 0 |
| Drug Equipment Violations | 0 | 0 | | 0.0 | 0 | 0 |
| Gambling Offenses | 0 | 0 | | 0.0 | 0 | 0 |
| Pornography | 0 | 0 | | 0.0 | 0 | 0 |
| Prostitution Offenses | 0 | 0 | | 0.0 | 0 | 0 |
| Weapon Law Violations | 0 | 0 | | 0.0 | 0 | 0 |
| Grand Total | 68 | 79 | 16.2% | 16.4 | 14 | 15 |

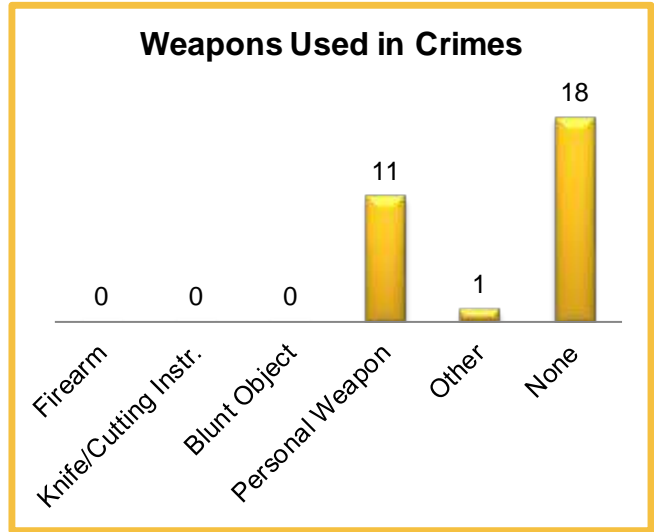
2024 Washington NIBRS Submission Agencies

Everson PD

Continued

2024 Group B Arrests

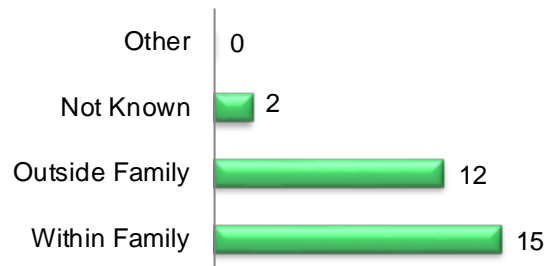
| Offense | Adult | Juvenile |
|-----------------------|----------|----------|
| Bad Checks | 0 | 0 |
| Curfew/Vagrancy | 0 | 0 |
| Disorderly Conduct | 0 | 0 |
| Drunkenness | 0 | 0 |
| DUI | 0 | 0 |
| Family Offenses | 0 | 0 |
| Liquor Law Violations | 0 | 0 |
| Peeping Tom | 0 | 0 |
| Trespass | 0 | 0 |
| All Other Offenses | 0 | 0 |
| Total | 0 | 0 |



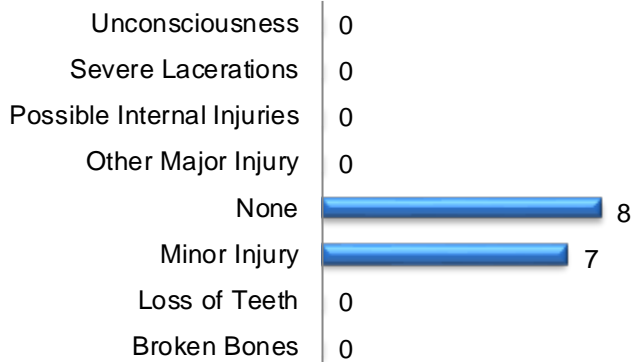
Drug Offenses by Type

No Drug Offenses by Type Reported

Relationship of Victim to Offender



Domestic Violence Injuries



2024 Property Values by Type

| Type | Value |
|----------------------|----------|
| Seized | \$0 |
| Burned | \$0 |
| Counterfeited/Forged | \$5,200 |
| Destroyed/Damaged | \$8,650 |
| Recovered | \$0 |
| Stolen | \$17,920 |

2024 Washington NIBRS Submission Agencies

Ferndale PD

Whatcom County

Population: 16,430
Months Reported: 12

Offense Overview

Offense Total 548
of Cleared Offense 222
Percent Cleared 40.5%

Group A Arrest Overview

Arrest Total 208
Adult Arrest Total 181
Juvenile Arrest Total 27

| Group A Offenses | Reported 2023 | Reported 2024 | % of Change | Crime Rate per 1,000 | Total Arrests | DV Offense Totals |
|----------------------------------|---------------|---------------|---------------|----------------------|---------------|-------------------|
| Murder | 0 | 0 | | 0.0 | 0 | 0 |
| Manslaughter | 1 | 0 | -100.0% | 0.0 | 0 | 0 |
| Rape | 8 | 5 | -37.5% | 0.3 | 2 | 2 |
| Sodomy | 0 | 0 | | 0.0 | 0 | 0 |
| Sexual Assault w/Object | 0 | 0 | | 0.0 | 0 | 0 |
| Fondling | 0 | 4 | | 0.2 | 1 | 2 |
| Aggravated Assault | 21 | 13 | -38.1% | 0.8 | 12 | 9 |
| Simple Assault | 61 | 69 | 13.1% | 4.2 | 50 | 31 |
| Intimidation | 28 | 22 | -21.4% | 1.3 | 8 | 3 |
| Kidnapping | 1 | 3 | 200.0% | 0.2 | 0 | 1 |
| Incest | 0 | 0 | | 0.0 | 0 | 0 |
| Statutory Rape | 1 | 1 | 0.0% | 0.1 | 1 | 0 |
| Human Trafficking Offenses | 0 | 0 | | 0.0 | 0 | 0 |
| Violation of No Contact/Protect. | 21 | 35 | 66.7% | 2.1 | 26 | 32 |
| Robbery | 7 | 2 | -71.4% | 0.1 | 2 | 1 |
| Burglary | 20 | 33 | 65.0% | 2.0 | 4 | 0 |
| Larceny-Theft Offenses | 255 | 230 | -9.8% | 14.0 | 76 | 0 |
| Motor Vehicle Theft | 15 | 12 | -20.0% | 0.7 | 2 | 1 |
| Arson | 1 | 0 | -100.0% | 0.0 | 1 | 0 |
| Destruction of Property | 128 | 78 | -39.1% | 4.7 | 12 | 8 |
| Counterfeiting/Forgery | 24 | 15 | -37.5% | 0.9 | 0 | 0 |
| Fraud Offenses | 13 | 9 | -30.8% | 0.5 | 0 | 1 |
| Embezzlement | 0 | 0 | | 0.0 | 0 | 0 |
| Extortion/Blackmail | 0 | 0 | | 0.0 | 0 | 0 |
| Bribery | 0 | 0 | | 0.0 | 0 | 0 |
| Stolen Property Offenses | 4 | 5 | 25.0% | 0.3 | 5 | 0 |
| Animal Cruelty | 0 | 0 | | 0.0 | 0 | 0 |
| Drug/Narcotic Violations | 2 | 0 | -100.0% | 0.0 | 0 | 0 |
| Drug Equipment Violations | 1 | 0 | -100.0% | 0.0 | 0 | 0 |
| Gambling Offenses | 0 | 0 | | 0.0 | 0 | 0 |
| Pornography | 3 | 4 | 33.3% | 0.2 | 1 | 0 |
| Prostitution Offenses | 0 | 0 | | 0.0 | 0 | 0 |
| Weapon Law Violations | 8 | 8 | 0.0% | 0.5 | 5 | 0 |
| Grand Total | 623 | 548 | -12.0% | 33.4 | 208 | 91 |

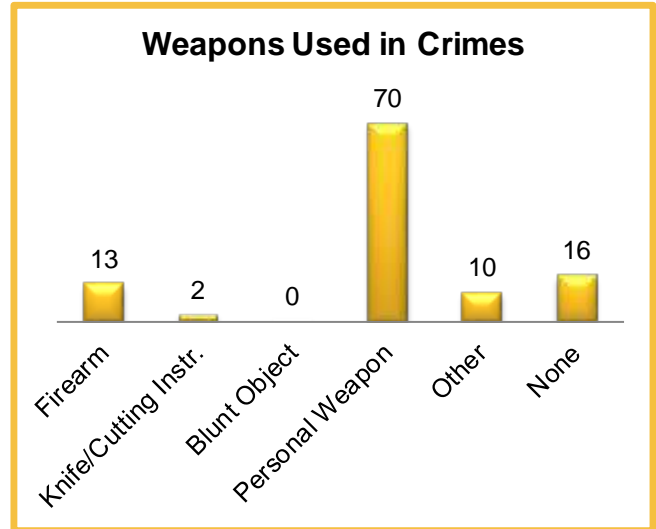
2024 Washington NIBRS Submission Agencies

Ferndale PD

Continued

2024 Group B Arrests

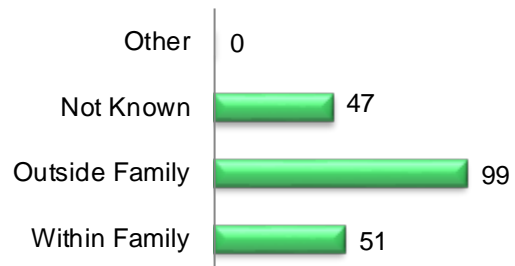
| Offense | Adult | Juvenile |
|-----------------------|-----------|----------|
| Bad Checks | 0 | 0 |
| Curfew/Vagrancy | 0 | 0 |
| Disorderly Conduct | 0 | 0 |
| Drunkenness | 0 | 0 |
| DUI | 27 | 0 |
| Family Offenses | 0 | 0 |
| Liquor Law Violations | 0 | 0 |
| Peeping Tom | 0 | 0 |
| Trespass | 10 | 2 |
| All Other Offenses | 13 | 0 |
| Total | 50 | 2 |



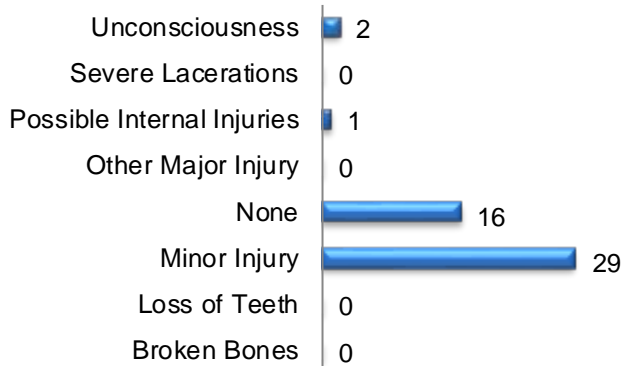
Drug Offenses by Type

No Drug Offenses by Type Reported

Relationship of Victim to Offender



Domestic Violence Injuries



2024 Property Values by Type

| Type | Value |
|----------------------|-----------|
| Seized | \$0 |
| Burned | \$0 |
| Counterfeited/Forged | \$29,786 |
| Destroyed/Damaged | \$96,508 |
| Recovered | \$57,880 |
| Stolen | \$688,291 |

2024 Washington NIBRS Submission Agencies

Lynden PD

Whatcom County

Population: 16,710
Months Reported: 12

Offense Overview

Offense Total 539
of Cleared Offense 167
Percent Cleared 31.0%

Group A Arrest Overview

Arrest Total 126
Adult Arrest Total 96
Juvenile Arrest Total 30

| Group A Offenses | Reported 2023 | Reported 2024 | % of Change | Crime Rate per 1,000 | Total Arrests | DV Offense Totals |
|----------------------------------|---------------|---------------|---------------|----------------------|---------------|-------------------|
| Murder | 0 | 0 | | 0.0 | 0 | 0 |
| Manslaughter | 0 | 0 | | 0.0 | 0 | 0 |
| Rape | 12 | 7 | -41.7% | 0.4 | 5 | 3 |
| Sodomy | 0 | 0 | | 0.0 | 0 | 0 |
| Sexual Assault w/Object | 0 | 0 | | 0.0 | 0 | 0 |
| Fondling | 6 | 7 | 16.7% | 0.4 | 4 | 3 |
| Aggravated Assault | 19 | 22 | 15.8% | 1.3 | 9 | 10 |
| Simple Assault | 126 | 82 | -34.9% | 4.9 | 37 | 50 |
| Intimidation | 44 | 32 | -27.3% | 1.9 | 5 | 4 |
| Kidnapping | 2 | 4 | 100.0% | 0.2 | 1 | 2 |
| Incest | 0 | 0 | | 0.0 | 0 | 0 |
| Statutory Rape | 2 | 5 | 150.0% | 0.3 | 3 | 1 |
| Human Trafficking Offenses | 0 | 0 | | 0.0 | 0 | 0 |
| Violation of No Contact/Protect. | 26 | 20 | -23.1% | 1.2 | 3 | 9 |
| Robbery | 3 | 3 | 0.0% | 0.2 | 3 | 1 |
| Burglary | 21 | 19 | -9.5% | 1.1 | 8 | 1 |
| Larceny-Theft Offenses | 222 | 182 | -18.0% | 10.9 | 29 | 1 |
| Motor Vehicle Theft | 14 | 7 | -50.0% | 0.4 | 3 | 0 |
| Arson | 0 | 0 | | 0.0 | 0 | 0 |
| Destruction of Property | 84 | 76 | -9.5% | 4.5 | 4 | 2 |
| Counterfeiting/Forgery | 16 | 14 | -12.5% | 0.8 | 0 | 1 |
| Fraud Offenses | 17 | 37 | 117.6% | 2.2 | 1 | 1 |
| Embezzlement | 0 | 0 | | 0.0 | 0 | 0 |
| Extortion/Blackmail | 2 | 4 | 100.0% | 0.2 | 0 | 0 |
| Bribery | 0 | 0 | | 0.0 | 0 | 0 |
| Stolen Property Offenses | 4 | 7 | 75.0% | 0.4 | 2 | 0 |
| Animal Cruelty | 0 | 0 | | 0.0 | 0 | 0 |
| Drug/Narcotic Violations | 7 | 7 | 0.0% | 0.4 | 7 | 0 |
| Drug Equipment Violations | 1 | 0 | -100.0% | 0.0 | 0 | 0 |
| Gambling Offenses | 0 | 0 | | 0.0 | 0 | 0 |
| Pornography | 6 | 3 | -50.0% | 0.2 | 2 | 0 |
| Prostitution Offenses | 0 | 0 | | 0.0 | 0 | 0 |
| Weapon Law Violations | 6 | 1 | -83.3% | 0.1 | 0 | 0 |
| Grand Total | 640 | 539 | -15.8% | 32.3 | 126 | 89 |

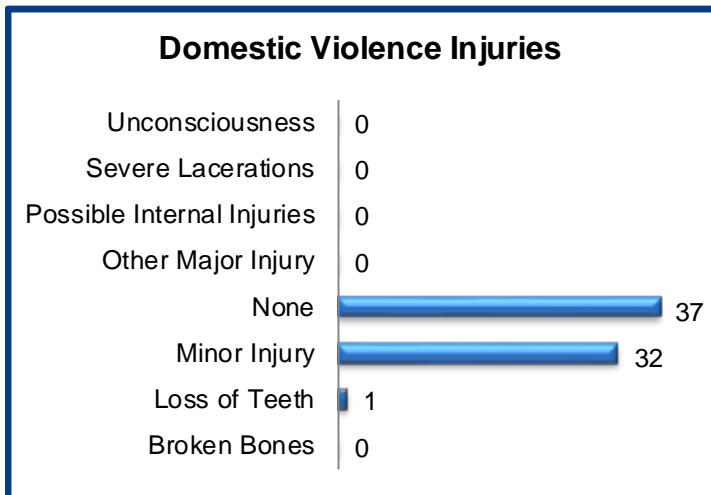
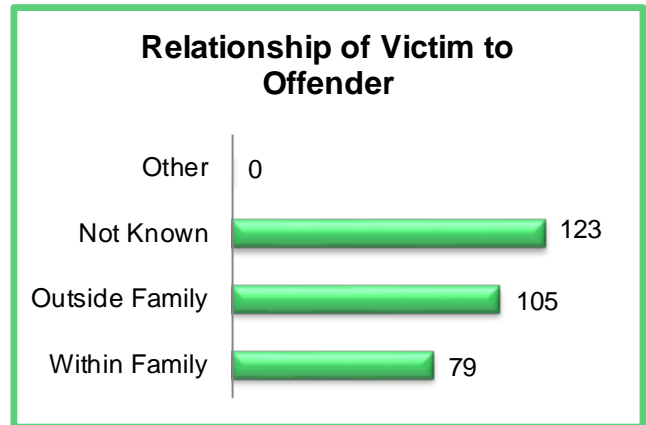
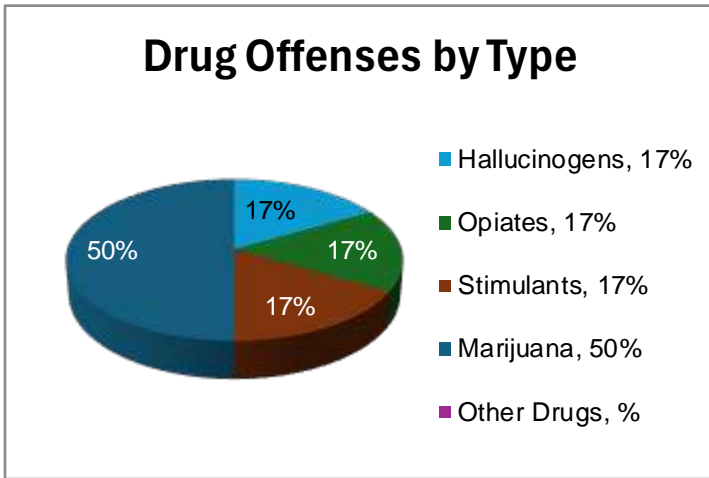
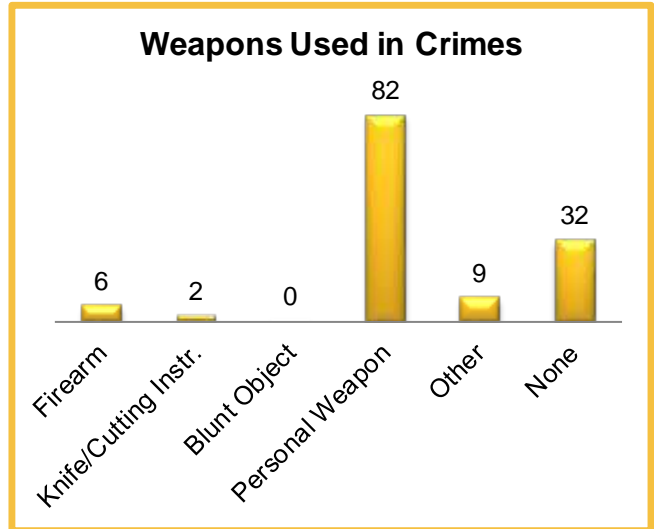
2024 Washington NIBRS Submission Agencies

Lynden PD

Continued

2024 Group B Arrests

| Offense | Adult | Juvenile |
|-----------------------|-----------|----------|
| Bad Checks | 0 | 0 |
| Curfew/Vagrancy | 0 | 0 |
| Disorderly Conduct | 2 | 0 |
| Drunkenness | 0 | 0 |
| DUI | 39 | 1 |
| Family Offenses | 1 | 0 |
| Liquor Law Violations | 0 | 2 |
| Peeping Tom | 0 | 1 |
| Trespass | 9 | 0 |
| All Other Offenses | 33 | 1 |
| Total | 84 | 5 |



2024 Property Values by Type

| Type | Value |
|----------------------|-----------|
| Seized | \$0 |
| Burned | \$0 |
| Counterfeited/Forged | \$35,681 |
| Destroyed/Damaged | \$48,076 |
| Recovered | \$87,402 |
| Stolen | \$729,406 |

2024 Washington NIBRS Submission Agencies

Sumas PD

Whatcom County

Population: 1,835
Months Reported: 12

Offense Overview

Offense Total 24
of Cleared Offense 12
Percent Cleared 50.0%

Group A Arrest Overview

Arrest Total 12
Adult Arrest Total 8
Juvenile Arrest Total 4

| Group A Offenses | Reported 2023 | Reported 2024 | % of Change | Crime Rate per 1,000 | Total Arrests | DV Offense Totals |
|----------------------------------|---------------|---------------|---------------|----------------------|---------------|-------------------|
| Murder | 0 | 0 | | 0.0 | 0 | 0 |
| Manslaughter | 0 | 0 | | 0.0 | 0 | 0 |
| Rape | 0 | 0 | | 0.0 | 0 | 0 |
| Sodomy | 0 | 0 | | 0.0 | 0 | 0 |
| Sexual Assault w/Object | 0 | 0 | | 0.0 | 0 | 0 |
| Fondling | 0 | 0 | | 0.0 | 0 | 0 |
| Aggravated Assault | 0 | 0 | | 0.0 | 0 | 0 |
| Simple Assault | 4 | 10 | 150.0% | 5.4 | 9 | 7 |
| Intimidation | 0 | 0 | | 0.0 | 0 | 0 |
| Kidnapping | 0 | 0 | | 0.0 | 0 | 0 |
| Incest | 0 | 0 | | 0.0 | 0 | 0 |
| Statutory Rape | 0 | 0 | | 0.0 | 0 | 0 |
| Human Trafficking Offenses | 0 | 0 | | 0.0 | 0 | 0 |
| Violation of No Contact/Protect. | 0 | 0 | | 0.0 | 0 | 0 |
| Robbery | 0 | 0 | | 0.0 | 0 | 0 |
| Burglary | 0 | 2 | | 1.1 | 0 | 0 |
| Larceny-Theft Offenses | 1 | 11 | 1000.0% | 6.0 | 2 | 0 |
| Motor Vehicle Theft | 1 | 0 | -100.0% | 0.0 | 0 | 0 |
| Arson | 0 | 0 | | 0.0 | 0 | 0 |
| Destruction of Property | 0 | 0 | | 0.0 | 0 | 0 |
| Counterfeiting/Forgery | 0 | 0 | | 0.0 | 0 | 0 |
| Fraud Offenses | 0 | 0 | | 0.0 | 0 | 0 |
| Embezzlement | 0 | 0 | | 0.0 | 0 | 0 |
| Extortion/Blackmail | 0 | 0 | | 0.0 | 0 | 0 |
| Bribery | 0 | 0 | | 0.0 | 0 | 0 |
| Stolen Property Offenses | 0 | 0 | | 0.0 | 0 | 0 |
| Animal Cruelty | 1 | 0 | -100.0% | 0.0 | 0 | 0 |
| Drug/Narcotic Violations | 0 | 1 | | 0.5 | 1 | 0 |
| Drug Equipment Violations | 0 | 0 | | 0.0 | 0 | 0 |
| Gambling Offenses | 0 | 0 | | 0.0 | 0 | 0 |
| Pornography | 0 | 0 | | 0.0 | 0 | 0 |
| Prostitution Offenses | 0 | 0 | | 0.0 | 0 | 0 |
| Weapon Law Violations | 1 | 0 | -100.0% | 0.0 | 0 | 0 |
| Grand Total | 8 | 24 | 200.0% | 13.1 | 12 | 7 |

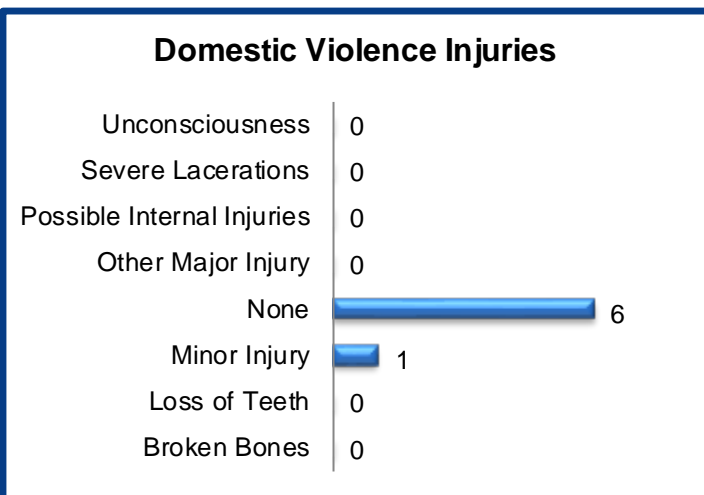
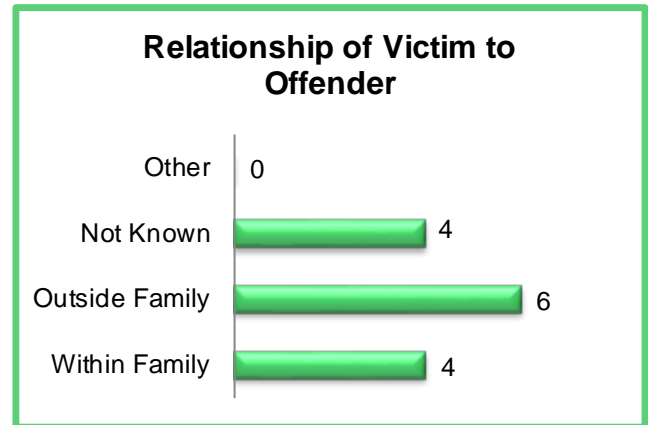
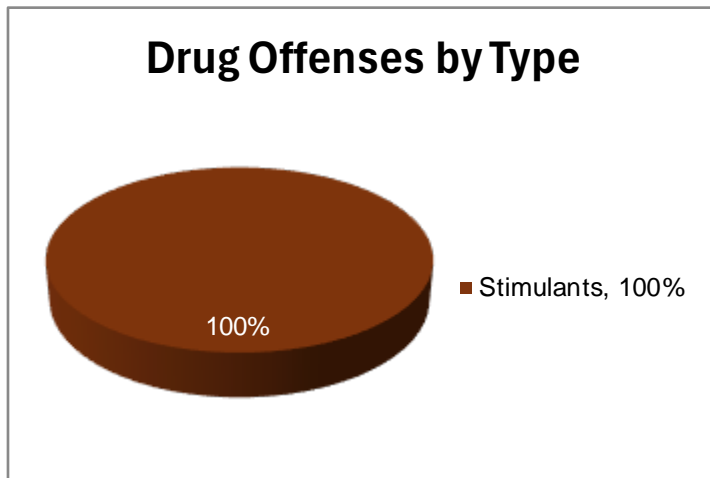
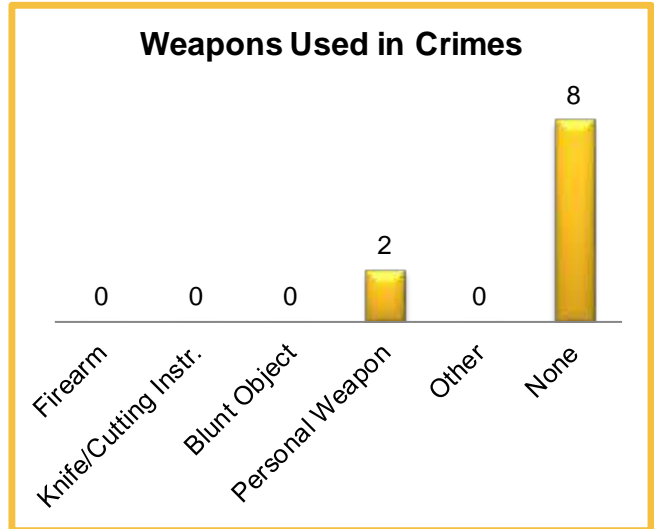
2024 Washington NIBRS Submission Agencies

Sumas PD

Continued

2024 Group B Arrests

| Offense | Adult | Juvenile |
|-----------------------|----------|----------|
| Bad Checks | 0 | 0 |
| Curfew/Vagrancy | 0 | 0 |
| Disorderly Conduct | 0 | 0 |
| Drunkenness | 0 | 0 |
| DUI | 7 | 0 |
| Family Offenses | 0 | 0 |
| Liquor Law Violations | 0 | 0 |
| Peeping Tom | 0 | 0 |
| Trespass | 0 | 0 |
| All Other Offenses | 0 | 0 |
| Total | 7 | 0 |



2024 Property Values by Type

| Type | Value |
|----------------------|---------|
| Seized | \$0 |
| Burned | \$0 |
| Counterfeited/Forged | \$0 |
| Destroyed/Damaged | \$0 |
| Recovered | \$0 |
| Stolen | \$6,141 |

2024 Washington NIBRS Submission Agencies

Western WA University PD

Whatcom County

Population: 0
Months Reported: 12

Offense Overview

Offense Total 350
of Cleared Offense 15
Percent Cleared 4.3%

Group A Arrest Overview

Arrest Total 11
Adult Arrest Total 11
Juvenile Arrest Total 0

| Group A Offenses | Reported 2023 | Reported 2024 | % of Change | Crime Rate per 1,000 | Total Arrests | DV Offense Totals |
|----------------------------------|---------------|---------------|-------------|----------------------|---------------|-------------------|
| Murder | 0 | 0 | | 0.0 | 0 | 0 |
| Manslaughter | 0 | 0 | | 0.0 | 0 | 0 |
| Rape | 5 | 2 | -60.0% | 0.0 | 0 | 1 |
| Sodomy | 0 | 0 | | 0.0 | 0 | 0 |
| Sexual Assault w/Object | 0 | 0 | | 0.0 | 0 | 0 |
| Fondling | 0 | 1 | | 0.0 | 1 | 1 |
| Aggravated Assault | 1 | 1 | 0.0% | 0.0 | 2 | 0 |
| Simple Assault | 13 | 8 | -38.5% | 0.0 | 3 | 1 |
| Intimidation | 4 | 7 | 75.0% | 0.0 | 1 | 0 |
| Kidnapping | 0 | 0 | | 0.0 | 0 | 0 |
| Incest | 0 | 0 | | 0.0 | 0 | 0 |
| Statutory Rape | 0 | 0 | | 0.0 | 0 | 0 |
| Human Trafficking Offenses | 0 | 0 | | 0.0 | 0 | 0 |
| Violation of No Contact/Protect. | 0 | 3 | | 0.0 | 2 | 3 |
| Robbery | 1 | 0 | -100.0% | 0.0 | 0 | 0 |
| Burglary | 7 | 14 | 100.0% | 0.0 | 0 | 0 |
| Larceny-Theft Offenses | 68 | 77 | 13.2% | 0.0 | 0 | 0 |
| Motor Vehicle Theft | 16 | 10 | -37.5% | 0.0 | 0 | 0 |
| Arson | 2 | 1 | -50.0% | 0.0 | 0 | 0 |
| Destruction of Property | 202 | 220 | 8.9% | 0.0 | 2 | 0 |
| Counterfeiting/Forgery | 0 | 2 | | 0.0 | 0 | 0 |
| Fraud Offenses | 3 | 3 | 0.0% | 0.0 | 0 | 0 |
| Embezzlement | 0 | 0 | | 0.0 | 0 | 0 |
| Extortion/Blackmail | 5 | 1 | -80.0% | 0.0 | 0 | 0 |
| Bribery | 0 | 0 | | 0.0 | 0 | 0 |
| Stolen Property Offenses | 0 | 0 | | 0.0 | 0 | 0 |
| Animal Cruelty | 0 | 0 | | 0.0 | 0 | 0 |
| Drug/Narcotic Violations | 0 | 0 | | 0.0 | 0 | 0 |
| Drug Equipment Violations | 0 | 0 | | 0.0 | 0 | 0 |
| Gambling Offenses | 0 | 0 | | 0.0 | 0 | 0 |
| Pornography | 0 | 0 | | 0.0 | 0 | 0 |
| Prostitution Offenses | 0 | 0 | | 0.0 | 0 | 0 |
| Weapon Law Violations | 0 | 0 | | 0.0 | 0 | 0 |
| Grand Total | 327 | 350 | 7.0% | 0.0 | 11 | 6 |

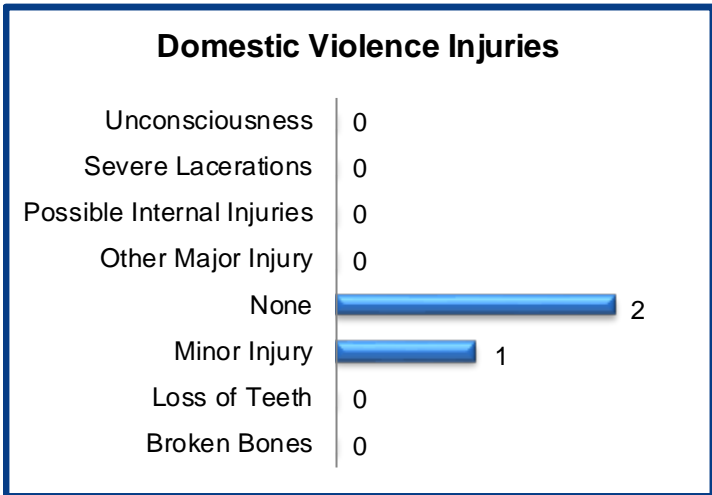
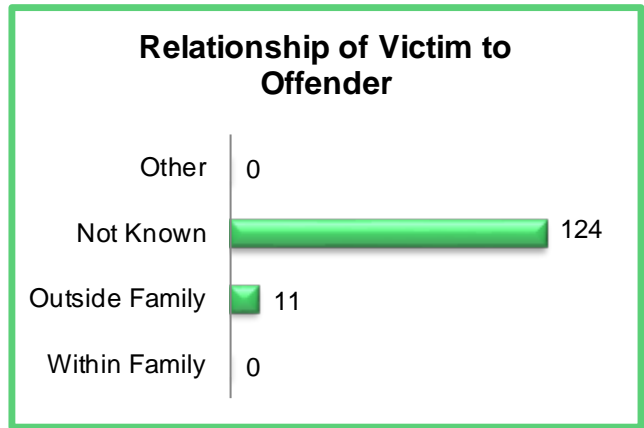
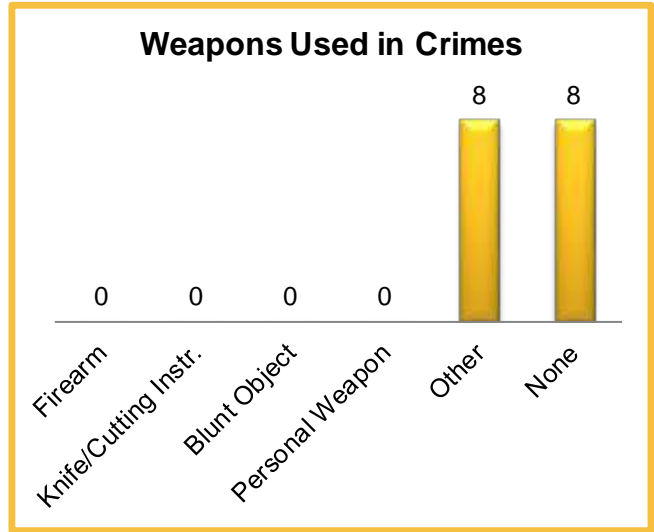
2024 Washington NIBRS Submission Agencies

Western WA University PD

Continued

2024 Group B Arrests

| Offense | Adult | Juvenile |
|-----------------------|-----------|----------|
| Bad Checks | 0 | 0 |
| Curfew/Vagrancy | 0 | 0 |
| Disorderly Conduct | 0 | 0 |
| Drunkenness | 0 | 0 |
| DUI | 2 | 0 |
| Family Offenses | 0 | 0 |
| Liquor Law Violations | 3 | 0 |
| Peeping Tom | 0 | 0 |
| Trespass | 3 | 0 |
| All Other Offenses | 2 | 0 |
| Total | 10 | 0 |



2024 Property Values by Type

| Type | Value |
|----------------------|----------|
| Seized | \$0 |
| Burned | \$100 |
| Counterfeited/Forged | \$100 |
| Destroyed/Damaged | \$83,393 |
| Recovered | \$28,655 |
| Stolen | \$96,329 |

2024 Washington NIBRS Submission Agencies

Whitman SO

Whitman County

Population: 10,265
Months Reported: 12

Offense Overview

Offense Total 240
of Cleared Offense 185
Percent Cleared 77.1%

Group A Arrest Overview

Arrest Total 162
Adult Arrest Total 160
Juvenile Arrest Total 2

| Group A Offenses | Reported 2023 | Reported 2024 | % of Change | Crime Rate per 1,000 | Total Arrests | DV Offense Totals |
|----------------------------------|---------------|---------------|--------------|----------------------|---------------|-------------------|
| Murder | 0 | 0 | | 0.0 | 0 | 0 |
| Manslaughter | 0 | 0 | | 0.0 | 0 | 0 |
| Rape | 1 | 2 | 100.0% | 0.2 | 3 | 2 |
| Sodomy | 0 | 0 | | 0.0 | 0 | 0 |
| Sexual Assault w/Object | 0 | 0 | | 0.0 | 0 | 0 |
| Fondling | 4 | 1 | -75.0% | 0.1 | 1 | 0 |
| Aggravated Assault | 9 | 3 | -66.7% | 0.3 | 0 | 1 |
| Simple Assault | 53 | 56 | 5.7% | 5.5 | 46 | 34 |
| Intimidation | 0 | 0 | | 0.0 | 0 | 0 |
| Kidnapping | 0 | 0 | | 0.0 | 0 | 0 |
| Incest | 0 | 0 | | 0.0 | 0 | 0 |
| Statutory Rape | 0 | 0 | | 0.0 | 0 | 0 |
| Human Trafficking Offenses | 0 | 0 | | 0.0 | 0 | 0 |
| Violation of No Contact/Protect. | 25 | 12 | -52.0% | 1.2 | 6 | 10 |
| Robbery | 0 | 0 | | 0.0 | 0 | 0 |
| Burglary | 21 | 16 | -23.8% | 1.6 | 10 | 1 |
| Larceny-Theft Offenses | 34 | 20 | -41.2% | 1.9 | 5 | 0 |
| Motor Vehicle Theft | 10 | 3 | -70.0% | 0.3 | 1 | 0 |
| Arson | 2 | 1 | -50.0% | 0.1 | 1 | 0 |
| Destruction of Property | 22 | 17 | -22.7% | 1.7 | 5 | 4 |
| Counterfeiting/Forgery | 0 | 2 | | 0.2 | 0 | 0 |
| Fraud Offenses | 4 | 7 | 75.0% | 0.7 | 0 | 0 |
| Embezzlement | 0 | 0 | | 0.0 | 0 | 0 |
| Extortion/Blackmail | 0 | 0 | | 0.0 | 0 | 0 |
| Bribery | 0 | 0 | | 0.0 | 0 | 0 |
| Stolen Property Offenses | 2 | 3 | 50.0% | 0.3 | 5 | 0 |
| Animal Cruelty | 0 | 0 | | 0.0 | 0 | 0 |
| Drug/Narcotic Violations | 42 | 77 | 83.3% | 7.5 | 74 | 0 |
| Drug Equipment Violations | 8 | 7 | -12.5% | 0.7 | 0 | 0 |
| Gambling Offenses | 0 | 0 | | 0.0 | 0 | 0 |
| Pornography | 2 | 0 | -100.0% | 0.0 | 0 | 0 |
| Prostitution Offenses | 0 | 0 | | 0.0 | 0 | 0 |
| Weapon Law Violations | 11 | 13 | 18.2% | 1.3 | 5 | 0 |
| Grand Total | 250 | 240 | -4.0% | 23.4 | 162 | 52 |

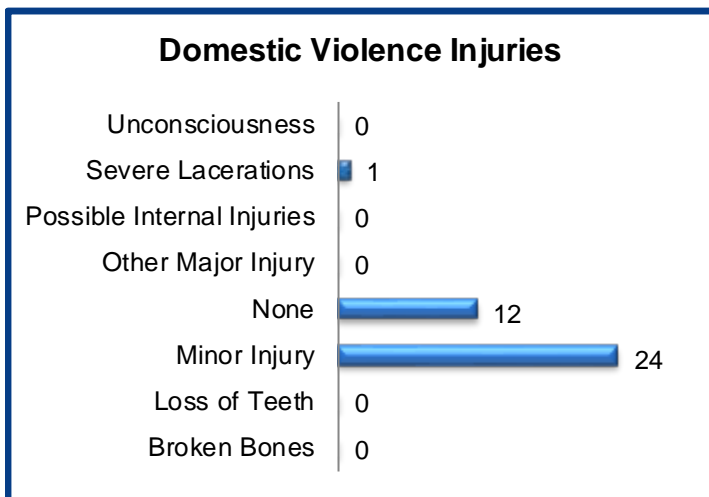
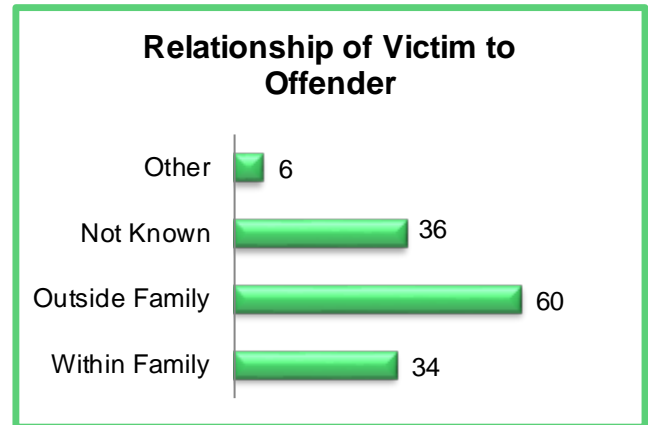
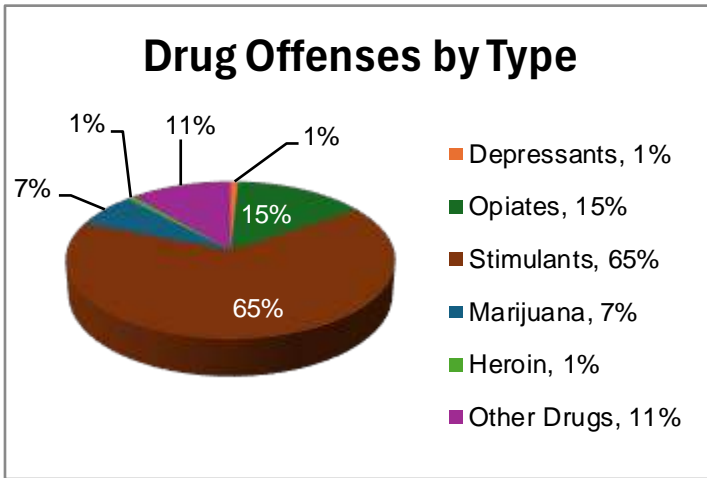
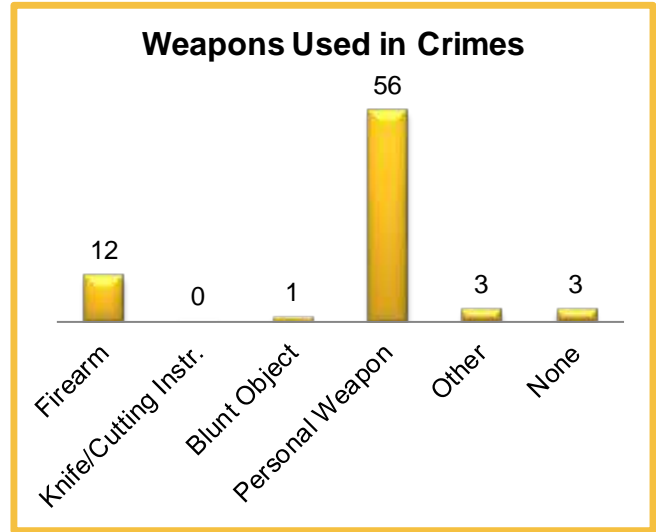
2024 Washington NIBRS Submission Agencies

Whitman SO

Continued

2024 Group B Arrests

| Offense | Adult | Juvenile |
|-----------------------|------------|----------|
| Bad Checks | 0 | 0 |
| Curfew/Vagrancy | 0 | 0 |
| Disorderly Conduct | 4 | 0 |
| Drunkenness | 0 | 0 |
| DUI | 83 | 0 |
| Family Offenses | 0 | 0 |
| Liquor Law Violations | 2 | 0 |
| Peeping Tom | 0 | 0 |
| Trespass | 14 | 0 |
| All Other Offenses | 292 | 1 |
| Total | 395 | 1 |



2024 Property Values by Type

| Type | Value |
|----------------------|-----------|
| Seized | \$0 |
| Burned | \$0 |
| Counterfeited/Forged | \$0 |
| Destroyed/Damaged | \$13,528 |
| Recovered | \$49,002 |
| Stolen | \$139,504 |

2024 Washington NIBRS Submission Agencies

Colfax PD

Whitman County

Population: 2,785
Months Reported: 7

Offense Overview

Offense Total 7
of Cleared Offense 3
Percent Cleared 42.9%

Group A Arrest Overview

Arrest Total 3
Adult Arrest Total 3
Juvenile Arrest Total 0

| Group A Offenses | Reported 2023 | Reported 2024 | % of Change* | Crime Rate per 1,000 | Total Arrests | DV Offense Totals |
|----------------------------------|---------------|---------------|--------------|----------------------|---------------|-------------------|
| Murder | 0 | 0 | | 0.0 | 0 | 0 |
| Manslaughter | 0 | 0 | | 0.0 | 0 | 0 |
| Rape | 0 | 0 | | 0.0 | 0 | 0 |
| Sodomy | 0 | 0 | | 0.0 | 0 | 0 |
| Sexual Assault w/Object | 0 | 0 | | 0.0 | 0 | 0 |
| Fondling | 0 | 0 | | 0.0 | 0 | 0 |
| Aggravated Assault | 2 | 0 | | 0.0 | 0 | 0 |
| Simple Assault | 8 | 4 | | 1.4 | 3 | 2 |
| Intimidation | 0 | 0 | | 0.0 | 0 | 0 |
| Kidnapping | 0 | 0 | | 0.0 | 0 | 0 |
| Incest | 0 | 0 | | 0.0 | 0 | 0 |
| Statutory Rape | 0 | 0 | | 0.0 | 0 | 0 |
| Human Trafficking Offenses | 0 | 0 | | 0.0 | 0 | 0 |
| Violation of No Contact/Protect. | 20 | 1 | | 0.4 | 0 | 0 |
| Robbery | 0 | 0 | | 0.0 | 0 | 0 |
| Burglary | 2 | 0 | | 0.0 | 0 | 0 |
| Larceny-Theft Offenses | 4 | 1 | | 0.4 | 0 | 0 |
| Motor Vehicle Theft | 0 | 0 | | 0.0 | 0 | 0 |
| Arson | 0 | 0 | | 0.0 | 0 | 0 |
| Destruction of Property | 8 | 1 | | 0.4 | 0 | 0 |
| Counterfeiting/Forgery | 0 | 0 | | 0.0 | 0 | 0 |
| Fraud Offenses | 6 | 0 | | 0.0 | 0 | 0 |
| Embezzlement | 0 | 0 | | 0.0 | 0 | 0 |
| Extortion/Blackmail | 0 | 0 | | 0.0 | 0 | 0 |
| Bribery | 0 | 0 | | 0.0 | 0 | 0 |
| Stolen Property Offenses | 0 | 0 | | 0.0 | 0 | 0 |
| Animal Cruelty | 0 | 0 | | 0.0 | 0 | 0 |
| Drug/Narcotic Violations | 1 | 0 | | 0.0 | 0 | 0 |
| Drug Equipment Violations | 0 | 0 | | 0.0 | 0 | 0 |
| Gambling Offenses | 0 | 0 | | 0.0 | 0 | 0 |
| Pornography | 0 | 0 | | 0.0 | 0 | 0 |
| Prostitution Offenses | 0 | 0 | | 0.0 | 0 | 0 |
| Weapon Law Violations | 0 | 0 | | 0.0 | 0 | 0 |
| Grand Total | 51 | 7 | | 2.5 | 3 | 2 |

* Please see #10 in the NIBRS Individual Agency Page Table Legend.

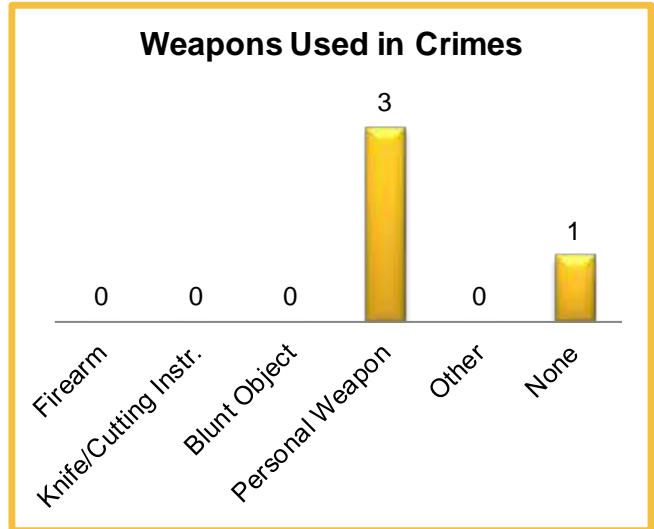
2024 Washington NIBRS Submission Agencies

Colfax PD

Continued

2024 Group B Arrests

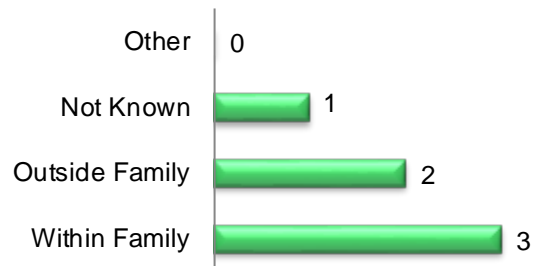
| Offense | Adult | Juvenile |
|-----------------------|----------|----------|
| Bad Checks | 0 | 0 |
| Curfew/Vagrancy | 0 | 0 |
| Disorderly Conduct | 0 | 0 |
| Drunkenness | 0 | 0 |
| DUI | 0 | 0 |
| Family Offenses | 0 | 0 |
| Liquor Law Violations | 0 | 0 |
| Peeping Tom | 0 | 0 |
| Trespass | 0 | 0 |
| All Other Offenses | 0 | 0 |
| Total | 0 | 0 |



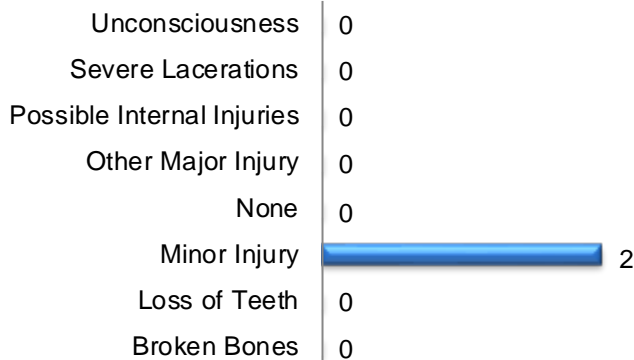
Drug Offenses by Type

No Drug Offenses by Type Reported

Relationship of Victim to Offender



Domestic Violence Injuries



2024 Property Values by Type

| Type | Value |
|----------------------|-------|
| Seized | \$0 |
| Burned | \$0 |
| Counterfeited/Forged | \$0 |
| Destroyed/Damaged | \$20 |
| Recovered | \$0 |
| Stolen | \$600 |

2024 Washington NIBRS Submission Agencies

Palouse PD

Whitman County

Population: 1,055
Months Reported: 12

Offense Overview

Offense Total 0
of Cleared Offense 0
Percent Cleared

Group A Arrest Overview

Arrest Total 0
Adult Arrest Total 0
Juvenile Arrest Total 0

| Group A Offenses | Reported 2023 | Reported 2024 | % of Change* | Crime Rate per 1,000 | Total Arrests | DV Offense Totals |
|----------------------------------|---------------|---------------|--------------|----------------------|---------------|-------------------|
| Murder | 0 | 0 | | 0.0 | 0 | 0 |
| Manslaughter | 0 | 0 | | 0.0 | 0 | 0 |
| Rape | 0 | 0 | | 0.0 | 0 | 0 |
| Sodomy | 0 | 0 | | 0.0 | 0 | 0 |
| Sexual Assault w/Object | 0 | 0 | | 0.0 | 0 | 0 |
| Fondling | 0 | 0 | | 0.0 | 0 | 0 |
| Aggravated Assault | 0 | 0 | | 0.0 | 0 | 0 |
| Simple Assault | 0 | 0 | | 0.0 | 0 | 0 |
| Intimidation | 0 | 0 | | 0.0 | 0 | 0 |
| Kidnapping | 0 | 0 | | 0.0 | 0 | 0 |
| Incest | 0 | 0 | | 0.0 | 0 | 0 |
| Statutory Rape | 0 | 0 | | 0.0 | 0 | 0 |
| Human Trafficking Offenses | 0 | 0 | | 0.0 | 0 | 0 |
| Violation of No Contact/Protect. | 0 | 0 | | 0.0 | 0 | 0 |
| Robbery | 0 | 0 | | 0.0 | 0 | 0 |
| Burglary | 0 | 0 | | 0.0 | 0 | 0 |
| Larceny-Theft Offenses | 0 | 0 | | 0.0 | 0 | 0 |
| Motor Vehicle Theft | 0 | 0 | | 0.0 | 0 | 0 |
| Arson | 0 | 0 | | 0.0 | 0 | 0 |
| Destruction of Property | 0 | 0 | | 0.0 | 0 | 0 |
| Counterfeiting/Forgery | 0 | 0 | | 0.0 | 0 | 0 |
| Fraud Offenses | 0 | 0 | | 0.0 | 0 | 0 |
| Embezzlement | 0 | 0 | | 0.0 | 0 | 0 |
| Extortion/Blackmail | 0 | 0 | | 0.0 | 0 | 0 |
| Bribery | 0 | 0 | | 0.0 | 0 | 0 |
| Stolen Property Offenses | 0 | 0 | | 0.0 | 0 | 0 |
| Animal Cruelty | 0 | 0 | | 0.0 | 0 | 0 |
| Drug/Narcotic Violations | 0 | 0 | | 0.0 | 0 | 0 |
| Drug Equipment Violations | 0 | 0 | | 0.0 | 0 | 0 |
| Gambling Offenses | 0 | 0 | | 0.0 | 0 | 0 |
| Pornography | 0 | 0 | | 0.0 | 0 | 0 |
| Prostitution Offenses | 0 | 0 | | 0.0 | 0 | 0 |
| Weapon Law Violations | 0 | 0 | | 0.0 | 0 | 0 |
| Grand Total | 0 | 0 | | 0.0 | 0 | 0 |

* Please see #10 in the NIBRS Individual Agency Page Table Legend.

2024 Washington NIBRS Submission Agencies

Palouse PD

Continued

2024 Group B Arrests

| Offense | Adult | Juvenile |
|-----------------------|----------|----------|
| Bad Checks | 0 | 0 |
| Curfew/Vagrancy | 0 | 0 |
| Disorderly Conduct | 0 | 0 |
| Drunkenness | 0 | 0 |
| DUI | 0 | 0 |
| Family Offenses | 0 | 0 |
| Liquor Law Violations | 0 | 0 |
| Peeping Tom | 0 | 0 |
| Trespass | 0 | 0 |
| All Other Offenses | 0 | 0 |
| Total | 0 | 0 |

Weapons Used in Crimes

No Weapons Reported

Drug Offenses by Type

No Drug Offenses by Type Reported

Relationship of Victim to Offender

No Relationships Reported

Domestic Violence Injuries

No Domestic Violence Injuries Reported

2024 Property Values by Type

| Type | Value |
|----------------------|-------|
| Seized | 0 |
| Burned | 0 |
| Counterfeited/Forged | 0 |
| Destroyed/Damaged | 0 |
| Recovered | 0 |
| Stolen | 0 |

2024 Washington NIBRS Submission Agencies

Pullman PD

Whitman County

Population: 33,680
Months Reported: 12

Offense Overview

Offense Total 832
of Cleared Offense 409
Percent Cleared 49.2%

Group A Arrest Overview

Arrest Total 342
Adult Arrest Total 294
Juvenile Arrest Total 48

| Group A Offenses | Reported 2023 | Reported 2024 | % of Change | Crime Rate per 1,000 | Total Arrests | DV Offense Totals |
|----------------------------------|---------------|---------------|---------------|----------------------|---------------|-------------------|
| Murder | 0 | 2 | | 0.1 | 2 | 1 |
| Manslaughter | 0 | 0 | | 0.0 | 0 | 0 |
| Rape | 21 | 14 | -33.3% | 0.4 | 2 | 6 |
| Sodomy | 0 | 0 | | 0.0 | 0 | 0 |
| Sexual Assault w/Object | 0 | 0 | | 0.0 | 0 | 0 |
| Fondling | 5 | 5 | 0.0% | 0.1 | 2 | 1 |
| Aggravated Assault | 35 | 25 | -28.6% | 0.7 | 2 | 7 |
| Simple Assault | 179 | 176 | -1.7% | 5.2 | 144 | 106 |
| Intimidation | 24 | 8 | -66.7% | 0.2 | 4 | 2 |
| Kidnapping | 1 | 0 | -100.0% | 0.0 | 1 | 0 |
| Incest | 1 | 0 | -100.0% | 0.0 | 0 | 0 |
| Statutory Rape | 1 | 0 | -100.0% | 0.0 | 0 | 0 |
| Human Trafficking Offenses | 0 | 0 | | 0.0 | 0 | 0 |
| Violation of No Contact/Protect. | 43 | 31 | -27.9% | 0.9 | 9 | 13 |
| Robbery | 5 | 2 | -60.0% | 0.1 | 3 | 1 |
| Burglary | 46 | 53 | 15.2% | 1.6 | 25 | 5 |
| Larceny-Theft Offenses | 283 | 229 | -19.1% | 6.8 | 98 | 4 |
| Motor Vehicle Theft | 16 | 12 | -25.0% | 0.4 | 2 | 0 |
| Arson | 1 | 4 | 300.0% | 0.1 | 1 | 0 |
| Destruction of Property | 165 | 118 | -28.5% | 3.5 | 16 | 17 |
| Counterfeiting/Forgery | 5 | 0 | -100.0% | 0.0 | 0 | 0 |
| Fraud Offenses | 82 | 56 | -31.7% | 1.7 | 0 | 0 |
| Embezzlement | 0 | 0 | | 0.0 | 0 | 0 |
| Extortion/Blackmail | 6 | 7 | 16.7% | 0.2 | 0 | 0 |
| Bribery | 0 | 0 | | 0.0 | 0 | 0 |
| Stolen Property Offenses | 2 | 5 | 150.0% | 0.1 | 3 | 1 |
| Animal Cruelty | 2 | 1 | -50.0% | 0.0 | 0 | 0 |
| Drug/Narcotic Violations | 25 | 38 | 52.0% | 1.1 | 19 | 0 |
| Drug Equipment Violations | 4 | 1 | -75.0% | 0.0 | 0 | 0 |
| Gambling Offenses | 0 | 0 | | 0.0 | 0 | 0 |
| Pornography | 1 | 5 | 400.0% | 0.1 | 0 | 0 |
| Prostitution Offenses | 1 | 0 | -100.0% | 0.0 | 0 | 0 |
| Weapon Law Violations | 38 | 40 | 5.3% | 1.2 | 9 | 0 |
| Grand Total | 992 | 832 | -16.1% | 24.7 | 342 | 164 |

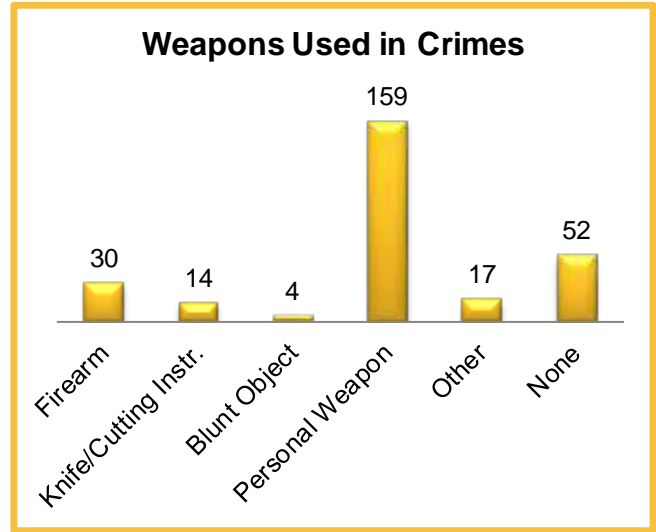
2024 Washington NIBRS Submission Agencies

Pullman PD

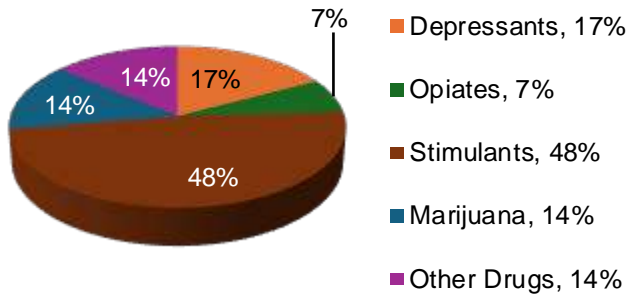
Continued

2024 Group B Arrests

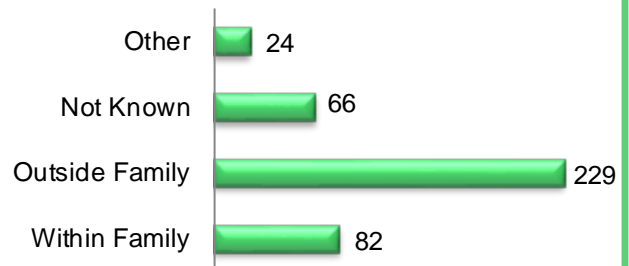
| Offense | Adult | Juvenile |
|-----------------------|------------|----------|
| Bad Checks | 0 | 0 |
| Curfew/Vagrancy | 0 | 0 |
| Disorderly Conduct | 15 | 4 |
| Drunkenness | 0 | 0 |
| DUI | 54 | 1 |
| Family Offenses | 2 | 0 |
| Liquor Law Violations | 13 | 1 |
| Peeping Tom | 0 | 0 |
| Trespass | 30 | 0 |
| All Other Offenses | 153 | 3 |
| Total | 267 | 9 |



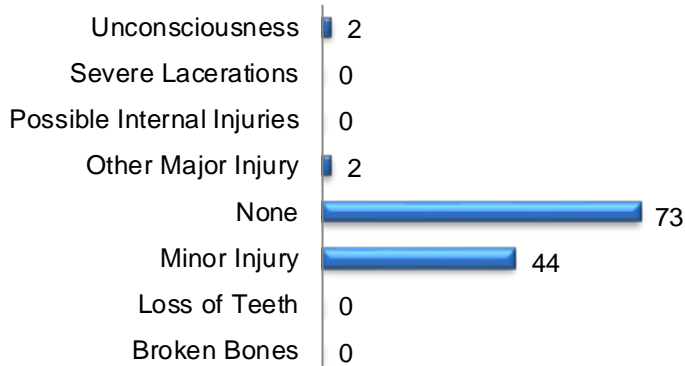
Drug Offenses by Type



Relationship of Victim to Offender



Domestic Violence Injuries



2024 Property Values by Type

| Type | Value |
|----------------------|-----------|
| Seized | \$65 |
| Burned | \$345 |
| Counterfeited/Forged | \$0 |
| Destroyed/Damaged | \$54,752 |
| Recovered | \$58,534 |
| Stolen | \$237,838 |

2024 Washington NIBRS Submission Agencies

WA State University PD

Whitman County

Population: 0
Months Reported: 12

Offense Overview

Offense Total 248
of Cleared Offense 14
Percent Cleared 5.6%

Group A Arrest Overview

Arrest Total 12
Adult Arrest Total 12
Juvenile Arrest Total 0

| Group A Offenses | Reported 2023 | Reported 2024 | % of Change | Crime Rate per 1,000 | Total Arrests | DV Offense Totals |
|----------------------------------|---------------|---------------|---------------|----------------------|---------------|-------------------|
| Murder | 0 | 0 | | 0.0 | 0 | 0 |
| Manslaughter | 0 | 0 | | 0.0 | 0 | 0 |
| Rape | 5 | 5 | 0.0% | 0.0 | 1 | 0 |
| Sodomy | 0 | 0 | | 0.0 | 0 | 0 |
| Sexual Assault w/Object | 0 | 0 | | 0.0 | 0 | 0 |
| Fondling | 0 | 2 | | 0.0 | 0 | 0 |
| Aggravated Assault | 2 | 5 | 150.0% | 0.0 | 0 | 0 |
| Simple Assault | 28 | 24 | -14.3% | 0.0 | 4 | 6 |
| Intimidation | 2 | 2 | 0.0% | 0.0 | 0 | 0 |
| Kidnapping | 0 | 0 | | 0.0 | 0 | 0 |
| Incest | 0 | 0 | | 0.0 | 0 | 0 |
| Statutory Rape | 0 | 0 | | 0.0 | 0 | 0 |
| Human Trafficking Offenses | 0 | 0 | | 0.0 | 0 | 0 |
| Violation of No Contact/Protect. | 11 | 5 | -54.5% | 0.0 | 1 | 1 |
| Robbery | 1 | 0 | -100.0% | 0.0 | 0 | 0 |
| Burglary | 15 | 5 | -66.7% | 0.0 | 0 | 0 |
| Larceny-Theft Offenses | 71 | 43 | -39.4% | 0.0 | 2 | 0 |
| Motor Vehicle Theft | 2 | 2 | 0.0% | 0.0 | 0 | 0 |
| Arson | 1 | 0 | -100.0% | 0.0 | 0 | 0 |
| Destruction of Property | 220 | 132 | -40.0% | 0.0 | 0 | 0 |
| Counterfeiting/Forgery | 0 | 0 | | 0.0 | 0 | 0 |
| Fraud Offenses | 17 | 13 | -23.5% | 0.0 | 0 | 1 |
| Embezzlement | 0 | 0 | | 0.0 | 0 | 0 |
| Extortion/Blackmail | 3 | 3 | 0.0% | 0.0 | 0 | 0 |
| Bribery | 0 | 0 | | 0.0 | 0 | 0 |
| Stolen Property Offenses | 0 | 0 | | 0.0 | 0 | 0 |
| Animal Cruelty | 1 | 0 | -100.0% | 0.0 | 0 | 0 |
| Drug/Narcotic Violations | 4 | 5 | 25.0% | 0.0 | 4 | 0 |
| Drug Equipment Violations | 0 | 0 | | 0.0 | 0 | 0 |
| Gambling Offenses | 0 | 0 | | 0.0 | 0 | 0 |
| Pornography | 1 | 0 | -100.0% | 0.0 | 0 | 0 |
| Prostitution Offenses | 0 | 0 | | 0.0 | 0 | 0 |
| Weapon Law Violations | 11 | 2 | -81.8% | 0.0 | 0 | 0 |
| Grand Total | 395 | 248 | -37.2% | 0.0 | 12 | 8 |

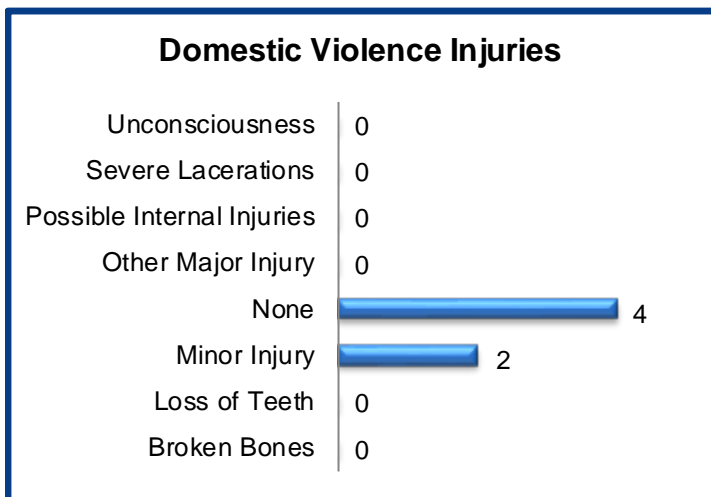
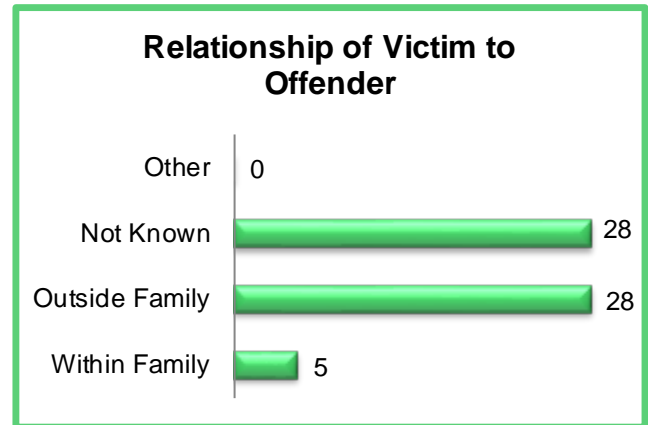
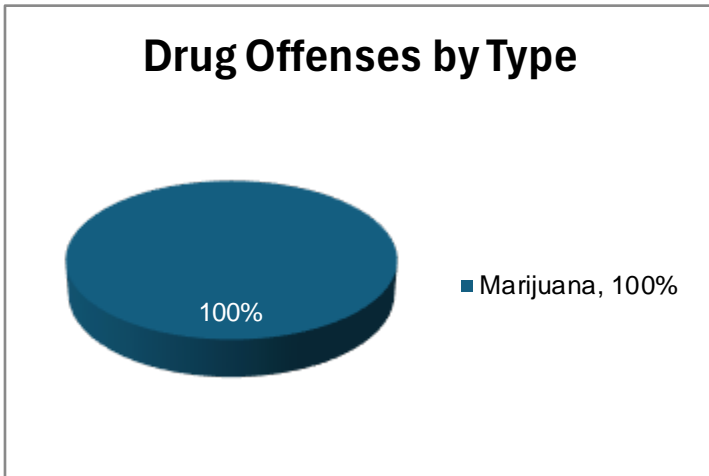
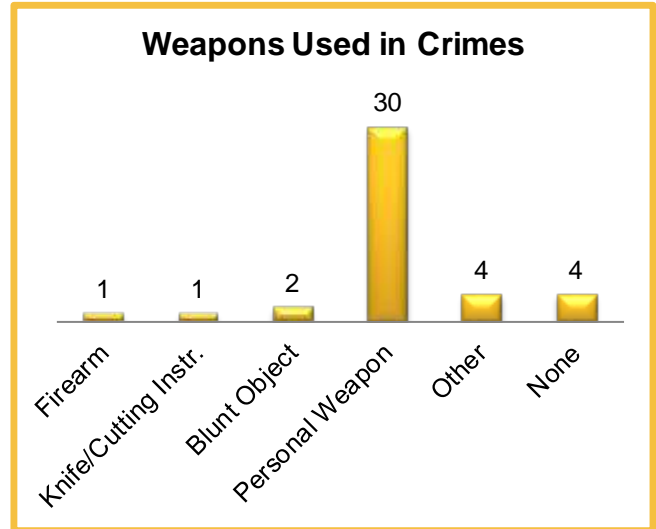
2024 Washington NIBRS Submission Agencies

WA State University PD

Continued

2024 Group B Arrests

| Offense | Adult | Juvenile |
|-----------------------|-----------|----------|
| Bad Checks | 0 | 0 |
| Curfew/Vagrancy | 0 | 0 |
| Disorderly Conduct | 3 | 0 |
| Drunkenness | 0 | 0 |
| DUI | 16 | 0 |
| Family Offenses | 0 | 0 |
| Liquor Law Violations | 30 | 0 |
| Peeping Tom | 0 | 0 |
| Trespass | 8 | 0 |
| All Other Offenses | 28 | 0 |
| Total | 85 | 0 |



2024 Property Values by Type

| Type | Value |
|----------------------|----------|
| Seized | \$0 |
| Burned | \$0 |
| Counterfeited/Forged | \$0 |
| Destroyed/Damaged | \$24,049 |
| Recovered | \$6,580 |
| Stolen | \$41,863 |

2024 Washington NIBRS Submission Agencies

Yakima SO

Yakima County

Population: 91,345
Months Reported: 12

Offense Overview

Offense Total 2,724
of Cleared Offense 845
Percent Cleared 31.0%

Group A Arrest Overview

Arrest Total 519
Adult Arrest Total 439
Juvenile Arrest Total 80

| Group A Offenses | Reported 2023 | Reported 2024 | % of Change | Crime Rate per 1,000 | Total Arrests | DV Offense Totals |
|----------------------------------|---------------|---------------|--------------|----------------------|---------------|-------------------|
| Murder | 10 | 10 | 0.0% | 0.1 | 1 | 1 |
| Manslaughter | 1 | 0 | -100.0% | 0.0 | 0 | 0 |
| Rape | 22 | 17 | -22.7% | 0.2 | 18 | 6 |
| Sodomy | 1 | 3 | 200.0% | 0.0 | 0 | 1 |
| Sexual Assault w/Object | 1 | 0 | -100.0% | 0.0 | 0 | 0 |
| Fondling | 35 | 43 | 22.9% | 0.5 | 10 | 19 |
| Aggravated Assault | 153 | 131 | -14.4% | 1.4 | 75 | 63 |
| Simple Assault | 494 | 426 | -13.8% | 4.7 | 163 | 293 |
| Intimidation | 56 | 68 | 21.4% | 0.7 | 1 | 21 |
| Kidnapping | 14 | 9 | -35.7% | 0.1 | 9 | 7 |
| Incest | 0 | 1 | | 0.0 | 0 | 1 |
| Statutory Rape | 0 | 2 | | 0.0 | 0 | 0 |
| Human Trafficking Offenses | 0 | 0 | | 0.0 | 0 | 0 |
| Violation of No Contact/Protect. | 180 | 222 | 23.3% | 2.4 | 80 | 185 |
| Robbery | 16 | 15 | -6.3% | 0.2 | 11 | 3 |
| Burglary | 285 | 291 | 2.1% | 3.2 | 26 | 9 |
| Larceny-Theft Offenses | 600 | 536 | -10.7% | 5.9 | 24 | 6 |
| Motor Vehicle Theft | 252 | 232 | -7.9% | 2.5 | 7 | 2 |
| Arson | 3 | 2 | -33.3% | 0.0 | 1 | 1 |
| Destruction of Property | 463 | 428 | -7.6% | 4.7 | 32 | 67 |
| Counterfeiting/Forgery | 3 | 5 | 66.7% | 0.1 | 0 | 1 |
| Fraud Offenses | 118 | 112 | -5.1% | 1.2 | 0 | 0 |
| Embezzlement | 0 | 0 | | 0.0 | 0 | 0 |
| Extortion/Blackmail | 0 | 0 | | 0.0 | 0 | 0 |
| Bribery | 1 | 0 | -100.0% | 0.0 | 0 | 0 |
| Stolen Property Offenses | 20 | 34 | 70.0% | 0.4 | 22 | 0 |
| Animal Cruelty | 0 | 0 | | 0.0 | 0 | 0 |
| Drug/Narcotic Violations | 43 | 68 | 58.1% | 0.7 | 26 | 0 |
| Drug Equipment Violations | 1 | 5 | 400.0% | 0.1 | 1 | 0 |
| Gambling Offenses | 0 | 0 | | 0.0 | 0 | 0 |
| Pornography | 3 | 11 | 266.7% | 0.1 | 1 | 0 |
| Prostitution Offenses | 0 | 0 | | 0.0 | 0 | 0 |
| Weapon Law Violations | 64 | 53 | -17.2% | 0.6 | 11 | 0 |
| Grand Total | 2,839 | 2,724 | -4.1% | 29.8 | 519 | 686 |

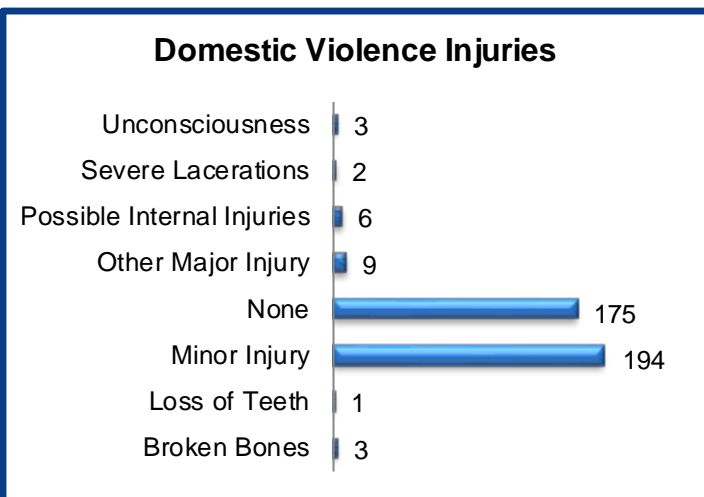
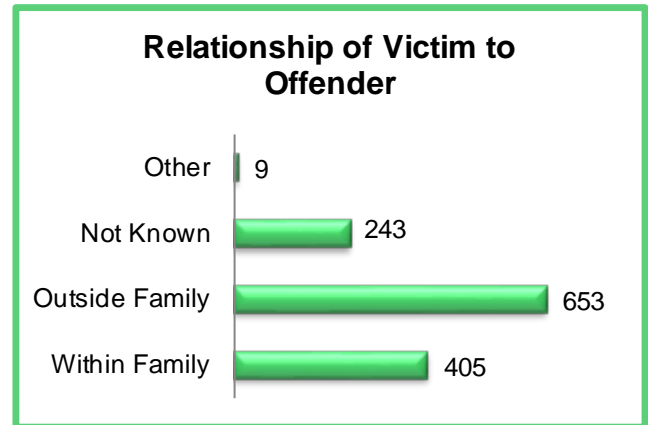
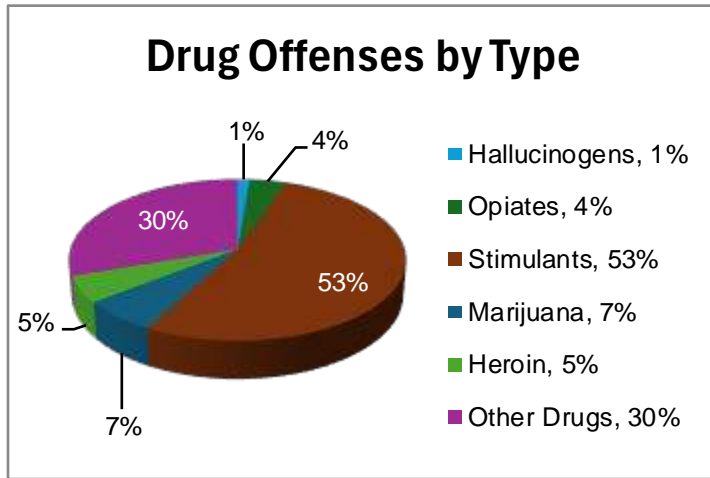
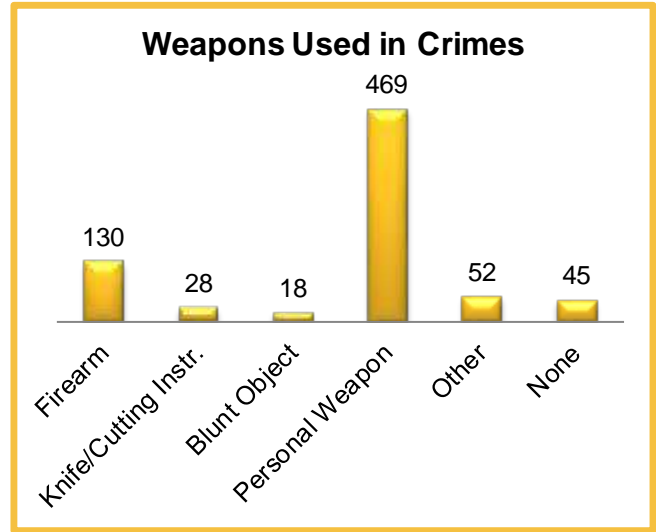
2024 Washington NIBRS Submission Agencies

Yakima SO

Continued

2024 Group B Arrests

| Offense | Adult | Juvenile |
|-----------------------|------------|-----------|
| Bad Checks | 0 | 0 |
| Curfew/Vagrancy | 0 | 0 |
| Disorderly Conduct | 19 | 0 |
| Drunkenness | 0 | 0 |
| DUI | 95 | 2 |
| Family Offenses | 1 | 0 |
| Liquor Law Violations | 0 | 2 |
| Peeping Tom | 2 | 0 |
| Trespass | 9 | 0 |
| All Other Offenses | 92 | 7 |
| Total | 218 | 11 |



2024 Property Values by Type

| Type | Value |
|----------------------|-------------|
| Seized | \$400 |
| Burned | \$15,000 |
| Counterfeited/Forged | \$280 |
| Destroyed/Damaged | \$1,503,667 |
| Recovered | \$1,425,991 |
| Stolen | \$5,590,599 |

2024 Washington NIBRS Submission Agencies

Grandview PD

Yakima County

Population: 11,680
Months Reported: 12

Offense Overview

Offense Total 645
of Cleared Offense 367
Percent Cleared 56.9%

Group A Arrest Overview

Arrest Total 271
Adult Arrest Total 253
Juvenile Arrest Total 18

| Group A Offenses | Reported 2023 | Reported 2024 | % of Change | Crime Rate per 1,000 | Total Arrests | DV Offense Totals |
|----------------------------------|---------------|---------------|--------------|----------------------|---------------|-------------------|
| Murder | 0 | 0 | | 0.0 | 0 | 0 |
| Manslaughter | 0 | 0 | | 0.0 | 0 | 0 |
| Rape | 7 | 7 | 0.0% | 0.6 | 5 | 3 |
| Sodomy | 0 | 0 | | 0.0 | 0 | 0 |
| Sexual Assault w/Object | 0 | 0 | | 0.0 | 0 | 0 |
| Fondling | 5 | 4 | -20.0% | 0.3 | 1 | 1 |
| Aggravated Assault | 40 | 40 | 0.0% | 3.4 | 23 | 13 |
| Simple Assault | 111 | 109 | -1.8% | 9.3 | 81 | 85 |
| Intimidation | 25 | 25 | 0.0% | 2.1 | 1 | 9 |
| Kidnapping | 4 | 7 | 75.0% | 0.6 | 6 | 4 |
| Incest | 0 | 0 | | 0.0 | 0 | 0 |
| Statutory Rape | 0 | 0 | | 0.0 | 0 | 0 |
| Human Trafficking Offenses | 0 | 0 | | 0.0 | 0 | 0 |
| Violation of No Contact/Protect. | 44 | 61 | 38.6% | 5.2 | 41 | 56 |
| Robbery | 6 | 2 | -66.7% | 0.2 | 2 | 1 |
| Burglary | 54 | 51 | -5.6% | 4.4 | 16 | 9 |
| Larceny-Theft Offenses | 181 | 142 | -21.5% | 12.2 | 42 | 3 |
| Motor Vehicle Theft | 31 | 29 | -6.5% | 2.5 | 4 | 2 |
| Arson | 3 | 10 | 233.3% | 0.9 | 2 | 0 |
| Destruction of Property | 73 | 74 | 1.4% | 6.3 | 11 | 16 |
| Counterfeiting/Forgery | 7 | 3 | -57.1% | 0.3 | 0 | 0 |
| Fraud Offenses | 23 | 20 | -13.0% | 1.7 | 2 | 0 |
| Embezzlement | 0 | 0 | | 0.0 | 0 | 0 |
| Extortion/Blackmail | 1 | 0 | -100.0% | 0.0 | 0 | 0 |
| Bribery | 0 | 1 | | 0.1 | 0 | 1 |
| Stolen Property Offenses | 6 | 10 | 66.7% | 0.9 | 7 | 0 |
| Animal Cruelty | 0 | 0 | | 0.0 | 0 | 0 |
| Drug/Narcotic Violations | 12 | 22 | 83.3% | 1.9 | 14 | 0 |
| Drug Equipment Violations | 0 | 1 | | 0.1 | 0 | 0 |
| Gambling Offenses | 0 | 0 | | 0.0 | 0 | 0 |
| Pornography | 1 | 2 | 100.0% | 0.2 | 2 | 0 |
| Prostitution Offenses | 0 | 0 | | 0.0 | 0 | 0 |
| Weapon Law Violations | 18 | 25 | 38.9% | 2.1 | 11 | 0 |
| Grand Total | 652 | 645 | -1.1% | 55.2 | 271 | 203 |

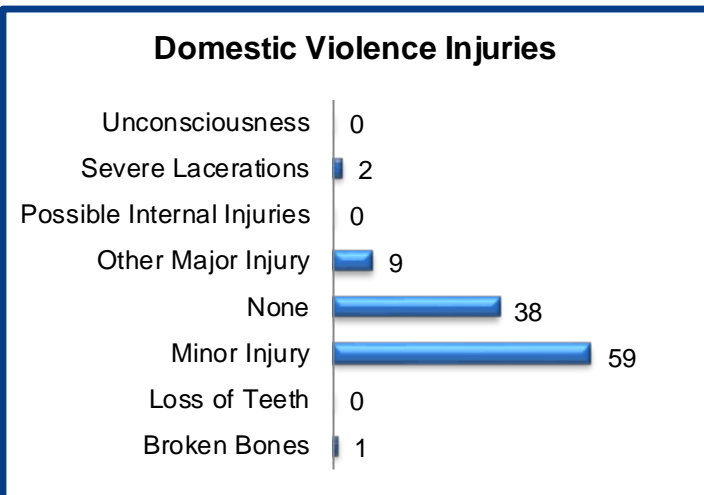
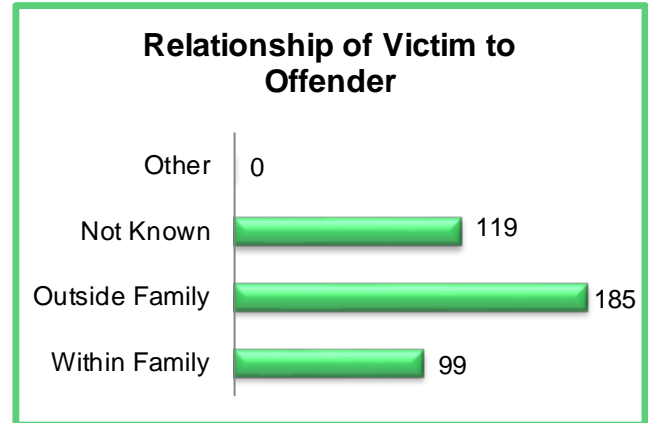
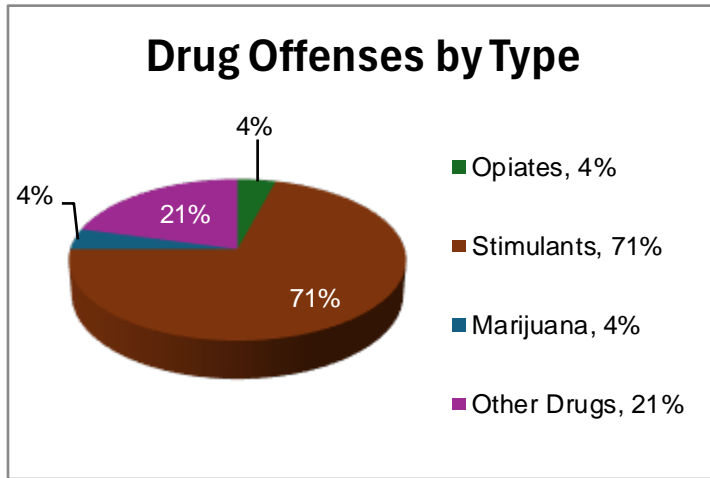
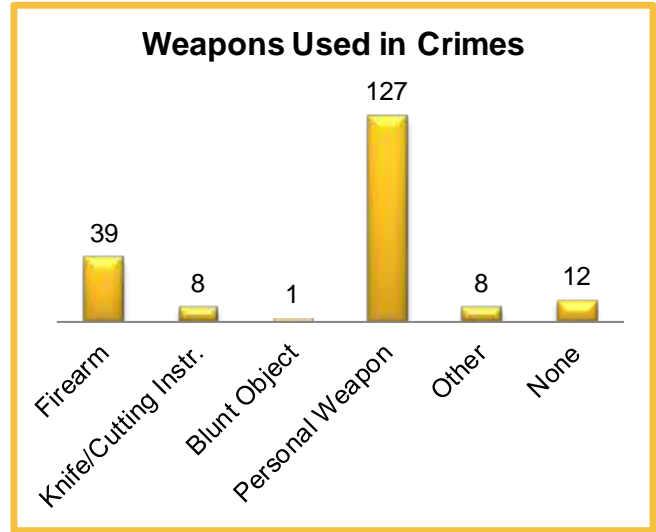
2024 Washington NIBRS Submission Agencies

Grandview PD

Continued

2024 Group B Arrests

| Offense | Adult | Juvenile |
|-----------------------|------------|----------|
| Bad Checks | 0 | 0 |
| Curfew/Vagrancy | 0 | 0 |
| Disorderly Conduct | 25 | 0 |
| Drunkenness | 0 | 0 |
| DUI | 78 | 2 |
| Family Offenses | 0 | 0 |
| Liquor Law Violations | 4 | 2 |
| Peeping Tom | 0 | 0 |
| Trespass | 23 | 0 |
| All Other Offenses | 54 | 2 |
| Total | 184 | 6 |



2024 Property Values by Type

| Type | Value |
|----------------------|-----------|
| Seized | \$60 |
| Burned | \$149,563 |
| Counterfeited/Forged | \$20 |
| Destroyed/Damaged | \$83,081 |
| Recovered | \$62,120 |
| Stolen | \$395,969 |

2024 Washington NIBRS Submission Agencies

Moxee PD

Yakima County

Population: 4,820
Months Reported: 12

Offense Overview

Offense Total 123
of Cleared Offense 71
Percent Cleared 57.7%

Group A Arrest Overview

Arrest Total 48
Adult Arrest Total 37
Juvenile Arrest Total 11

| Group A Offenses | Reported 2023 | Reported 2024 | % of Change | Crime Rate per 1,000 | Total Arrests | DV Offense Totals |
|----------------------------------|---------------|---------------|--------------|----------------------|---------------|-------------------|
| Murder | 0 | 1 | | 0.2 | 1 | 1 |
| Manslaughter | 0 | 0 | | 0.0 | 0 | 0 |
| Rape | 2 | 0 | -100.0% | 0.0 | 0 | 0 |
| Sodomy | 0 | 0 | | 0.0 | 0 | 0 |
| Sexual Assault w/Object | 0 | 0 | | 0.0 | 0 | 0 |
| Fondling | 0 | 2 | | 0.4 | 0 | 2 |
| Aggravated Assault | 5 | 6 | 20.0% | 1.2 | 4 | 5 |
| Simple Assault | 21 | 16 | -23.8% | 3.3 | 11 | 12 |
| Intimidation | 9 | 14 | 55.6% | 2.9 | 2 | 0 |
| Kidnapping | 0 | 0 | | 0.0 | 0 | 0 |
| Incest | 1 | 0 | -100.0% | 0.0 | 0 | 0 |
| Statutory Rape | 0 | 0 | | 0.0 | 0 | 0 |
| Human Trafficking Offenses | 0 | 0 | | 0.0 | 0 | 0 |
| Violation of No Contact/Protect. | 11 | 4 | -63.6% | 0.8 | 4 | 4 |
| Robbery | 1 | 0 | -100.0% | 0.0 | 0 | 0 |
| Burglary | 3 | 6 | 100.0% | 1.2 | 4 | 0 |
| Larceny-Theft Offenses | 14 | 13 | -7.1% | 2.7 | 7 | 0 |
| Motor Vehicle Theft | 9 | 3 | -66.7% | 0.6 | 0 | 0 |
| Arson | 0 | 0 | | 0.0 | 0 | 0 |
| Destruction of Property | 26 | 34 | 30.8% | 7.1 | 7 | 3 |
| Counterfeiting/Forgery | 0 | 1 | | 0.2 | 1 | 0 |
| Fraud Offenses | 13 | 14 | 7.7% | 2.9 | 0 | 0 |
| Embezzlement | 1 | 0 | -100.0% | 0.0 | 0 | 0 |
| Extortion/Blackmail | 0 | 0 | | 0.0 | 0 | 0 |
| Bribery | 0 | 0 | | 0.0 | 0 | 0 |
| Stolen Property Offenses | 1 | 1 | 0.0% | 0.2 | 1 | 0 |
| Animal Cruelty | 0 | 0 | | 0.0 | 0 | 0 |
| Drug/Narcotic Violations | 3 | 3 | 0.0% | 0.6 | 2 | 0 |
| Drug Equipment Violations | 0 | 0 | | 0.0 | 0 | 0 |
| Gambling Offenses | 0 | 0 | | 0.0 | 0 | 0 |
| Pornography | 1 | 0 | -100.0% | 0.0 | 0 | 0 |
| Prostitution Offenses | 1 | 0 | -100.0% | 0.0 | 0 | 0 |
| Weapon Law Violations | 3 | 5 | 66.7% | 1.0 | 4 | 0 |
| Grand Total | 125 | 123 | -1.6% | 25.5 | 48 | 27 |

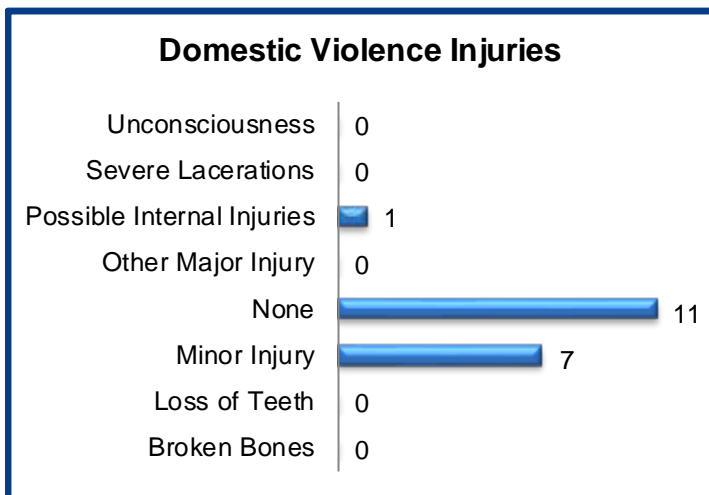
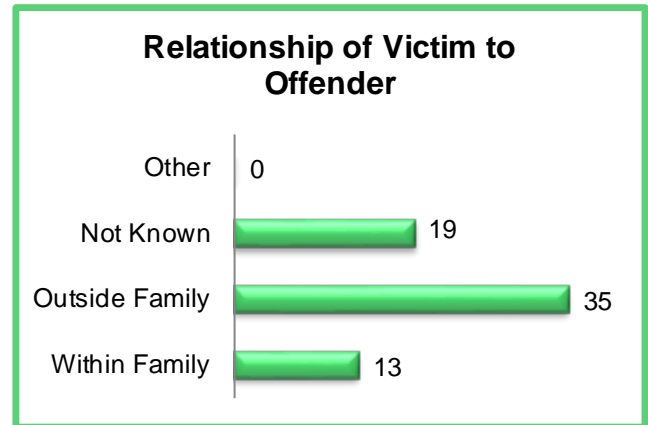
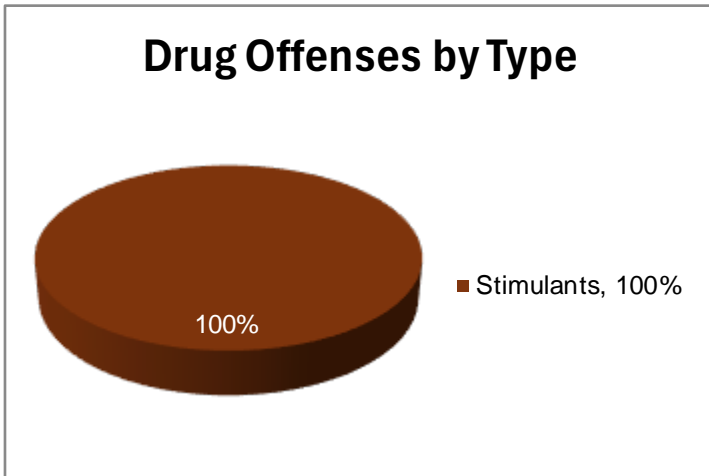
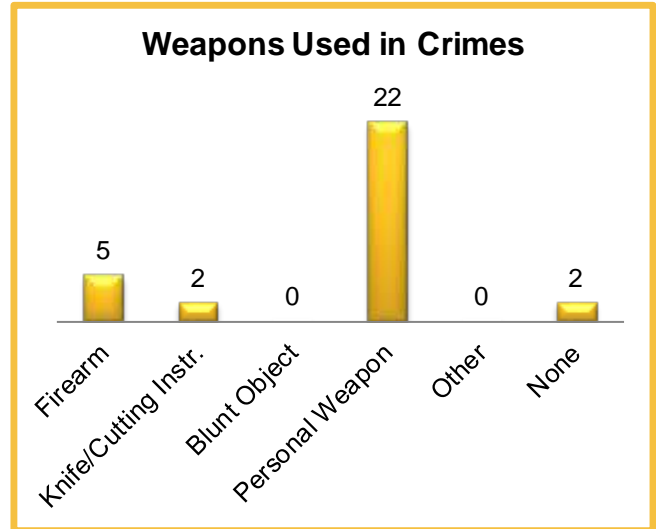
2024 Washington NIBRS Submission Agencies

Moxee PD

Continued

2024 Group B Arrests

| Offense | Adult | Juvenile |
|-----------------------|-----------|----------|
| Bad Checks | 0 | 0 |
| Curfew/Vagrancy | 0 | 0 |
| Disorderly Conduct | 0 | 0 |
| Drunkenness | 0 | 0 |
| DUI | 6 | 0 |
| Family Offenses | 0 | 0 |
| Liquor Law Violations | 0 | 0 |
| Peeping Tom | 0 | 0 |
| Trespass | 1 | 0 |
| All Other Offenses | 5 | 2 |
| Total | 12 | 2 |



2024 Property Values by Type

| Type | Value |
|----------------------|-----------|
| Seized | \$0 |
| Burned | \$0 |
| Counterfeited/Forged | \$0 |
| Destroyed/Damaged | \$14,421 |
| Recovered | \$13,000 |
| Stolen | \$172,018 |

2024 Washington NIBRS Submission Agencies

Selah PD

Yakima County

Population: 8,620
Months Reported: 12

Offense Overview

Offense Total 363
of Cleared Offense 191
Percent Cleared 52.6%

Group A Arrest Overview

Arrest Total 164
Adult Arrest Total 129
Juvenile Arrest Total 35

| Group A Offenses | Reported 2023 | Reported 2024 | % of Change | Crime Rate per 1,000 | Total Arrests | DV Offense Totals |
|----------------------------------|---------------|---------------|---------------|----------------------|---------------|-------------------|
| Murder | 0 | 1 | | 0.1 | 1 | 0 |
| Manslaughter | 0 | 0 | | 0.0 | 0 | 0 |
| Rape | 4 | 3 | -25.0% | 0.3 | 3 | 3 |
| Sodomy | 1 | 1 | 0.0% | 0.1 | 0 | 0 |
| Sexual Assault w/Object | 0 | 0 | | 0.0 | 0 | 0 |
| Fondling | 3 | 2 | -33.3% | 0.2 | 0 | 1 |
| Aggravated Assault | 5 | 6 | 20.0% | 0.7 | 8 | 2 |
| Simple Assault | 67 | 59 | -11.9% | 6.8 | 42 | 33 |
| Intimidation | 3 | 5 | 66.7% | 0.6 | 0 | 1 |
| Kidnapping | 3 | 1 | -66.7% | 0.1 | 1 | 1 |
| Incest | 0 | 0 | | 0.0 | 0 | 0 |
| Statutory Rape | 0 | 0 | | 0.0 | 0 | 0 |
| Human Trafficking Offenses | 0 | 0 | | 0.0 | 0 | 0 |
| Violation of No Contact/Protect. | 50 | 47 | -6.0% | 5.5 | 41 | 44 |
| Robbery | 2 | 0 | -100.0% | 0.0 | 0 | 0 |
| Burglary | 20 | 10 | -50.0% | 1.2 | 5 | 0 |
| Larceny-Theft Offenses | 90 | 75 | -16.7% | 8.7 | 36 | 0 |
| Motor Vehicle Theft | 8 | 7 | -12.5% | 0.8 | 3 | 0 |
| Arson | 0 | 0 | | 0.0 | 0 | 0 |
| Destruction of Property | 121 | 103 | -14.9% | 11.9 | 11 | 11 |
| Counterfeiting/Forgery | 1 | 6 | 500.0% | 0.7 | 1 | 0 |
| Fraud Offenses | 17 | 15 | -11.8% | 1.7 | 0 | 0 |
| Embezzlement | 0 | 0 | | 0.0 | 0 | 0 |
| Extortion/Blackmail | 1 | 0 | -100.0% | 0.0 | 0 | 0 |
| Bribery | 0 | 0 | | 0.0 | 0 | 0 |
| Stolen Property Offenses | 3 | 2 | -33.3% | 0.2 | 1 | 0 |
| Animal Cruelty | 0 | 0 | | 0.0 | 0 | 0 |
| Drug/Narcotic Violations | 9 | 5 | -44.4% | 0.6 | 2 | 0 |
| Drug Equipment Violations | 6 | 5 | -16.7% | 0.6 | 4 | 0 |
| Gambling Offenses | 0 | 0 | | 0.0 | 0 | 0 |
| Pornography | 3 | 4 | 33.3% | 0.5 | 1 | 0 |
| Prostitution Offenses | 0 | 0 | | 0.0 | 0 | 0 |
| Weapon Law Violations | 8 | 6 | -25.0% | 0.7 | 4 | 0 |
| Grand Total | 425 | 363 | -14.6% | 42.1 | 164 | 96 |

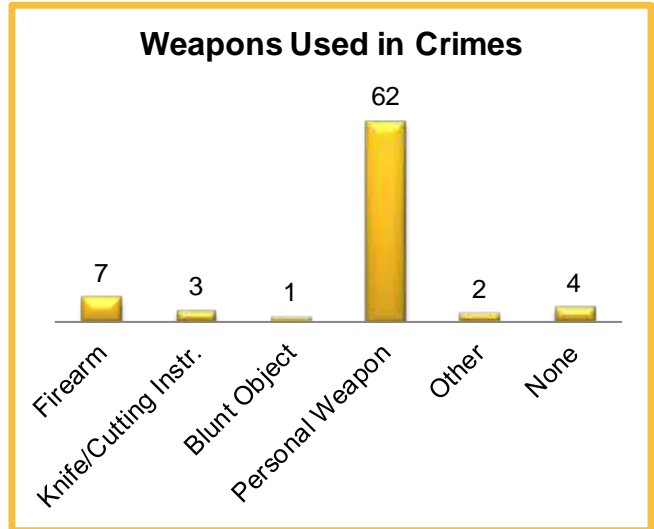
2024 Washington NIBRS Submission Agencies

Selah PD

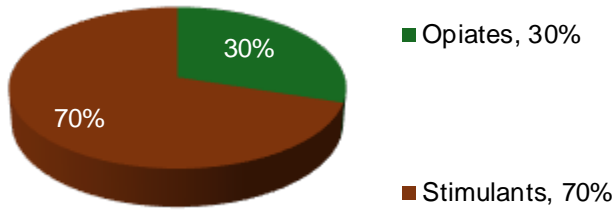
Continued

2024 Group B Arrests

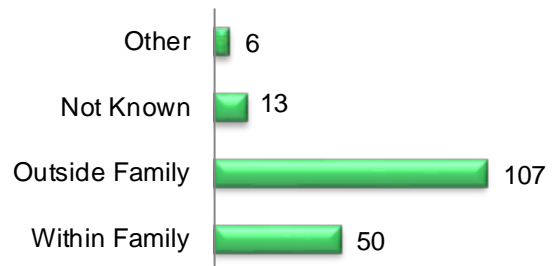
| Offense | Adult | Juvenile |
|-----------------------|------------|-----------|
| Bad Checks | 0 | 0 |
| Curfew/Vagrancy | 0 | 0 |
| Disorderly Conduct | 7 | 3 |
| Drunkenness | 0 | 0 |
| DUI | 38 | 0 |
| Family Offenses | 0 | 0 |
| Liquor Law Violations | 0 | 0 |
| Peeping Tom | 0 | 0 |
| Trespass | 8 | 8 |
| All Other Offenses | 195 | 3 |
| Total | 248 | 14 |



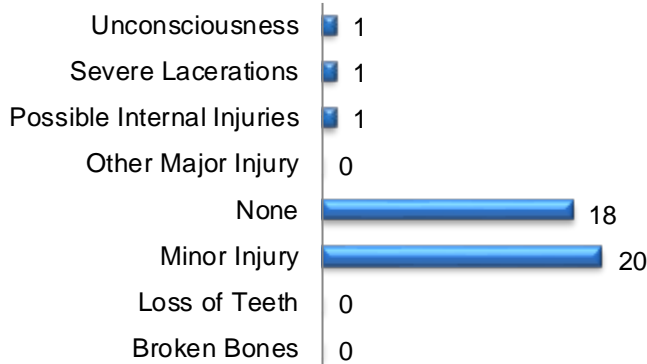
Drug Offenses by Type



Relationship of Victim to Offender



Domestic Violence Injuries



2024 Property Values by Type

| Type | Value |
|----------------------|-----------|
| Seized | \$35 |
| Burned | \$0 |
| Counterfeited/Forged | \$5,019 |
| Destroyed/Damaged | \$68,153 |
| Recovered | \$72,527 |
| Stolen | \$151,362 |

2024 Washington NIBRS Submission Agencies

Sunnyside PD

Yakima County

Population: 16,570
Months Reported: 12

Offense Overview

Offense Total 1,129
of Cleared Offense 389
Percent Cleared 34.5%

Group A Arrest Overview

Arrest Total 322
Adult Arrest Total 280
Juvenile Arrest Total 42

| Group A Offenses | Reported 2023 | Reported 2024 | % of Change | Crime Rate per 1,000 | Total Arrests | DV Offense Totals |
|----------------------------------|---------------|---------------|-------------|----------------------|---------------|-------------------|
| Murder | 1 | 2 | 100.0% | 0.1 | 0 | 0 |
| Manslaughter | 0 | 0 | | 0.0 | 0 | 0 |
| Rape | 3 | 3 | 0.0% | 0.2 | 3 | 0 |
| Sodomy | 0 | 1 | | 0.1 | 0 | 0 |
| Sexual Assault w/Object | 0 | 0 | | 0.0 | 0 | 0 |
| Fondling | 21 | 9 | -57.1% | 0.5 | 1 | 3 |
| Aggravated Assault | 39 | 31 | -20.5% | 1.9 | 37 | 16 |
| Simple Assault | 174 | 168 | -3.4% | 10.1 | 74 | 99 |
| Intimidation | 23 | 34 | 47.8% | 2.1 | 3 | 11 |
| Kidnapping | 8 | 5 | -37.5% | 0.3 | 2 | 2 |
| Incest | 0 | 1 | | 0.1 | 0 | 1 |
| Statutory Rape | 0 | 0 | | 0.0 | 0 | 0 |
| Human Trafficking Offenses | 0 | 0 | | 0.0 | 0 | 0 |
| Violation of No Contact/Protect. | 80 | 86 | 7.5% | 5.2 | 43 | 70 |
| Robbery | 4 | 9 | 125.0% | 0.5 | 11 | 0 |
| Burglary | 54 | 50 | -7.4% | 3.0 | 10 | 6 |
| Larceny-Theft Offenses | 316 | 329 | 4.1% | 19.9 | 76 | 2 |
| Motor Vehicle Theft | 65 | 56 | -13.8% | 3.4 | 1 | 1 |
| Arson | 1 | 4 | 300.0% | 0.2 | 0 | 0 |
| Destruction of Property | 217 | 242 | 11.5% | 14.6 | 18 | 19 |
| Counterfeiting/Forgery | 2 | 0 | -100.0% | 0.0 | 0 | 0 |
| Fraud Offenses | 38 | 27 | -28.9% | 1.6 | 1 | 2 |
| Embezzlement | 0 | 0 | | 0.0 | 0 | 0 |
| Extortion/Blackmail | 1 | 0 | -100.0% | 0.0 | 0 | 0 |
| Bribery | 0 | 0 | | 0.0 | 0 | 0 |
| Stolen Property Offenses | 0 | 11 | | 0.7 | 14 | 0 |
| Animal Cruelty | 0 | 0 | | 0.0 | 0 | 0 |
| Drug/Narcotic Violations | 15 | 23 | 53.3% | 1.4 | 14 | 0 |
| Drug Equipment Violations | 2 | 5 | 150.0% | 0.3 | 1 | 0 |
| Gambling Offenses | 0 | 0 | | 0.0 | 0 | 0 |
| Pornography | 2 | 0 | -100.0% | 0.0 | 0 | 0 |
| Prostitution Offenses | 1 | 0 | -100.0% | 0.0 | 0 | 0 |
| Weapon Law Violations | 33 | 33 | 0.0% | 2.0 | 13 | 0 |
| Grand Total | 1,100 | 1,129 | 2.6% | 68.1 | 322 | 232 |

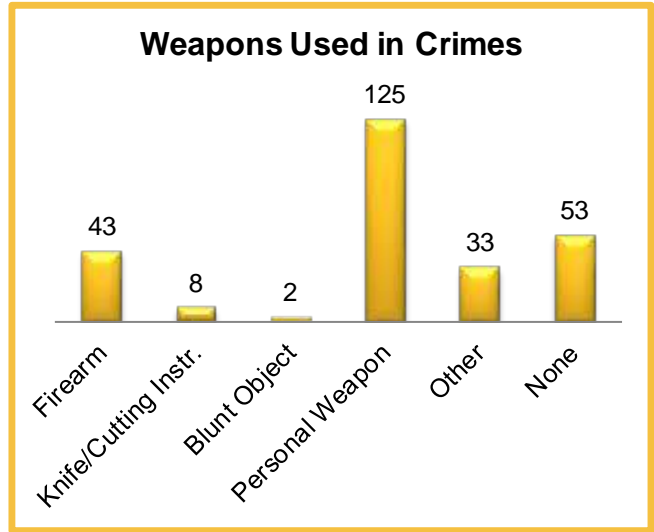
2024 Washington NIBRS Submission Agencies

Sunnyside PD

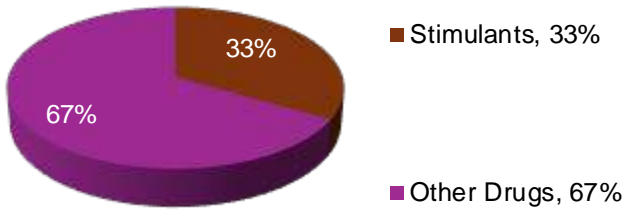
Continued

2024 Group B Arrests

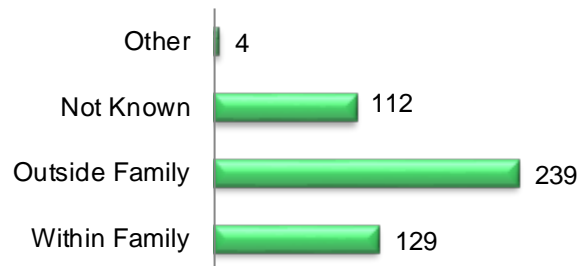
| Offense | Adult | Juvenile |
|-----------------------|------------|-----------|
| Bad Checks | 0 | 0 |
| Curfew/Vagrancy | 0 | 0 |
| Disorderly Conduct | 37 | 8 |
| Drunkenness | 0 | 0 |
| DUI | 96 | 2 |
| Family Offenses | 0 | 0 |
| Liquor Law Violations | 13 | 1 |
| Peeping Tom | 1 | 0 |
| Trespass | 48 | 1 |
| All Other Offenses | 269 | 6 |
| Total | 464 | 18 |



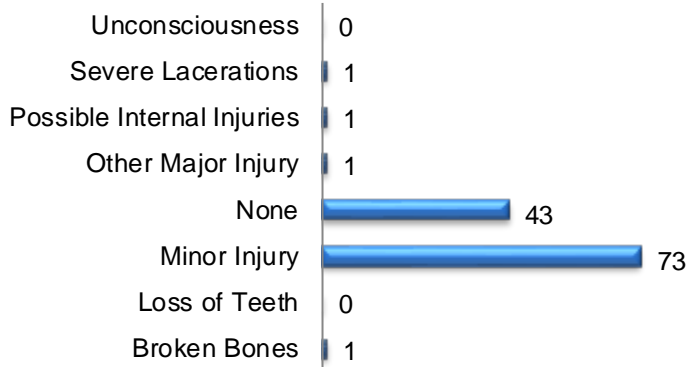
Drug Offenses by Type



Relationship of Victim to Offender



Domestic Violence Injuries



2024 Property Values by Type

| Type | Value |
|----------------------|-----------|
| Seized | \$0 |
| Burned | \$109,500 |
| Counterfeited/Forged | \$0 |
| Destroyed/Damaged | \$305,380 |
| Recovered | \$251,846 |
| Stolen | \$990,334 |

2024 Washington NIBRS Submission Agencies

Toppenish PD

Yakima County

Population: 8,915
Months Reported: 12

Offense Overview

Offense Total 752
of Cleared Offense 227
Percent Cleared 30.2%

Group A Arrest Overview

Arrest Total 200
Adult Arrest Total 194
Juvenile Arrest Total 6

| Group A Offenses | Reported 2023 | Reported 2024 | % of Change | Crime Rate per 1,000 | Total Arrests | DV Offense Totals |
|----------------------------------|---------------|---------------|---------------|----------------------|---------------|-------------------|
| Murder | 8 | 0 | -100.0% | 0.0 | 0 | 0 |
| Manslaughter | 0 | 0 | | 0.0 | 0 | 0 |
| Rape | 3 | 3 | 0.0% | 0.3 | 3 | 2 |
| Sodomy | 0 | 1 | | 0.1 | 0 | 1 |
| Sexual Assault w/Object | 0 | 0 | | 0.0 | 0 | 0 |
| Fondling | 11 | 3 | -72.7% | 0.3 | 2 | 1 |
| Aggravated Assault | 28 | 20 | -28.6% | 2.2 | 12 | 11 |
| Simple Assault | 95 | 55 | -42.1% | 6.2 | 41 | 35 |
| Intimidation | 3 | 8 | 166.7% | 0.9 | 0 | 1 |
| Kidnapping | 5 | 5 | 0.0% | 0.6 | 7 | 4 |
| Incest | 0 | 0 | | 0.0 | 0 | 0 |
| Statutory Rape | 0 | 1 | | 0.1 | 0 | 0 |
| Human Trafficking Offenses | 0 | 0 | | 0.0 | 0 | 0 |
| Violation of No Contact/Protect. | 46 | 31 | -32.6% | 3.5 | 25 | 29 |
| Robbery | 17 | 4 | -76.5% | 0.4 | 2 | 0 |
| Burglary | 89 | 58 | -34.8% | 6.5 | 8 | 3 |
| Larceny-Theft Offenses | 330 | 262 | -20.6% | 29.4 | 77 | 5 |
| Motor Vehicle Theft | 101 | 68 | -32.7% | 7.6 | 3 | 0 |
| Arson | 2 | 4 | 100.0% | 0.4 | 0 | 0 |
| Destruction of Property | 225 | 175 | -22.2% | 19.6 | 9 | 11 |
| Counterfeiting/Forgery | 4 | 12 | 200.0% | 1.3 | 1 | 0 |
| Fraud Offenses | 28 | 20 | -28.6% | 2.2 | 0 | 0 |
| Embezzlement | 0 | 1 | | 0.1 | 0 | 0 |
| Extortion/Blackmail | 1 | 0 | -100.0% | 0.0 | 0 | 0 |
| Bribery | 0 | 0 | | 0.0 | 0 | 0 |
| Stolen Property Offenses | 4 | 5 | 25.0% | 0.6 | 3 | 0 |
| Animal Cruelty | 0 | 0 | | 0.0 | 0 | 0 |
| Drug/Narcotic Violations | 28 | 3 | -89.3% | 0.3 | 3 | 0 |
| Drug Equipment Violations | 10 | 0 | -100.0% | 0.0 | 0 | 0 |
| Gambling Offenses | 0 | 0 | | 0.0 | 0 | 0 |
| Pornography | 0 | 0 | | 0.0 | 0 | 0 |
| Prostitution Offenses | 1 | 0 | -100.0% | 0.0 | 0 | 0 |
| Weapon Law Violations | 27 | 13 | -51.9% | 1.5 | 4 | 0 |
| Grand Total | 1,066 | 752 | -29.5% | 84.4 | 200 | 103 |

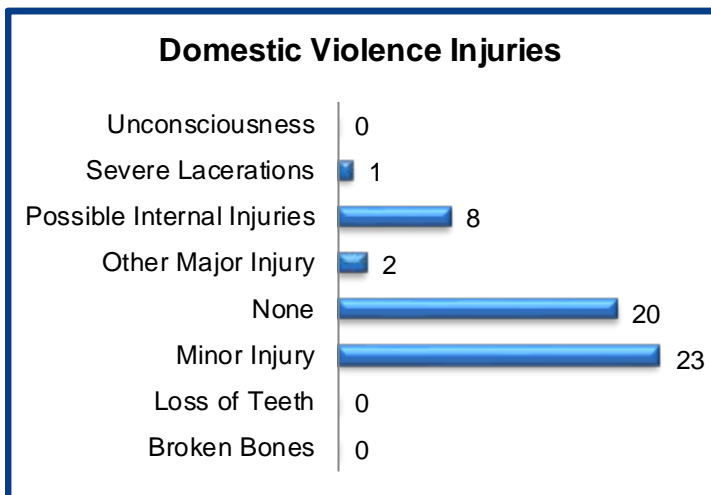
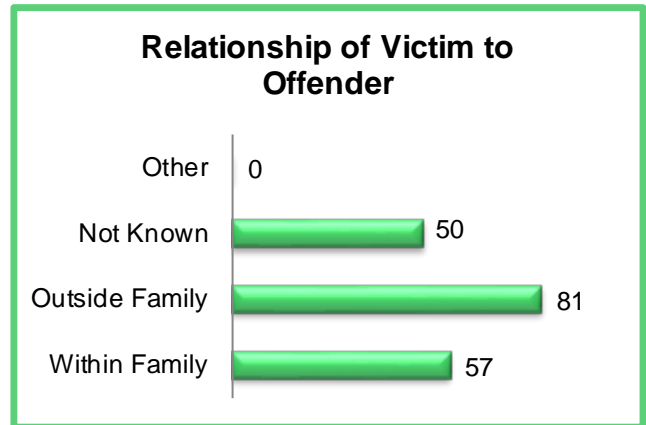
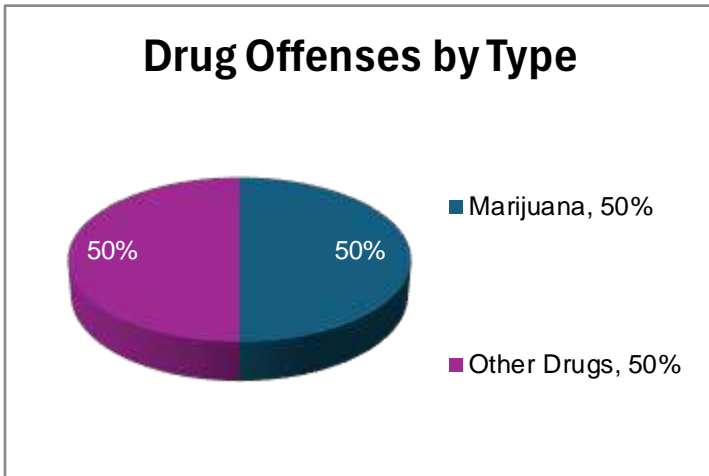
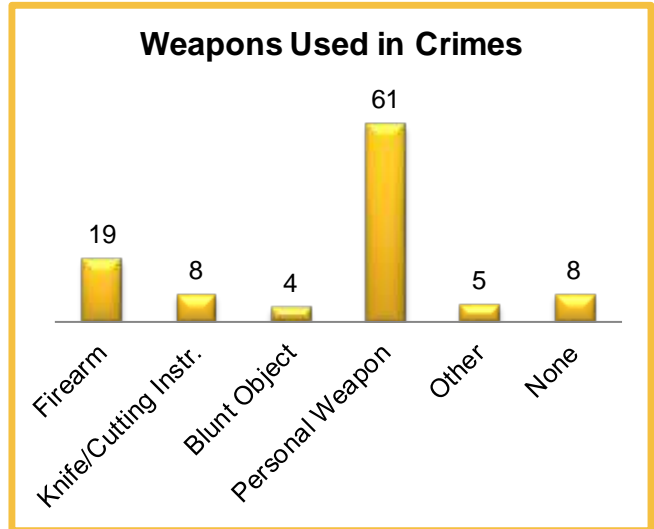
2024 Washington NIBRS Submission Agencies

Toppenish PD

Continued

2024 Group B Arrests

| Offense | Adult | Juvenile |
|-----------------------|------------|----------|
| Bad Checks | 0 | 0 |
| Curfew/Vagrancy | 0 | 0 |
| Disorderly Conduct | 4 | 0 |
| Drunkenness | 1 | 0 |
| DUI | 21 | 0 |
| Family Offenses | 0 | 0 |
| Liquor Law Violations | 9 | 0 |
| Peeping Tom | 0 | 0 |
| Trespass | 17 | 0 |
| All Other Offenses | 86 | 3 |
| Total | 138 | 3 |



2024 Property Values by Type

| Type | Value |
|----------------------|-----------|
| Seized | \$0 |
| Burned | \$2,400 |
| Counterfeited/Forged | \$120 |
| Destroyed/Damaged | \$127,188 |
| Recovered | \$268,088 |
| Stolen | \$566,870 |

2024 Washington NIBRS Submission Agencies

Union Gap PD

Yakima County

Population: 6,660
Months Reported: 12

Offense Overview

Offense Total 836
of Cleared Offense 504
Percent Cleared 60.3%

Group A Arrest Overview

Arrest Total 511
Adult Arrest Total 441
Juvenile Arrest Total 70

| Group A Offenses | Reported 2023 | Reported 2024 | % of Change | Crime Rate per 1,000 | Total Arrests | DV Offense Totals |
|----------------------------------|---------------|---------------|--------------|----------------------|---------------|-------------------|
| Murder | 0 | 0 | | 0.0 | 0 | 0 |
| Manslaughter | 0 | 0 | | 0.0 | 0 | 0 |
| Rape | 0 | 2 | | 0.3 | 2 | 1 |
| Sodomy | 0 | 0 | | 0.0 | 0 | 0 |
| Sexual Assault w/Object | 0 | 0 | | 0.0 | 0 | 0 |
| Fondling | 4 | 1 | -75.0% | 0.2 | 0 | 1 |
| Aggravated Assault | 3 | 8 | 166.7% | 1.2 | 9 | 5 |
| Simple Assault | 58 | 66 | 13.8% | 9.9 | 55 | 39 |
| Intimidation | 4 | 11 | 175.0% | 1.7 | 0 | 4 |
| Kidnapping | 0 | 0 | | 0.0 | 0 | 0 |
| Incest | 0 | 0 | | 0.0 | 0 | 0 |
| Statutory Rape | 0 | 0 | | 0.0 | 0 | 0 |
| Human Trafficking Offenses | 0 | 0 | | 0.0 | 0 | 0 |
| Violation of No Contact/Protect. | 27 | 38 | 40.7% | 5.7 | 30 | 37 |
| Robbery | 9 | 7 | -22.2% | 1.1 | 3 | 1 |
| Burglary | 39 | 63 | 61.5% | 9.5 | 33 | 1 |
| Larceny-Theft Offenses | 387 | 457 | 18.1% | 68.6 | 348 | 5 |
| Motor Vehicle Theft | 24 | 24 | 0.0% | 3.6 | 0 | 0 |
| Arson | 2 | 0 | -100.0% | 0.0 | 0 | 0 |
| Destruction of Property | 112 | 85 | -24.1% | 12.8 | 15 | 16 |
| Counterfeiting/Forgery | 1 | 6 | 500.0% | 0.9 | 2 | 0 |
| Fraud Offenses | 28 | 28 | 0.0% | 4.2 | 0 | 2 |
| Embezzlement | 0 | 0 | | 0.0 | 0 | 0 |
| Extortion/Blackmail | 0 | 0 | | 0.0 | 0 | 0 |
| Bribery | 0 | 0 | | 0.0 | 0 | 0 |
| Stolen Property Offenses | 13 | 4 | -69.2% | 0.6 | 5 | 0 |
| Animal Cruelty | 0 | 0 | | 0.0 | 0 | 0 |
| Drug/Narcotic Violations | 12 | 18 | 50.0% | 2.7 | 6 | 0 |
| Drug Equipment Violations | 22 | 2 | -90.9% | 0.3 | 0 | 0 |
| Gambling Offenses | 0 | 0 | | 0.0 | 0 | 0 |
| Pornography | 1 | 2 | 100.0% | 0.3 | 0 | 0 |
| Prostitution Offenses | 0 | 0 | | 0.0 | 0 | 0 |
| Weapon Law Violations | 8 | 14 | 75.0% | 2.1 | 3 | 0 |
| Grand Total | 754 | 836 | 10.9% | 125.5 | 511 | 112 |

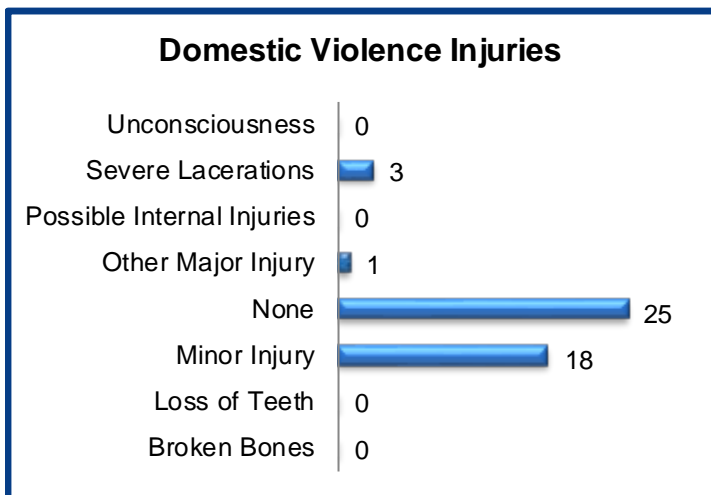
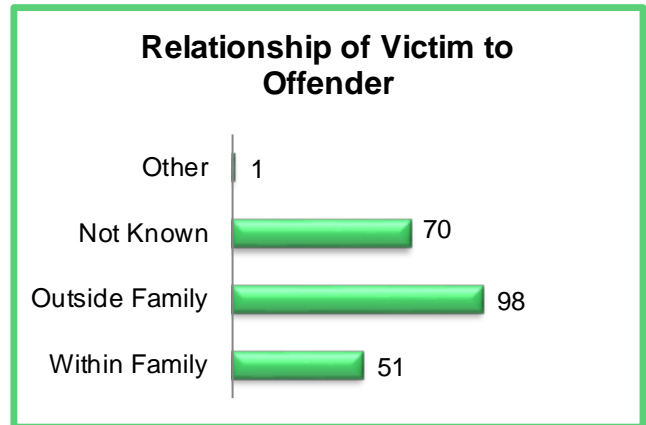
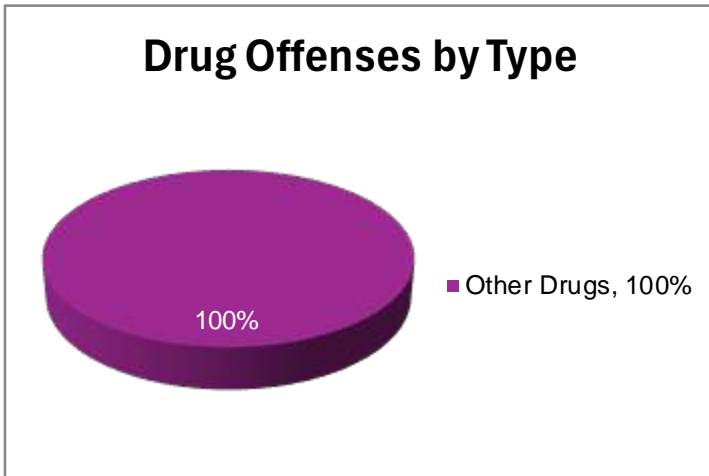
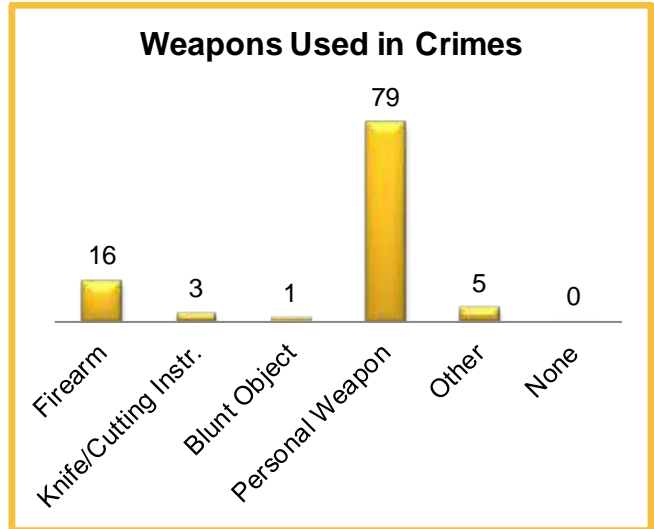
2024 Washington NIBRS Submission Agencies

Union Gap PD

Continued

2024 Group B Arrests

| Offense | Adult | Juvenile |
|-----------------------|------------|----------|
| Bad Checks | 0 | 0 |
| Curfew/Vagrancy | 0 | 0 |
| Disorderly Conduct | 8 | 0 |
| Drunkenness | 0 | 0 |
| DUI | 35 | 0 |
| Family Offenses | 0 | 0 |
| Liquor Law Violations | 2 | 1 |
| Peeping Tom | 0 | 0 |
| Trespass | 69 | 4 |
| All Other Offenses | 229 | 0 |
| Total | 343 | 5 |



2024 Property Values by Type

| Type | Value |
|----------------------|-----------|
| Seized | \$0 |
| Burned | \$0 |
| Counterfeited/Forged | \$908 |
| Destroyed/Damaged | \$58,460 |
| Recovered | \$186,054 |
| Stolen | \$455,517 |

2024 Washington NIBRS Submission Agencies

Yakima PD

Yakima County

Population: 99,370
Months Reported: 12

Offense Overview

Offense Total 6,230
of Cleared Offense 3,131
Percent Cleared 50.3%

Group A Arrest Overview

Arrest Total 2,389
Adult Arrest Total 2,344
Juvenile Arrest Total 45

| Group A Offenses | Reported 2023 | Reported 2024 | % of Change | Crime Rate per 1,000 | Total Arrests | DV Offense Totals |
|----------------------------------|---------------|---------------|--------------|----------------------|---------------|-------------------|
| Murder | 9 | 15 | 66.7% | 0.2 | 0 | 3 |
| Manslaughter | 0 | 1 | | 0.0 | 0 | 1 |
| Rape | 24 | 34 | 41.7% | 0.3 | 5 | 21 |
| Sodomy | 1 | 5 | 400.0% | 0.1 | 0 | 3 |
| Sexual Assault w/Object | 1 | 1 | 0.0% | 0.0 | 0 | 1 |
| Fondling | 101 | 51 | -49.5% | 0.5 | 7 | 18 |
| Aggravated Assault | 397 | 435 | 9.6% | 4.4 | 137 | 152 |
| Simple Assault | 1,165 | 1,087 | -6.7% | 10.9 | 747 | 697 |
| Intimidation | 183 | 159 | -13.1% | 1.6 | 5 | 59 |
| Kidnapping | 27 | 31 | 14.8% | 0.3 | 17 | 21 |
| Incest | 4 | 1 | -75.0% | 0.0 | 0 | 1 |
| Statutory Rape | 2 | 0 | -100.0% | 0.0 | 0 | 0 |
| Human Trafficking Offenses | 0 | 0 | | 0.0 | 0 | 0 |
| Violation of No Contact/Protect. | 697 | 649 | -6.9% | 6.5 | 426 | 575 |
| Robbery | 69 | 61 | -11.6% | 0.6 | 17 | 12 |
| Burglary | 380 | 361 | -5.0% | 3.6 | 53 | 24 |
| Larceny-Theft Offenses | 1,633 | 1,399 | -14.3% | 14.1 | 410 | 60 |
| Motor Vehicle Theft | 374 | 290 | -22.5% | 2.9 | 27 | 17 |
| Arson | 14 | 15 | 7.1% | 0.2 | 1 | 0 |
| Destruction of Property | 781 | 644 | -17.5% | 6.5 | 177 | 222 |
| Counterfeiting/Forgery | 43 | 25 | -41.9% | 0.3 | 0 | 0 |
| Fraud Offenses | 360 | 267 | -25.8% | 2.7 | 6 | 9 |
| Embezzlement | 2 | 2 | 0.0% | 0.0 | 0 | 0 |
| Extortion/Blackmail | 5 | 3 | -40.0% | 0.0 | 0 | 1 |
| Bribery | 1 | 0 | -100.0% | 0.0 | 0 | 0 |
| Stolen Property Offenses | 60 | 68 | 13.3% | 0.7 | 45 | 2 |
| Animal Cruelty | 0 | 0 | | 0.0 | 0 | 0 |
| Drug/Narcotic Violations | 173 | 365 | 111.0% | 3.7 | 261 | 0 |
| Drug Equipment Violations | 59 | 97 | 64.4% | 1.0 | 3 | 0 |
| Gambling Offenses | 0 | 0 | | 0.0 | 1 | 0 |
| Pornography | 28 | 23 | -17.9% | 0.2 | 1 | 0 |
| Prostitution Offenses | 3 | 5 | 66.7% | 0.1 | 1 | 0 |
| Weapon Law Violations | 155 | 136 | -12.3% | 1.4 | 42 | 0 |
| Grand Total | 6,751 | 6,230 | -7.7% | 62.7 | 2,389 | 1,899 |

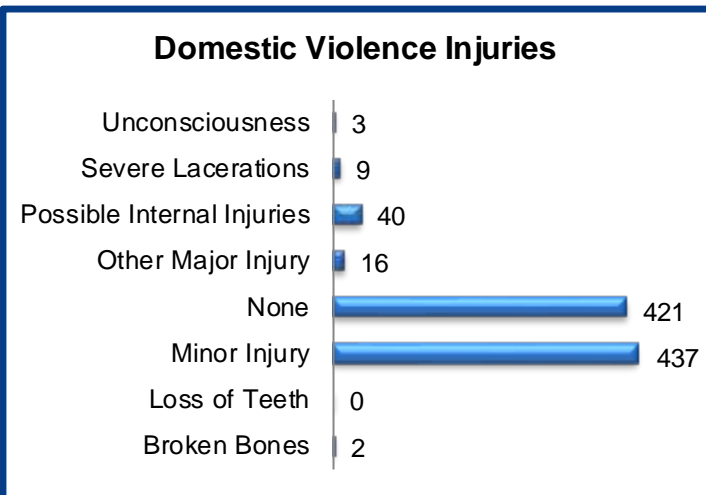
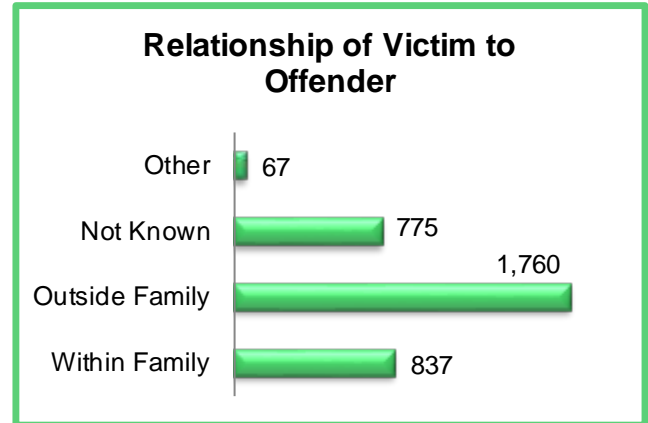
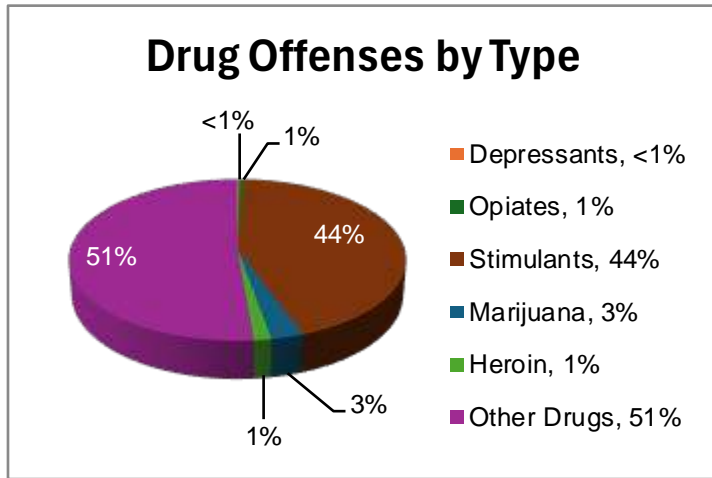
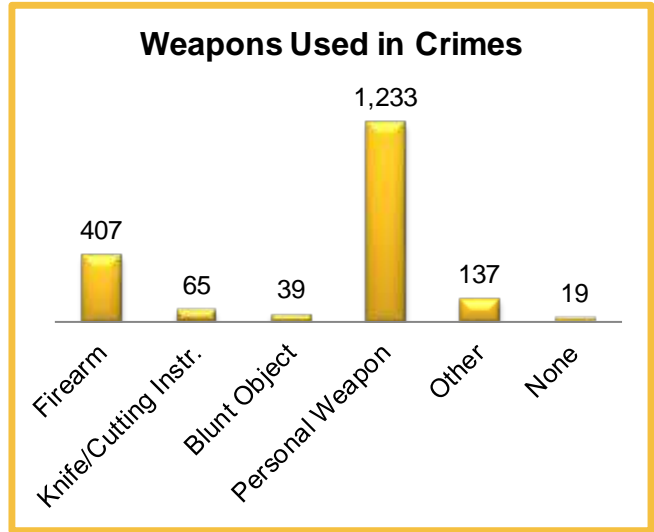
2024 Washington NIBRS Submission Agencies

Yakima PD

Continued

2024 Group B Arrests

| Offense | Adult | Juvenile |
|-----------------------|--------------|-----------|
| Bad Checks | 1 | 0 |
| Curfew/Vagrancy | 3 | 0 |
| Disorderly Conduct | 147 | 2 |
| Drunkenness | 0 | 0 |
| DUI | 538 | 14 |
| Family Offenses | 3 | 0 |
| Liquor Law Violations | 11 | 2 |
| Peeping Tom | 0 | 0 |
| Trespass | 230 | 0 |
| All Other Offenses | 195 | 4 |
| Total | 1,128 | 22 |



2024 Property Values by Type

| Type | Value |
|----------------------|-------------|
| Seized | \$309 |
| Burned | \$93,705 |
| Counterfeited/Forged | \$2,590 |
| Destroyed/Damaged | \$1,924,282 |
| Recovered | \$1,045,220 |
| Stolen | \$4,794,794 |

2024 Washington NIBRS Submission Agencies

Zillah PD

Yakima County

Population: 3,215
Months Reported: 12

Offense Overview

Offense Total 83
of Cleared Offense 44
Percent Cleared 53.0%

Group A Arrest Overview

Arrest Total 26
Adult Arrest Total 25
Juvenile Arrest Total 1

| Group A Offenses | Reported 2023 | Reported 2024 | % of Change* | Crime Rate per 1,000 | Total Arrests | DV Offense Totals |
|----------------------------------|---------------|---------------|--------------|----------------------|---------------|-------------------|
| Murder | 0 | 0 | | 0.0 | 0 | 0 |
| Manslaughter | 0 | 0 | | 0.0 | 0 | 0 |
| Rape | 0 | 1 | | 0.3 | 2 | 0 |
| Sodomy | 0 | 0 | | 0.0 | 0 | 0 |
| Sexual Assault w/Object | 0 | 0 | | 0.0 | 0 | 0 |
| Fondling | 0 | 1 | | 0.3 | 1 | 0 |
| Aggravated Assault | 0 | 1 | | 0.3 | 1 | 0 |
| Simple Assault | 0 | 8 | | 2.5 | 4 | 5 |
| Intimidation | 0 | 11 | | 3.4 | 1 | 3 |
| Kidnapping | 0 | 1 | | 0.3 | 1 | 0 |
| Incest | 0 | 0 | | 0.0 | 0 | 0 |
| Statutory Rape | 0 | 0 | | 0.0 | 0 | 0 |
| Human Trafficking Offenses | 0 | 0 | | 0.0 | 0 | 0 |
| Violation of No Contact/Protect. | 0 | 7 | | 2.2 | 5 | 6 |
| Robbery | 0 | 0 | | 0.0 | 0 | 0 |
| Burglary | 0 | 4 | | 1.2 | 2 | 1 |
| Larceny-Theft Offenses | 0 | 34 | | 10.6 | 5 | 0 |
| Motor Vehicle Theft | 0 | 2 | | 0.6 | 0 | 0 |
| Arson | 0 | 0 | | 0.0 | 0 | 0 |
| Destruction of Property | 0 | 0 | | 0.0 | 0 | 1 |
| Counterfeiting/Forgery | 0 | 0 | | 0.0 | 0 | 0 |
| Fraud Offenses | 0 | 4 | | 1.2 | 0 | 0 |
| Embezzlement | 0 | 0 | | 0.0 | 0 | 0 |
| Extortion/Blackmail | 0 | 0 | | 0.0 | 0 | 0 |
| Bribery | 0 | 0 | | 0.0 | 0 | 0 |
| Stolen Property Offenses | 0 | 0 | | 0.0 | 0 | 0 |
| Animal Cruelty | 0 | 0 | | 0.0 | 0 | 0 |
| Drug/Narcotic Violations | 0 | 2 | | 0.6 | 0 | 0 |
| Drug Equipment Violations | 0 | 0 | | 0.0 | 0 | 0 |
| Gambling Offenses | 0 | 0 | | 0.0 | 0 | 0 |
| Pornography | 0 | 1 | | 0.3 | 1 | 0 |
| Prostitution Offenses | 0 | 0 | | 0.0 | 0 | 0 |
| Weapon Law Violations | 0 | 6 | | 1.9 | 3 | 0 |
| Grand Total | 0 | 83 | | 25.8 | 26 | 16 |

* Please see #10 in the NIBRS Individual Agency Page Table Legend.

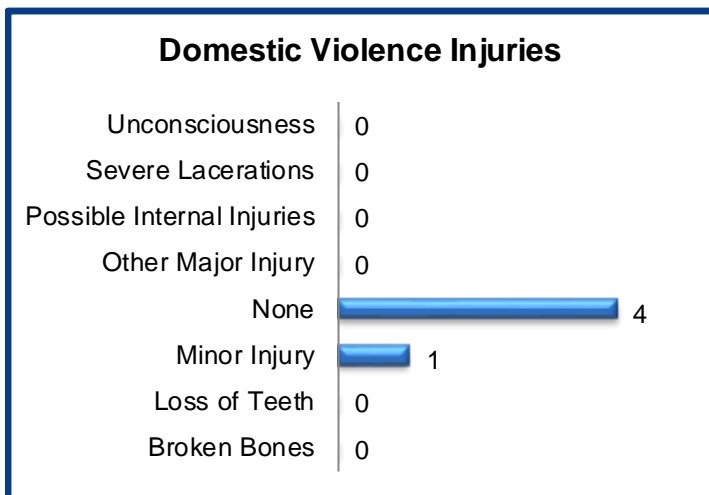
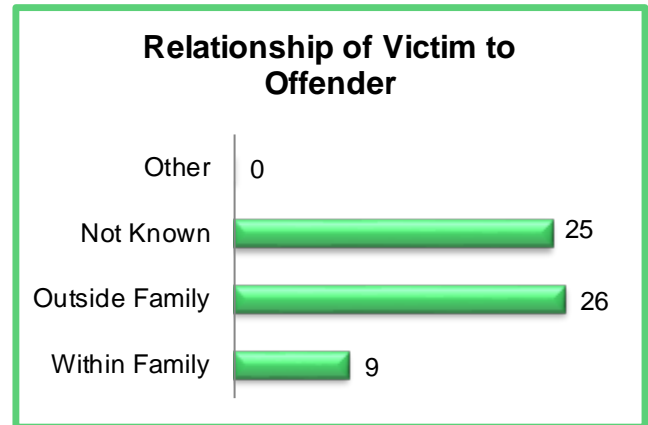
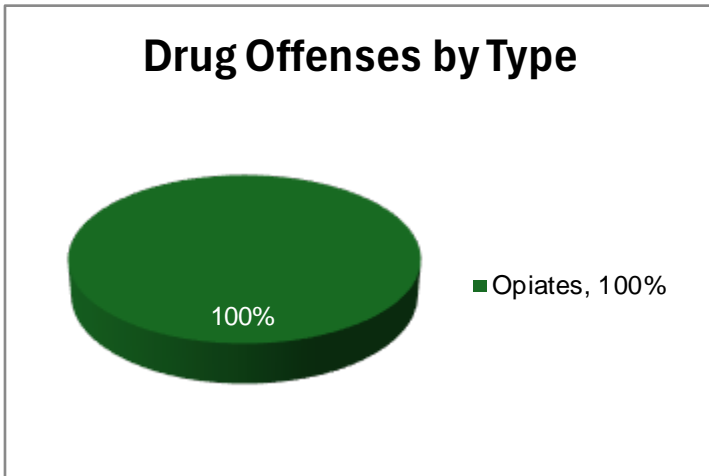
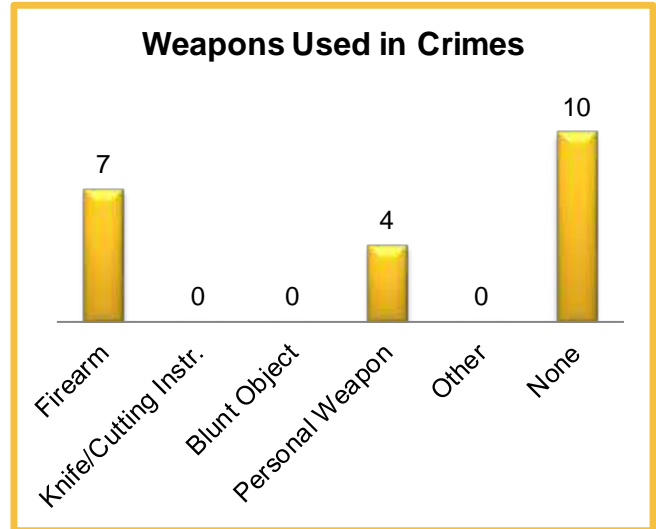
2024 Washington NIBRS Submission Agencies

Zillah PD

Continued

2024 Group B Arrests

| Offense | Adult | Juvenile |
|-----------------------|----------|----------|
| Bad Checks | 0 | 0 |
| Curfew/Vagrancy | 0 | 0 |
| Disorderly Conduct | 0 | 0 |
| Drunkenness | 0 | 0 |
| DUI | 0 | 0 |
| Family Offenses | 0 | 0 |
| Liquor Law Violations | 0 | 0 |
| Peeping Tom | 0 | 0 |
| Trespass | 0 | 0 |
| All Other Offenses | 0 | 0 |
| Total | 0 | 0 |



2024 Property Values by Type

| Type | Value |
|----------------------|----------|
| Seized | \$715 |
| Burned | \$0 |
| Counterfeited/Forged | \$0 |
| Destroyed/Damaged | \$18,260 |
| Recovered | \$12,044 |
| Stolen | \$79,480 |

Non-Reporting Agencies

Departments That Did Not Report in 2024:

| | |
|---|-----------------------------|
| Chewelah Police Department | Mattawa Police Department |
| Cosmopolis Police Department | Oakesdale Police Department |
| Duvall Police Department | Oroville Police Department |
| Evergreen State College Police Department | Tenino Police Department |
| Forks Police Department | Tieton Police Department |
| Garfield Police Department | Wapato Police Department |
| Granger Police Department | Winthrop Marshal's Office |
| Mabton Police Department | |

Agencies on Contract or Reporting Through Another Agency:

| | |
|-----------------------------|------------------------------|
| Colton Police Department | Rosalia Police Department |
| Coupeville Marshal's Office | Springdale Police Department |
| Mossyrock Police Department | Tonasket Police Department |
| Pe Ell Marshal's Office | Twisp Police Department |
| Rainier Police Department | Vader Police Department |
| Republic Police Department | Wilbur Police Department |

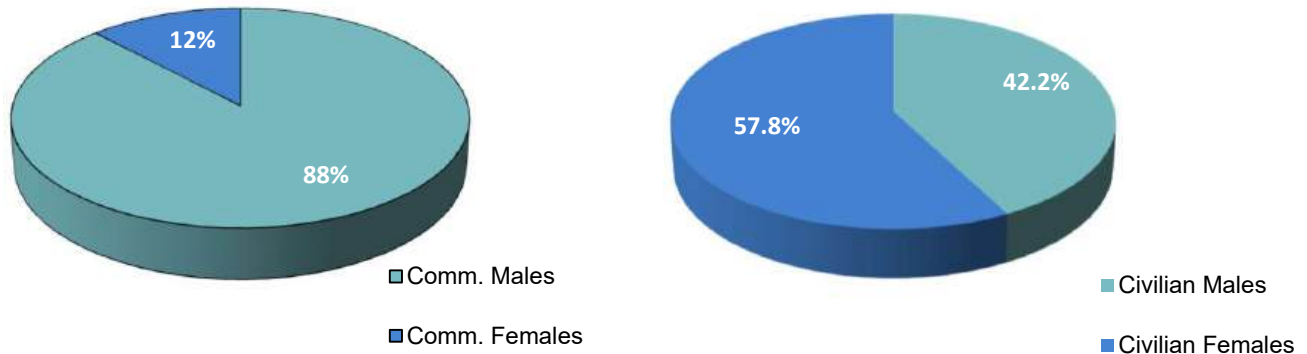
Full-Time Law Enforcement Employees

The following tables represent counts of full-time law enforcement employees as of October 31, 2024. This information is collected from an annual survey of all law enforcement agencies in Washington State.

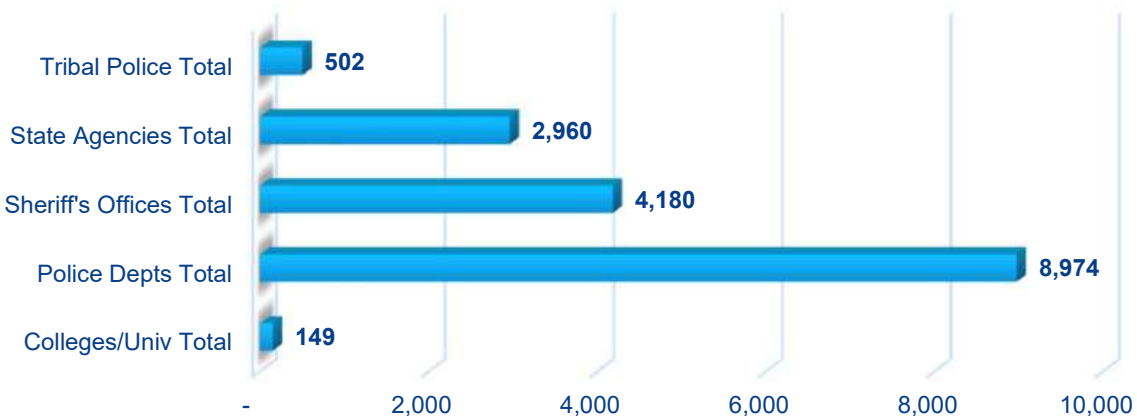
**Number of Full-Time Law Enforcement Employees
By Law Enforcement Agency Type as of
October 31, 2024**

| | Total Employees | Comm. Males | % Comm. Males | Comm. Females | % Comm. Females | Civilian Males | % Civilian Males | Civilian Females | % Civilian Females |
|-------------------------|-----------------|--------------|---------------|---------------|-----------------|----------------|------------------|------------------|--------------------|
| Colleges/Univ Total | 149 | 81 | 54.4% | 9 | 6.0% | 29 | 19.5% | 30 | 20.1% |
| Police Depts Total | 8,974 | 5,962 | 66.4% | 904 | 10.1% | 644 | 7.2% | 1,464 | 16.3% |
| Sheriff's Offices Total | 4,180 | 2,139 | 51.2% | 214 | 5.1% | 934 | 22.3% | 893 | 21.4% |
| State Agencies Total | 2,960 | 1,219 | 41.2% | 159 | 5.4% | 753 | 25.4% | 829 | 28.0% |
| Tribal Police Total | 502 | 332 | 66.1% | 51 | 10.2% | 43 | 8.6% | 76 | 15.1% |
| Grand Total | 16,765 | 9,733 | 58.1% | 1,337 | 8.0% | 2,403 | 14.3% | 3,292 | 19.6% |

Commissioned and Civilian Employees By Gender

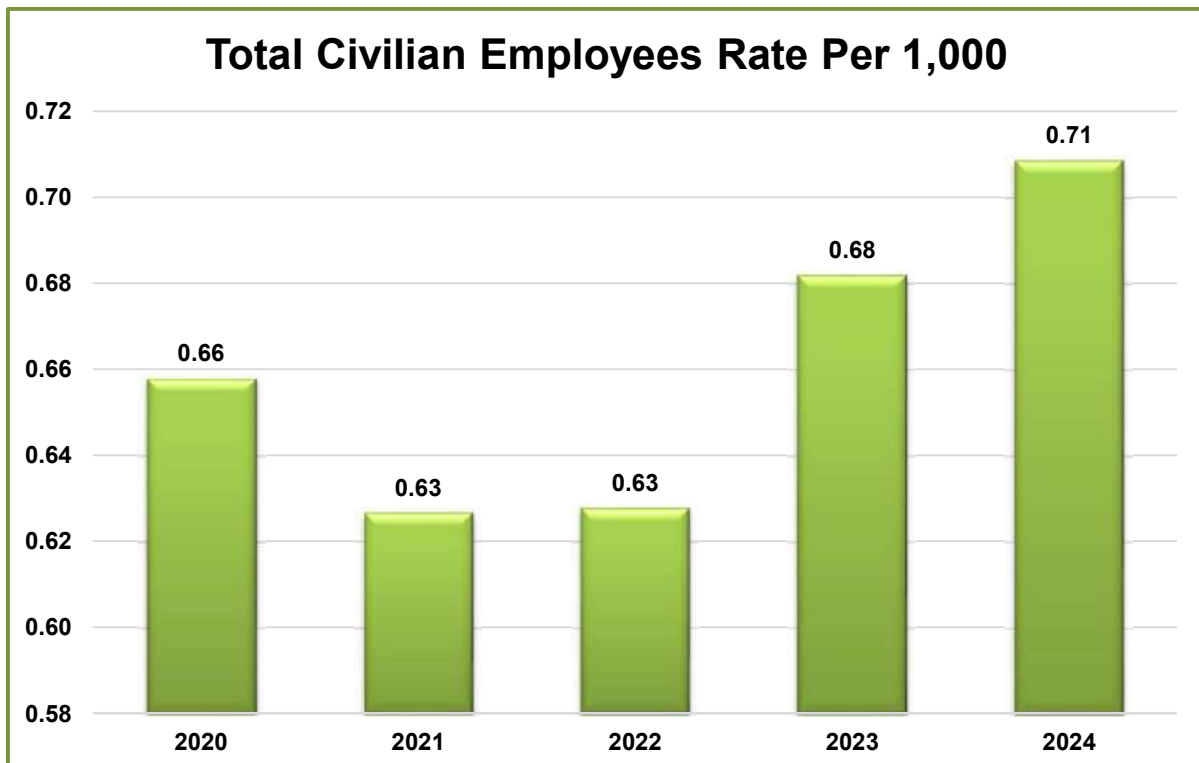
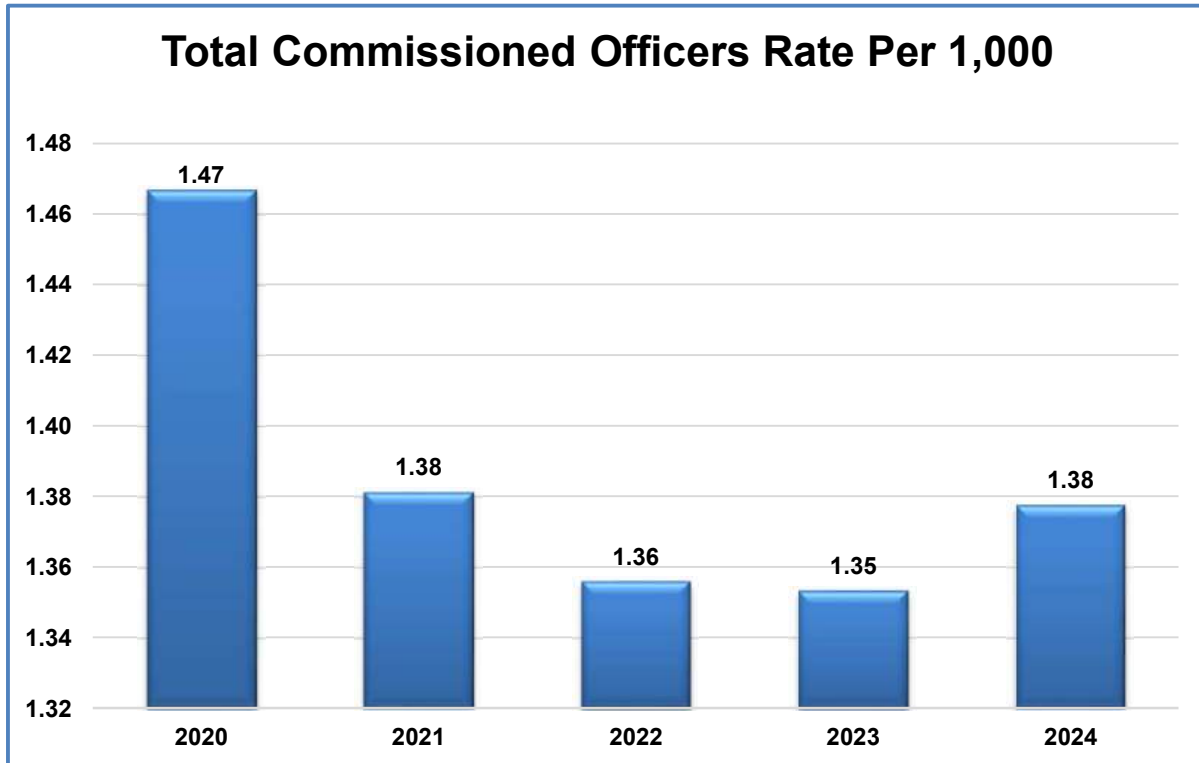


Number of Full-Time Employees By Agency Type

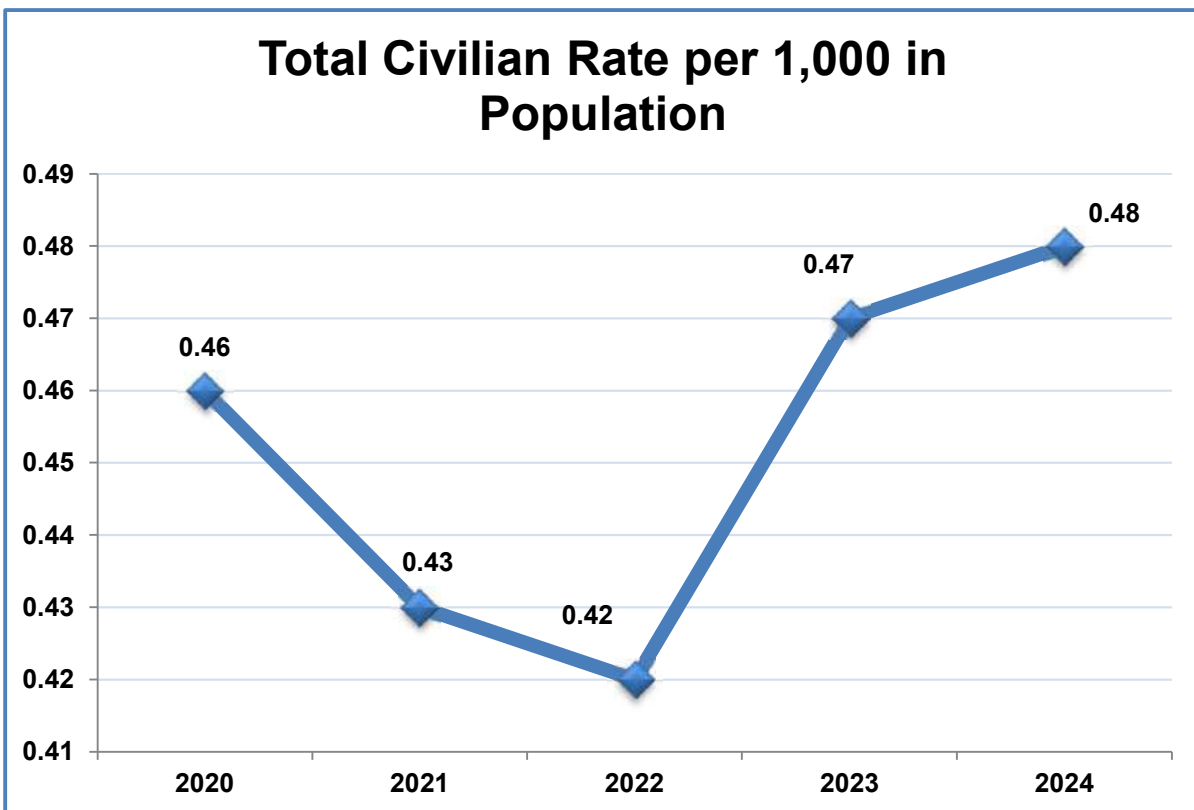
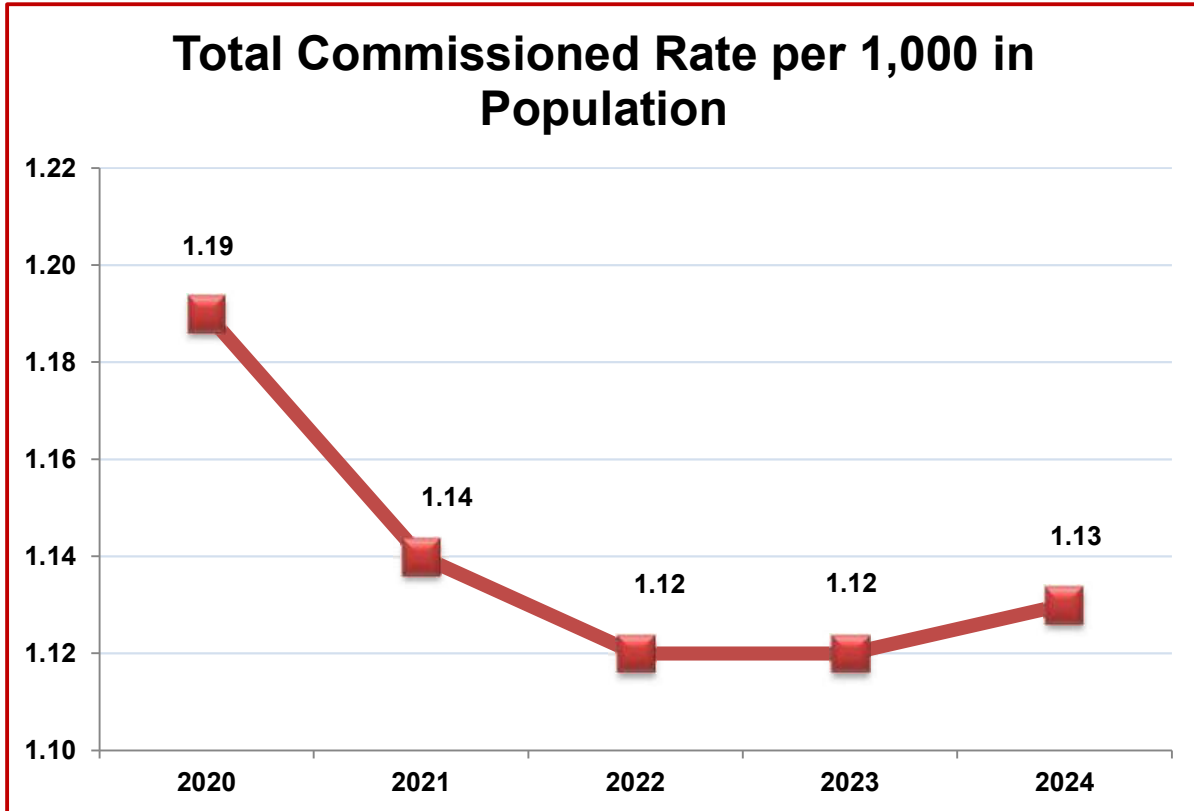


Average Rates of Full-Time Law Enforcement Employees

The average based on all statewide law enforcement jurisdictions with and without designated populations:

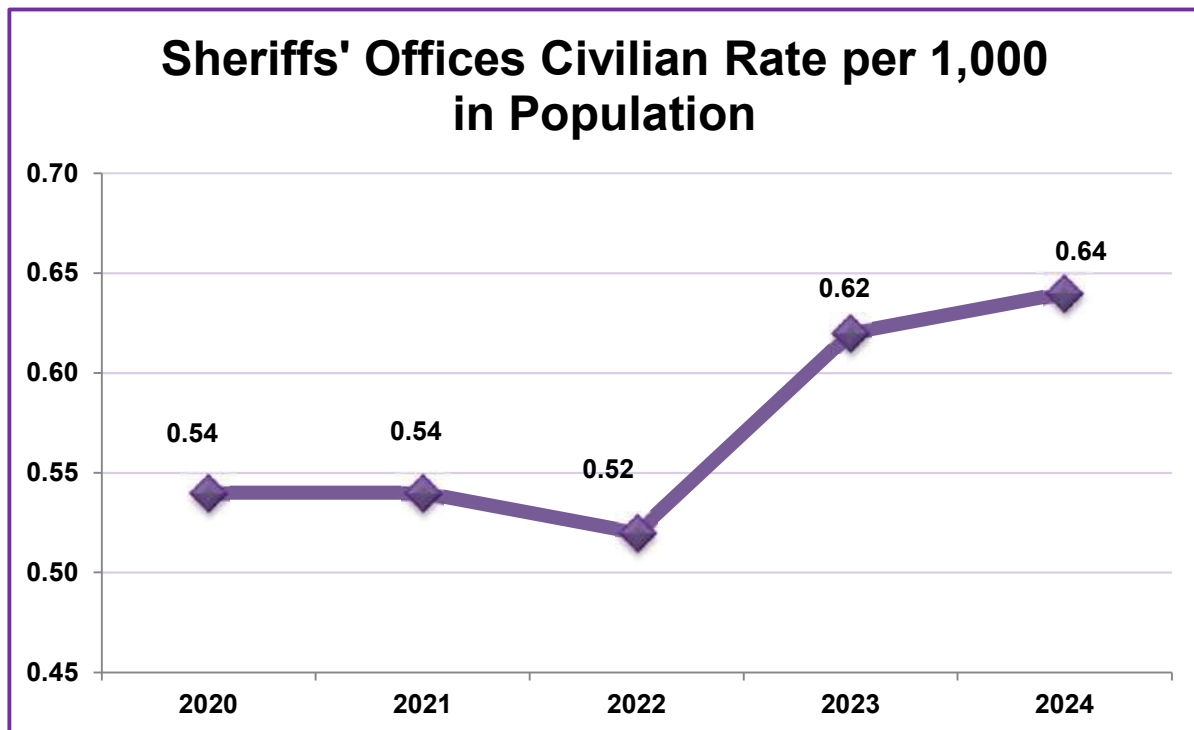
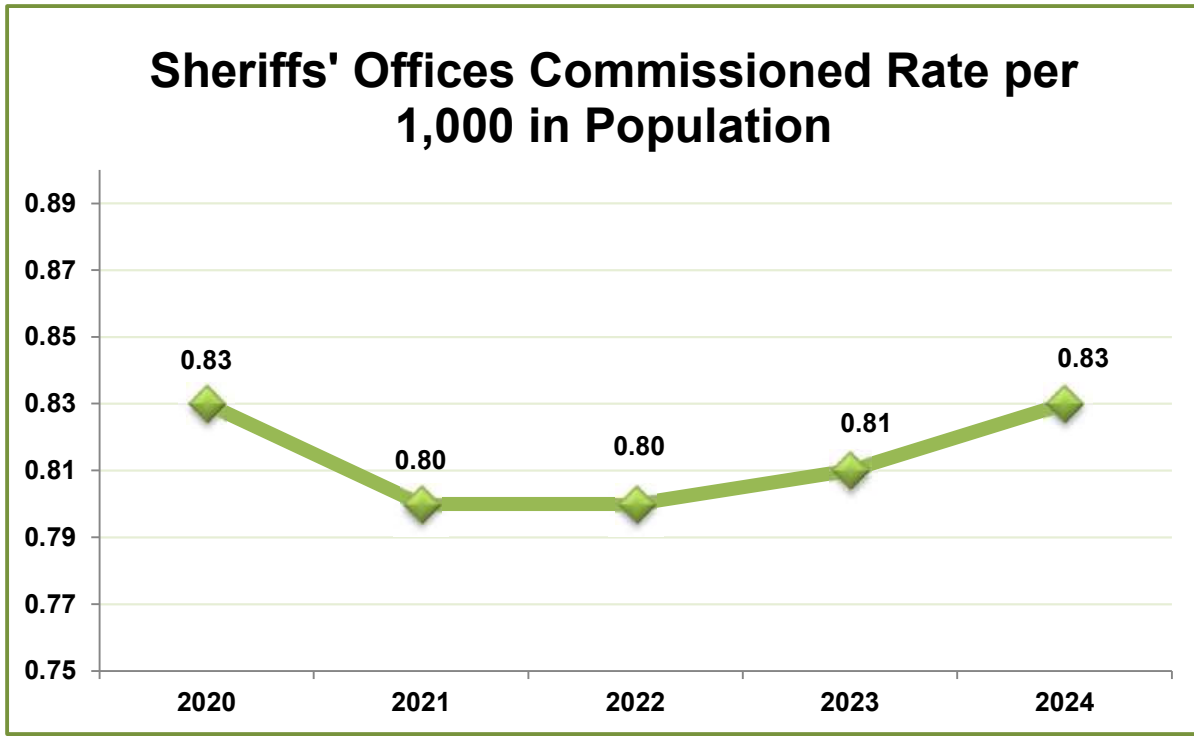


The average rates based on only law enforcement jurisdictions with designated populations:



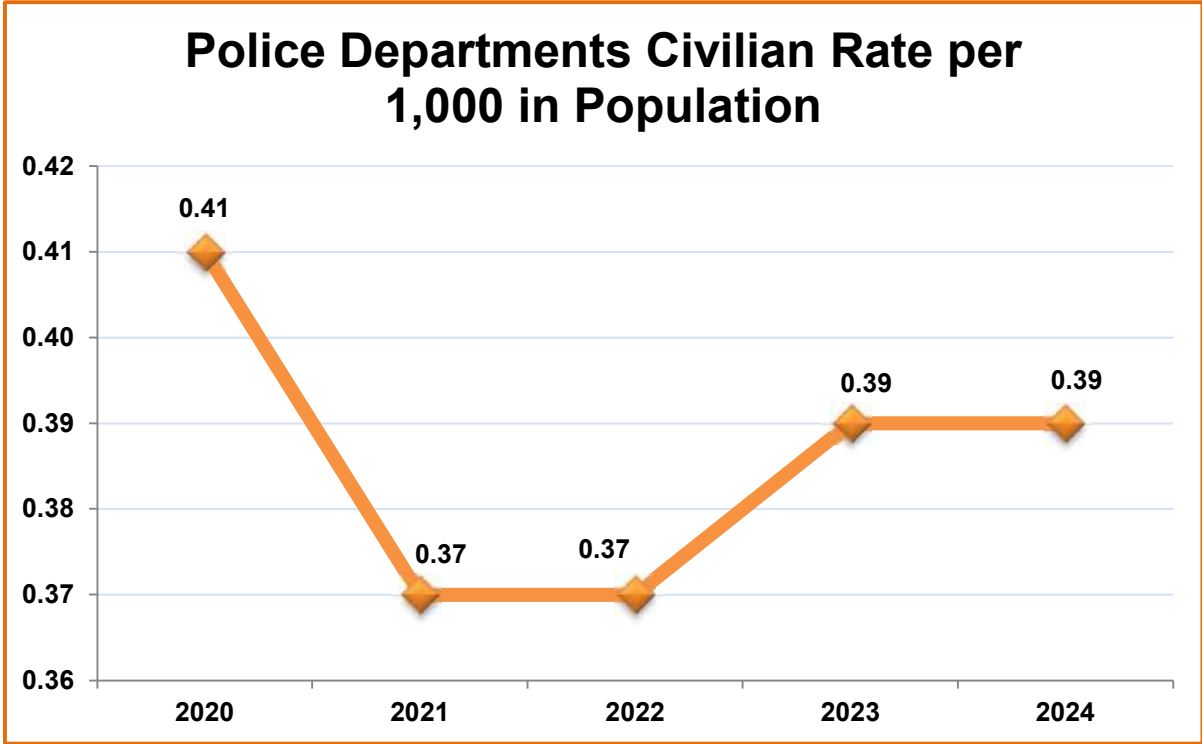
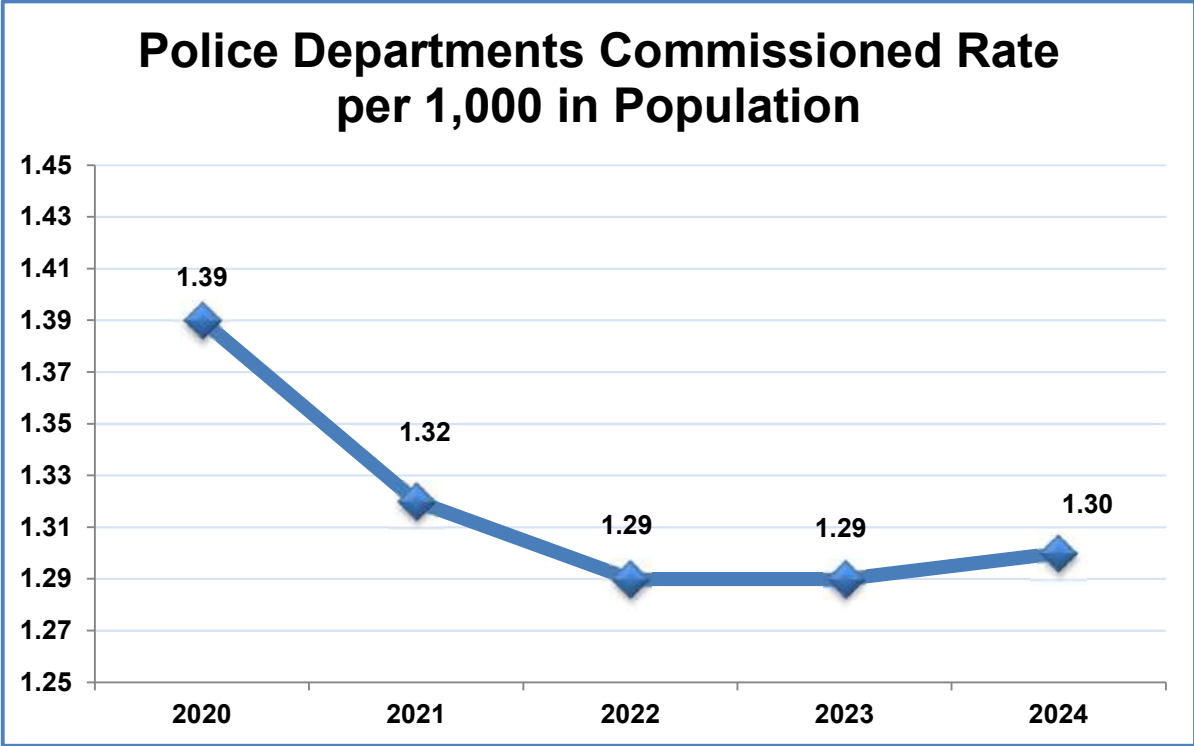
NOTE: Population counts are based on the WA Office of Financial Management estimations.

Average Rates of Full-Time Employees of Sheriffs' Offices, 2020 - 2024



Average rates are based on statewide Sheriff's Office jurisdictions with populations ranging from approximately 2,300 to over 448,000.

Average Rates of Full-Time Employees of Police Departments, 2020 - 2024



Average rates are based on statewide Police Department jurisdictions with populations ranging from approximately 400 to over 797,000.

**Number of Full-Time Law Enforcement Employees
Washington State Agencies as of
October 31, 2024**

| Agency | Pop. | Commissioned Officers | | | Civilian Employees | | | Total Full-Time Employees |
|------------------------------------|----------------|-----------------------|-----------|------------|--------------------|------------|------------|---------------------------|
| | | Male | Female | Total | Male | Female | Total | |
| Adams SO | 10,540 | 18 | 0 | 18 | 11 | 11 | 22 | 40 |
| Othello PD | 9,145 | 18 | 0 | 18 | 2 | 8 | 10 | 28 |
| Ritzville PD | 1,790 | 3 | 0 | 3 | 1 | 1 | 2 | 5 |
| Adams Total | 21,475 | 39 | 0 | 39 | 14 | 20 | 34 | 73 |
| Asotin SO | 14,260 | 12 | 1 | 13 | 17 | 4 | 21 | 34 |
| Clarkston PD | 7,240 | 15 | 0 | 15 | 2 | 2 | 4 | 19 |
| Asotin PD | 1,225 | 1 | 0 | 1 | 0 | 0 | 0 | 1 |
| Asotin Total | 22,725 | 28 | 1 | 29 | 19 | 6 | 25 | 54 |
| Benton SO | 41,650 | 63 | 9 | 72 | 2 | 11 | 13 | 85 |
| Kennewick PD | 87,120 | 96 | 7 | 103 | 2 | 15 | 17 | 120 |
| Richland PD | 64,190 | 57 | 9 | 66 | 3 | 18 | 21 | 87 |
| Prosser PD | 6,610 | 11 | 0 | 11 | 0 | 1 | 1 | 12 |
| West Richland PD | 18,280 | 19 | 3 | 22 | 0 | 5 | 5 | 27 |
| Benton Total | 217,850 | 246 | 28 | 274 | 7 | 50 | 57 | 331 |
| Chelan SO | 46,260 | 59 | 2 | 61 | 3 | 17 | 20 | 81 |
| Wenatchee PD | 36,040 | 36 | 2 | 38 | 2 | 9 | 11 | 49 |
| Chelan Total | 82,300 | 95 | 4 | 99 | 5 | 26 | 31 | 130 |
| Clallam SO | 46,320 | 32 | 6 | 38 | 28 | 25 | 53 | 91 |
| Port Angeles PD | 20,410 | 29 | 6 | 35 | 9 | 15 | 24 | 59 |
| Forks PD | 3,415 | 1 | 0 | 1 | 4 | 2 | 6 | 7 |
| Sequim PD | 8,405 | 16 | 4 | 20 | 1 | 4 | 5 | 25 |
| Lower Elwha Tribal PD | 0 | 10 | 0 | 10 | 1 | 0 | 1 | 11 |
| Makah Tribal PD | 0 | 7 | 3 | 10 | 3 | 4 | 7 | 17 |
| La Push Tribal PD | 0 | 6 | 1 | 7 | 0 | 0 | 0 | 7 |
| Hoh Tribal PD | 0 | 0 | 0 | 0 | 1 | 0 | 1 | 1 |
| Clallam Total | 78,550 | 101 | 20 | 121 | 47 | 50 | 97 | 218 |
| Clark SO | 245,500 | 128 | 19 | 147 | 16 | 57 | 73 | 220 |
| Battle Ground PD | 22,470 | 26 | 1 | 27 | 0 | 5 | 5 | 32 |
| Camas PD | 27,660 | 22 | 7 | 29 | 1 | 4 | 5 | 34 |
| Vancouver PD | 202,600 | 183 | 43 | 226 | 8 | 38 | 46 | 272 |
| Washougal PD | 18,150 | 15 | 4 | 19 | 1 | 4 | 5 | 24 |
| Ridgefield PD | 15,790 | 13 | 4 | 17 | 0 | 2 | 2 | 19 |
| La Center PD | 4,045 | 0 | 0 | 0 | 0 | 0 | 0 | 0 |
| WA State University PD - Vancouver | 0 | 0 | 1 | 1 | 3 | 1 | 4 | 5 |
| Cowlitz Tribal PD | 0 | 16 | 0 | 16 | 0 | 3 | 3 | 19 |
| Clark Total | 536,215 | 403 | 79 | 482 | 29 | 114 | 143 | 625 |
| Columbia SO | 3,975 | 10 | 0 | 10 | 0 | 1 | 1 | 11 |
| Columbia Total | 3,975 | 10 | 0 | 10 | 0 | 1 | 1 | 11 |
| Cowlitz SO | 50,775 | 41 | 5 | 46 | 5 | 19 | 24 | 70 |

**Number of Full-Time Law Enforcement Employees
Washington State Agencies as of
October 31, 2024**

| Agency | Pop. | Commissioned Officers | | | Civilian Employees | | | Total Full-Time |
|-----------------------|----------------|-----------------------|-----------|------------|--------------------|-----------|-----------|-----------------|
| | | Male | Female | Total | Male | Female | Total | Employees |
| Kelso PD | 12,780 | 24 | 4 | 28 | 0 | 5 | 5 | 33 |
| Longview PD | 38,230 | 55 | 5 | 60 | 3 | 21 | 24 | 84 |
| Castle Rock PD | 2,465 | 5 | 0 | 5 | 0 | 1 | 1 | 6 |
| Kalama PD | 3,160 | 7 | 0 | 7 | 0 | 1 | 1 | 8 |
| Woodland PD | 6,575 | 13 | 0 | 13 | 0 | 2 | 2 | 15 |
| Cowlitz Total | 113,985 | 145 | 14 | 159 | 8 | 49 | 57 | 216 |
| Douglas SO | 30,710 | 32 | 4 | 36 | 1 | 5 | 6 | 42 |
| East Wenatchee PD | 14,240 | 21 | 1 | 22 | 0 | 4 | 4 | 26 |
| Douglas Total | 44,950 | 53 | 5 | 58 | 1 | 9 | 10 | 68 |
| Ferry SO | 7,350 | 5 | 0 | 5 | 5 | 9 | 14 | 19 |
| Ferry Total | 7,350 | 5 | 0 | 5 | 5 | 9 | 14 | 19 |
| Franklin SO | 14,905 | 26 | 4 | 30 | 32 | 25 | 57 | 87 |
| Connell PD | 5,175 | 6 | 0 | 6 | 0 | 1 | 1 | 7 |
| Pasco PD | 82,220 | 84 | 12 | 96 | 1 | 9 | 10 | 106 |
| Port of Pasco PD | 0 | 5 | 0 | 5 | 0 | 0 | 0 | 5 |
| Franklin Total | 102,300 | 121 | 16 | 137 | 33 | 35 | 68 | 205 |
| Garfield SO | 2,325 | 8 | 0 | 8 | 1 | 4 | 5 | 13 |
| Garfield Total | 2,325 | 8 | 0 | 8 | 1 | 4 | 5 | 13 |
| Grant SO | 48,890 | 49 | 5 | 54 | 44 | 31 | 75 | 129 |
| Ephrata PD | 8,810 | 14 | 1 | 15 | 0 | 3 | 3 | 18 |
| Moses Lake PD | 27,070 | 39 | 3 | 42 | 2 | 6 | 8 | 50 |
| Quincy PD | 8,220 | 17 | 5 | 22 | 0 | 2 | 2 | 24 |
| Soap Lake PD | 1,795 | 4 | 0 | 4 | 0 | 1 | 1 | 5 |
| Grand Coulee PD | 1,930 | 3 | 0 | 3 | 0 | 0 | 0 | 3 |
| Mattawa PD | 3,875 | 4 | 1 | 5 | 0 | 0 | 0 | 5 |
| Royal City PD | 1,960 | 3 | 1 | 4 | 0 | 0 | 0 | 4 |
| Warden PD | 2,750 | 5 | 0 | 5 | 0 | 1 | 1 | 6 |
| Grant Total | 105,300 | 138 | 16 | 154 | 46 | 44 | 90 | 244 |
| Grays Harbor SO | 29,420 | 56 | 4 | 60 | 0 | 21 | 21 | 81 |
| Aberdeen PD | 17,100 | 31 | 2 | 33 | 9 | 8 | 17 | 50 |
| Elma PD | 3,505 | 7 | 1 | 8 | 0 | 2 | 2 | 10 |
| Hoquiam PD | 8,800 | 17 | 3 | 20 | 5 | 3 | 8 | 28 |
| McCleary PD | 2,085 | 4 | 1 | 5 | 0 | 1 | 1 | 6 |
| Montesano PD | 4,135 | 7 | 0 | 7 | 0 | 2 | 2 | 9 |
| Cosmopolis PD | 1,680 | 2 | 0 | 2 | 0 | 0 | 0 | 2 |
| Oakville PD | 720 | 0 | 0 | 0 | 0 | 0 | 0 | 0 |
| Ocean Shores PD | 7,630 | 10 | 1 | 11 | 2 | 1 | 3 | 14 |
| Westport PD | 2,325 | 5 | 0 | 5 | 0 | 1 | 1 | 6 |
| Quinault Tribal PD | 0 | 7 | 3 | 10 | 0 | 1 | 1 | 11 |
| Chehalis Tribal PD | 0 | 12 | 3 | 15 | 0 | 1 | 1 | 16 |

**Number of Full-Time Law Enforcement Employees
Washington State Agencies as of
October 31, 2024**

| Agency | Pop. | Commissioned Officers | | | Civilian Employees | | | Total Full-Time Employees |
|---------------------------|---------------|-----------------------|-----------|------------|--------------------|-----------|-----------|---------------------------|
| | | Male | Female | Total | Male | Female | Total | |
| Grays Harbor Total | 77,400 | 158 | 18 | 176 | 16 | 41 | 57 | 233 |
| Island SO | 62,560 | 35 | 4 | 39 | 23 | 13 | 36 | 75 |
| Oak Harbor PD | 24,900 | 22 | 5 | 27 | 2 | 5 | 7 | 34 |
| Langley PD | 1,190 | 4 | 0 | 4 | 0 | 0 | 0 | 4 |
| Island Total | 88,650 | 61 | 9 | 70 | 25 | 18 | 43 | 113 |
| Jefferson SO | 23,170 | 25 | 0 | 25 | 1 | 4 | 5 | 30 |
| Port Townsend PD | 10,530 | 12 | 0 | 12 | 1 | 2 | 3 | 15 |
| Jefferson Total | 33,700 | 37 | 0 | 37 | 2 | 6 | 8 | 45 |
| King SO | 249,575 | 159 | 27 | 186 | 20 | 51 | 71 | 257 |
| Auburn PD | 88,950 | 90 | 15 | 105 | 6 | 15 | 21 | 126 |
| Bellevue PD | 155,000 | 150 | 37 | 187 | 4 | 32 | 36 | 223 |
| Bothell PD | 50,670 | 57 | 11 | 68 | 4 | 16 | 20 | 88 |
| Enumclaw PD | 13,350 | 15 | 3 | 18 | 4 | 11 | 15 | 33 |
| Issaquah PD | 41,500 | 29 | 8 | 37 | 21 | 13 | 34 | 71 |
| Kent PD | 140,400 | 146 | 15 | 161 | 23 | 36 | 59 | 220 |
| Kirkland PD | 96,710 | 88 | 14 | 102 | 21 | 20 | 41 | 143 |
| Mercer Island PD | 25,830 | 25 | 6 | 31 | 0 | 5 | 5 | 36 |
| Normandy Park PD | 6,855 | 9 | 1 | 10 | 0 | 1 | 1 | 11 |
| North Bend PD | 8,260 | 0 | 0 | 0 | 0 | 0 | 0 | 0 |
| Redmond PD | 80,040 | 64 | 15 | 79 | 7 | 30 | 37 | 116 |
| Renton PD | 108,800 | 111 | 19 | 130 | 5 | 30 | 35 | 165 |
| Algona PD | 3,335 | 6 | 3 | 9 | 0 | 2 | 2 | 11 |
| Black Diamond PD | 7,195 | 8 | 4 | 12 | 0 | 2 | 2 | 14 |
| Carnation PD | 2,250 | 2 | 0 | 2 | 0 | 0 | 0 | 2 |
| Des Moines PD | 33,400 | 33 | 3 | 36 | 3 | 10 | 13 | 49 |
| Duvall PD | 8,780 | 10 | 0 | 10 | 0 | 2 | 2 | 12 |
| Medina PD | 3,380 | 9 | 0 | 9 | 0 | 1 | 1 | 10 |
| Pacific PD | 7,270 | 10 | 0 | 10 | 0 | 2 | 2 | 12 |
| Snoqualmie PD | 14,520 | 20 | 0 | 20 | 1 | 3 | 4 | 24 |
| Tukwila PD | 22,930 | 74 | 3 | 77 | 5 | 16 | 21 | 98 |
| University of WA PD | 0 | 25 | 3 | 28 | 24 | 12 | 36 | 64 |
| Clyde Hill PD | 3,100 | 8 | 1 | 9 | 0 | 2 | 2 | 11 |
| Lake Forest Park PD | 13,680 | 19 | 2 | 21 | 1 | 2 | 3 | 24 |
| Skykomish PD | 165 | 0 | 0 | 0 | 0 | 0 | 0 | 0 |
| Beaux Arts PD | 315 | 0 | 0 | 0 | 0 | 0 | 0 | 0 |
| Yarrow Point PD | 1,135 | 0 | 0 | 0 | 0 | 0 | 0 | 0 |
| Port of Seattle PD | 0 | 103 | 15 | 118 | 13 | 36 | 49 | 167 |
| Federal Way PD | 102,500 | 111 | 20 | 131 | 3 | 32 | 35 | 166 |
| SeaTac PD | 32,710 | 45 | 5 | 50 | 5 | 12 | 17 | 67 |
| Woodinville PD | 13,900 | 14 | 1 | 15 | 1 | 3 | 4 | 19 |

**Number of Full-Time Law Enforcement Employees
Washington State Agencies as of
October 31, 2024**

| Agency | Pop. | Commissioned Officers | | | Civilian Employees | | | Total Full-Time |
|---------------------------------|------------------|-----------------------|------------|--------------|--------------------|------------|--------------|-----------------|
| | | Male | Female | Total | Male | Female | Total | Employees |
| Burien PD | 53,000 | 45 | 5 | 50 | 6 | 15 | 21 | 71 |
| Newcastle PD | 13,750 | 11 | 1 | 12 | 1 | 2 | 3 | 15 |
| Shoreline PD | 61,910 | 41 | 3 | 44 | 5 | 14 | 19 | 63 |
| Maple Valley PD | 29,320 | 17 | 4 | 21 | 2 | 3 | 5 | 26 |
| Covington PD | 22,000 | 15 | 3 | 18 | 2 | 4 | 6 | 24 |
| Kenmore PD | 24,350 | 12 | 1 | 13 | 1 | 3 | 4 | 17 |
| Sammamish PD | 68,410 | 25 | 6 | 31 | 2 | 6 | 8 | 39 |
| Muckleshoot Tribal PD | 0 | 12 | 2 | 14 | 1 | 1 | 2 | 16 |
| Snoqualmie Tribal PD | 0 | 3 | 0 | 3 | 1 | 0 | 1 | 4 |
| Seattle PD | 797,700 | 890 | 156 | 1,046 | 187 | 255 | 442 | 1,488 |
| King Total | 2,406,945 | 2,511 | 412 | 2,923 | 379 | 700 | 1,079 | 4,002 |
| Kitsap SO | 184,070 | 112 | 12 | 124 | 78 | 60 | 138 | 262 |
| Bremerton PD | 45,390 | 55 | 8 | 63 | 1 | 13 | 14 | 77 |
| Port Orchard PD | 18,300 | 20 | 4 | 24 | 0 | 5 | 5 | 29 |
| Poulsbo PD | 13,010 | 20 | 3 | 23 | 1 | 4 | 5 | 28 |
| Bainbridge Island PD | 25,330 | 23 | 1 | 24 | 0 | 4 | 4 | 28 |
| Suquamish Tribal PD | 0 | 13 | 1 | 14 | 1 | 2 | 3 | 17 |
| Port Gamble S'Klallam Tribal PD | 0 | 11 | 2 | 13 | 0 | 0 | 0 | 13 |
| Kitsap Total | 286,100 | 254 | 31 | 285 | 81 | 88 | 169 | 454 |
| Kittitas SO | 22,385 | 39 | 2 | 41 | 39 | 13 | 52 | 93 |
| Ellensburg PD | 20,970 | 27 | 2 | 29 | 0 | 8 | 8 | 37 |
| Cle Elum PD | 3,800 | 8 | 2 | 10 | 0 | 2 | 2 | 12 |
| Kittitas PD | 1,445 | 2 | 0 | 2 | 0 | 1 | 1 | 3 |
| Central WA University PD | 0 | 12 | 1 | 13 | 0 | 2 | 2 | 15 |
| Kittitas Total | 48,600 | 88 | 7 | 95 | 39 | 26 | 65 | 160 |
| Klickitat SO | 16,605 | 14 | 1 | 15 | 12 | 8 | 20 | 35 |
| Goldendale PD | 3,515 | 8 | 1 | 9 | 0 | 2 | 2 | 11 |
| Bingen PD | 780 | 0 | 0 | 0 | 0 | 0 | 0 | 0 |
| White Salmon PD | 2,550 | 7 | 0 | 7 | 0 | 2 | 2 | 9 |
| Klickitat Total | 23,450 | 29 | 2 | 31 | 12 | 12 | 24 | 55 |
| Lewis SO | 51,215 | 37 | 1 | 38 | 33 | 29 | 62 | 100 |
| Centralia PD | 18,510 | 26 | 2 | 28 | 1 | 9 | 10 | 38 |
| Chehalis PD | 7,480 | 18 | 0 | 18 | 1 | 5 | 6 | 24 |
| Morton PD | 1,885 | 3 | 0 | 3 | 0 | 0 | 0 | 3 |
| Napavine PD | 2,040 | 5 | 0 | 5 | 0 | 1 | 1 | 6 |
| Pe Ell PD | 655 | 0 | 0 | 0 | 0 | 0 | 0 | 0 |
| Toledo PD | 700 | 0 | 0 | 0 | 0 | 0 | 0 | 0 |
| Winlock PD | 2,465 | 4 | 0 | 4 | 0 | 0 | 0 | 4 |
| Lewis Total | 84,950 | 93 | 3 | 96 | 35 | 44 | 79 | 175 |
| Lincoln SO | 9,750 | 17 | 1 | 18 | 11 | 4 | 15 | 33 |

**Number of Full-Time Law Enforcement Employees
Washington State Agencies as of
October 31, 2024**

| Agency | Pop. | Commissioned Officers | | | Civilian Employees | | | Total Full-Time |
|---------------------------|---------------|-----------------------|----------|-----------|--------------------|-----------|-----------|-----------------|
| | | Male | Female | Total | Male | Female | Total | Employees |
| Odessa PD | 895 | 0 | 1 | 1 | 0 | 0 | 0 | 1 |
| Reardan PD | 655 | 1 | 1 | 2 | 0 | 0 | 0 | 2 |
| Lincoln Total | 11,300 | 18 | 3 | 21 | 11 | 4 | 15 | 36 |
| Mason SO | 57,125 | 44 | 6 | 50 | 17 | 21 | 38 | 88 |
| Shelton PD | 10,350 | 16 | 1 | 17 | 0 | 2 | 2 | 19 |
| Skokomish Tribal PD | 0 | 6 | 1 | 7 | 0 | 1 | 1 | 8 |
| Squaxin Island Tribal PD | 0 | 9 | 1 | 10 | 0 | 1 | 1 | 11 |
| Mason Total | 67,475 | 75 | 9 | 84 | 17 | 25 | 42 | 126 |
| Okanogan SO | 31,530 | 29 | 1 | 30 | 22 | 36 | 58 | 88 |
| Brewster PD | 1,995 | 5 | 0 | 5 | 0 | 1 | 1 | 6 |
| Omak PD | 4,980 | 12 | 0 | 12 | 2 | 4 | 6 | 18 |
| Oroville PD | 1,815 | 4 | 1 | 5 | 0 | 1 | 1 | 6 |
| Coulee Dam PD | 1,210 | 4 | 0 | 4 | 0 | 0 | 0 | 4 |
| Twisp PD | 1,095 | 1 | 0 | 1 | 0 | 1 | 1 | 2 |
| Winthrop PD | 590 | 2 | 0 | 2 | 0 | 0 | 0 | 2 |
| Colville Tribal PD | 0 | 23 | 3 | 26 | 2 | 6 | 8 | 34 |
| Okanogan Total | 43,215 | 80 | 5 | 85 | 26 | 49 | 75 | 160 |
| Pacific SO | 16,185 | 18 | 1 | 19 | 12 | 7 | 19 | 38 |
| Raymond PD | 3,160 | 5 | 3 | 8 | 0 | 1 | 1 | 9 |
| South Bend PD | 1,745 | 4 | 0 | 4 | 0 | 1 | 1 | 5 |
| Ilwaco PD | 1,115 | 0 | 0 | 0 | 0 | 0 | 0 | 0 |
| Long Beach PD | 1,745 | 7 | 2 | 9 | 0 | 1 | 1 | 10 |
| Shoalwater Bay Tribal PD | 0 | 4 | 1 | 5 | 0 | 0 | 0 | 5 |
| Pacific Total | 23,950 | 38 | 7 | 45 | 12 | 10 | 22 | 67 |
| Pend Oreille SO | 11,710 | 14 | 1 | 15 | 10 | 11 | 21 | 36 |
| Newport PD | 2,140 | 4 | 0 | 4 | 0 | 1 | 1 | 5 |
| Kalispel Tribal PD | 0 | 15 | 6 | 21 | 1 | 5 | 6 | 27 |
| Pend Oreille Total | 13,850 | 33 | 7 | 40 | 11 | 17 | 28 | 68 |
| Pierce SO | 448,270 | 254 | 31 | 285 | 202 | 124 | 326 | 611 |
| Puyallup PD | 43,410 | 66 | 3 | 69 | 8 | 16 | 24 | 93 |
| Sumner PD | 11,040 | 18 | 1 | 19 | 2 | 2 | 4 | 23 |
| Tacoma PD | 225,100 | 279 | 64 | 343 | 8 | 38 | 46 | 389 |
| Buckley PD | 6,995 | 10 | 1 | 11 | 1 | 1 | 2 | 13 |
| Eatonville PD | 2,905 | 4 | 1 | 5 | 0 | 1 | 1 | 6 |
| Fife PD | 11,320 | 27 | 3 | 30 | 3 | 6 | 9 | 39 |
| Milton PD | 8,755 | 11 | 3 | 14 | 1 | 0 | 1 | 15 |
| Roy PD | 815 | 2 | 0 | 2 | 0 | 0 | 0 | 2 |
| Steilacoom PD | 6,845 | 12 | 0 | 12 | 0 | 1 | 1 | 13 |
| Orting PD | 9,125 | 9 | 2 | 11 | 0 | 1 | 1 | 12 |
| Bonney Lake PD | 23,320 | 28 | 3 | 31 | 2 | 5 | 7 | 38 |

**Number of Full-Time Law Enforcement Employees
Washington State Agencies as of
October 31, 2024**

| Agency | Pop. | Commissioned Officers | | | Civilian Employees | | | Total Full-Time |
|------------------------|----------------|-----------------------|------------|--------------|--------------------|------------|------------|-----------------|
| | | Male | Female | Total | Male | Female | Total | Employees |
| DuPont PD | 10,180 | 13 | 1 | 14 | 0 | 2 | 2 | 16 |
| Fircrest PD | 7,230 | 9 | 0 | 9 | 0 | 1 | 1 | 10 |
| Gig Harbor PD | 13,090 | 19 | 3 | 22 | 0 | 3 | 3 | 25 |
| Ruston PD | 1,065 | 6 | 1 | 7 | 0 | 0 | 0 | 7 |
| Lakewood PD | 64,620 | 89 | 15 | 104 | 5 | 10 | 15 | 119 |
| University Place PD | 35,970 | 15 | 1 | 16 | 0 | 1 | 1 | 17 |
| Edgewood PD | 14,080 | 11 | 2 | 13 | 0 | 1 | 1 | 14 |
| Pierce Transit PD | 0 | 2 | 0 | 2 | 18 | 4 | 22 | 24 |
| Puyallup Tribal PD | 0 | 23 | 1 | 24 | 11 | 13 | 24 | 48 |
| Pierce Total | 944,135 | 907 | 136 | 1,043 | 261 | 230 | 491 | 1,534 |
| San Juan SO | 18,475 | 20 | 1 | 21 | 5 | 8 | 13 | 34 |
| San Juan Total | 18,475 | 20 | 1 | 21 | 5 | 8 | 13 | 34 |
| Skagit SO | 55,740 | 54 | 3 | 57 | 53 | 32 | 85 | 142 |
| Anacortes PD | 18,270 | 24 | 2 | 26 | 1 | 6 | 7 | 33 |
| Mount Vernon PD | 35,800 | 39 | 6 | 45 | 4 | 14 | 18 | 63 |
| Sedro-Woolley PD | 13,080 | 12 | 5 | 17 | 0 | 5 | 5 | 22 |
| Burlington PD | 10,410 | 20 | 5 | 25 | 1 | 4 | 5 | 30 |
| Swinomish Tribal PD | 0 | 9 | 2 | 11 | 1 | 5 | 6 | 17 |
| Upper Skagit Tribal PD | 0 | 6 | 0 | 6 | 0 | 0 | 0 | 6 |
| Skagit Total | 133,300 | 164 | 23 | 187 | 60 | 66 | 126 | 313 |
| Skamania SO | 12,075 | 25 | 4 | 29 | 1 | 3 | 4 | 33 |
| Skamania Total | 12,075 | 25 | 4 | 29 | 1 | 3 | 4 | 33 |
| Snohomish SO | 376,700 | 259 | 28 | 287 | 12 | 60 | 72 | 359 |
| Arlington PD | 22,980 | 30 | 4 | 34 | 0 | 7 | 7 | 41 |
| Edmonds PD | 43,420 | 39 | 15 | 54 | 1 | 15 | 16 | 70 |
| Everett PD | 114,800 | 173 | 25 | 198 | 8 | 31 | 39 | 237 |
| Lynnwood PD | 41,500 | 63 | 10 | 73 | 23 | 19 | 42 | 115 |
| Marysville PD | 74,390 | 55 | 16 | 71 | 20 | 27 | 47 | 118 |
| Mountlake Terrace PD | 24,260 | 24 | 4 | 28 | 0 | 7 | 7 | 35 |
| Snohomish PD | 10,350 | 15 | 1 | 16 | 0 | 2 | 2 | 18 |
| Brier PD | 6,600 | 3 | 4 | 7 | 0 | 1 | 1 | 8 |
| Darrington PD | 1,515 | 0 | 0 | 0 | 0 | 0 | 0 | 0 |
| Gold Bar PD | 2,310 | 0 | 0 | 0 | 0 | 0 | 0 | 0 |
| Granite Falls PD | 4,775 | 0 | 0 | 0 | 0 | 0 | 0 | 0 |
| Monroe PD | 20,830 | 28 | 5 | 33 | 1 | 9 | 10 | 43 |
| Mukilteo PD | 21,590 | 23 | 7 | 30 | 1 | 5 | 6 | 36 |
| Stanwood PD | 8,865 | 6 | 4 | 10 | 0 | 2 | 2 | 12 |
| Sultan PD | 7,160 | 0 | 0 | 0 | 0 | 0 | 0 | 0 |

**Number of Full-Time Law Enforcement Employees
Washington State Agencies as of
October 31, 2024**

| Agency | Pop. | Commissioned Officers | | | Civilian Employees | | | Total Full-Time Employees |
|----------------------------|----------------|-----------------------|------------|------------|--------------------|------------|------------|---------------------------|
| | | Male | Female | Total | Male | Female | Total | |
| Woodway PD | 1,345 | 0 | 0 | 0 | 0 | 0 | 0 | 0 |
| Index PD | 160 | 0 | 0 | 0 | 0 | 0 | 0 | 0 |
| Lake Stevens PD | 41,540 | 29 | 6 | 35 | 0 | 10 | 10 | 45 |
| Mill Creek PD | 21,630 | 17 | 4 | 21 | 1 | 5 | 6 | 27 |
| Stillaguamish Tribal PD | 0 | 8 | 1 | 9 | 0 | 1 | 1 | 10 |
| Sauk-Suiattle Tribal PD | 0 | 4 | 2 | 6 | 0 | 0 | 0 | 6 |
| Tulalip Tribal PD | 0 | 43 | 3 | 46 | 10 | 11 | 21 | 67 |
| Snohomish Total | 846,720 | 819 | 139 | 958 | 77 | 212 | 289 | 1,247 |
| Spokane SO | 178,510 | 119 | 8 | 127 | 9 | 22 | 31 | 158 |
| Cheney PD | 13,150 | 16 | 3 | 19 | 2 | 0 | 2 | 21 |
| Spokane PD | 233,000 | 301 | 26 | 327 | 35 | 64 | 99 | 426 |
| Airway Heights PD | 12,070 | 23 | 3 | 26 | 0 | 5 | 5 | 31 |
| Eastern WA University PD | 0 | 13 | 0 | 13 | 0 | 2 | 2 | 15 |
| Spokane Intl Airports PD | 0 | 5 | 2 | 7 | 4 | 4 | 8 | 15 |
| Liberty Lake PD | 13,870 | 23 | 1 | 24 | 0 | 2 | 2 | 26 |
| Spokane Valley PD | 108,800 | 99 | 8 | 107 | 9 | 21 | 30 | 137 |
| Spokane Total | 559,400 | 599 | 51 | 650 | 59 | 120 | 179 | 829 |
| Stevens SO | 38,410 | 32 | 1 | 33 | 14 | 17 | 31 | 64 |
| Chewelah PD | 2,645 | 4 | 1 | 5 | 0 | 1 | 1 | 6 |
| Colville PD | 4,955 | 10 | 1 | 11 | 1 | 1 | 2 | 13 |
| Kettle Falls PD | 1,640 | 3 | 0 | 3 | 0 | 1 | 1 | 4 |
| Spokane Tribal PD | 0 | 13 | 3 | 16 | 5 | 3 | 8 | 24 |
| Stevens Total | 47,650 | 62 | 6 | 68 | 20 | 23 | 43 | 111 |
| Thurston SO | 148,300 | 90 | 11 | 101 | 83 | 51 | 134 | 235 |
| Olympia PD | 57,450 | 62 | 10 | 72 | 14 | 21 | 35 | 107 |
| Tumwater PD | 27,470 | 29 | 4 | 33 | 2 | 6 | 8 | 41 |
| Lacey PD | 60,210 | 53 | 13 | 66 | 6 | 13 | 19 | 85 |
| Tenino PD | 2,690 | 4 | 0 | 4 | 0 | 1 | 1 | 5 |
| Yelm PD | 10,880 | 16 | 1 | 17 | 0 | 2 | 2 | 19 |
| Evergreen State College PD | 0 | 8 | 0 | 8 | 1 | 5 | 6 | 14 |
| Nisqually Tribal PD | 0 | 19 | 4 | 23 | 1 | 2 | 3 | 26 |
| Thurston Total | 307,000 | 281 | 43 | 324 | 107 | 101 | 208 | 532 |
| Wahkiakum SO | 4,550 | 7 | 0 | 7 | 5 | 7 | 12 | 19 |
| Wahkiakum Total | 4,550 | 7 | 0 | 7 | 5 | 7 | 12 | 19 |
| Walla Walla SO | 18,850 | 30 | 1 | 31 | 2 | 5 | 7 | 38 |
| Walla Walla PD | 34,580 | 43 | 4 | 47 | 5 | 24 | 29 | 76 |
| College Place PD | 9,945 | 15 | 2 | 17 | 1 | 2 | 3 | 20 |
| Walla Walla Total | 63,375 | 88 | 7 | 95 | 8 | 31 | 39 | 134 |
| Whatcom SO | 94,465 | 90 | 8 | 98 | 82 | 37 | 119 | 217 |
| Bellingham PD | 97,270 | 99 | 20 | 119 | 17 | 42 | 59 | 178 |

**Number of Full-Time Law Enforcement Employees
Washington State Agencies as of
October 31, 2024**

| Agency | Pop. | Commissioned Officers | | | Civilian Employees | | | Total Full-Time |
|----------------------------------|----------------|-----------------------|------------|--------------|--------------------|------------|--------------|-----------------|
| | | Male | Female | Total | Male | Female | Total | Employees |
| Blaine PD | 6,480 | 12 | 0 | 12 | 0 | 1 | 1 | 13 |
| Everson PD | 4,810 | 7 | 0 | 7 | 0 | 1 | 1 | 8 |
| Ferndale PD | 16,430 | 25 | 1 | 26 | 0 | 5 | 5 | 31 |
| Lynden PD | 16,710 | 16 | 3 | 19 | 0 | 3 | 3 | 22 |
| Sumas PD | 1,835 | 6 | 0 | 6 | 0 | 1 | 1 | 7 |
| Western WA University PD | 0 | 8 | 2 | 10 | 0 | 6 | 6 | 16 |
| Nooksack Tribal PD | 0 | 9 | 2 | 11 | 0 | 0 | 0 | 11 |
| Lummi Tribal PD | 0 | 17 | 1 | 18 | 0 | 3 | 3 | 21 |
| Whatcom Total | 238,000 | 289 | 37 | 326 | 99 | 99 | 198 | 524 |
| Whitman SO | 10,265 | 17 | 1 | 18 | 13 | 5 | 18 | 36 |
| Colfax PD | 2,785 | 2 | 0 | 2 | 0 | 0 | 0 | 2 |
| Pullman PD | 33,680 | 27 | 5 | 32 | 4 | 10 | 14 | 46 |
| WA State University PD - Pullman | 0 | 15 | 2 | 17 | 1 | 2 | 3 | 20 |
| Garfield PD | 565 | 0 | 0 | 0 | 0 | 0 | 0 | 0 |
| Palouse PD | 1,055 | 1 | 0 | 1 | 0 | 0 | 0 | 1 |
| Oakesdale PD | 400 | 0 | 0 | 0 | 0 | 0 | 0 | 0 |
| Whitman Total | 48,750 | 62 | 8 | 70 | 18 | 17 | 35 | 105 |
| Yakima SO | 91,345 | 60 | 1 | 61 | 10 | 25 | 35 | 96 |
| Grandview PD | 11,680 | 18 | 0 | 18 | 0 | 5 | 5 | 23 |
| Sunnyside PD | 16,570 | 23 | 7 | 30 | 15 | 8 | 23 | 53 |
| Toppenish PD | 8,915 | 14 | 0 | 14 | 0 | 3 | 3 | 17 |
| Union Gap PD | 6,660 | 15 | 2 | 17 | 0 | 5 | 5 | 22 |
| Yakima PD | 99,370 | 120 | 10 | 130 | 16 | 23 | 39 | 169 |
| Zillah PD | 3,215 | 9 | 0 | 9 | 1 | 0 | 1 | 10 |
| Granger PD | 3,815 | 4 | 0 | 4 | 2 | 1 | 3 | 7 |
| Mabton PD | 1,965 | 1 | 0 | 1 | 0 | 0 | 0 | 1 |
| Selah PD | 8,620 | 17 | 0 | 17 | 1 | 3 | 4 | 21 |
| Tieton PD | 1,600 | 3 | 0 | 3 | 0 | 0 | 0 | 3 |
| Wapato PD | 4,625 | 6 | 2 | 8 | 0 | 2 | 2 | 10 |
| Moxee PD | 4,820 | 7 | 0 | 7 | 0 | 1 | 1 | 8 |
| Yakama Nation Tribal PD | 0 | 27 | 5 | 32 | 4 | 13 | 17 | 49 |
| Yakima Total | 263,200 | 324 | 27 | 351 | 49 | 89 | 138 | 489 |
| WA Gambling Commission* | 0 | 34 | 17 | 51 | 18 | 29 | 47 | 98 |
| WA Liquor & Cannabis Board* | 0 | 96 | 17 | 113 | 26 | 32 | 58 | 171 |
| WA Dept of Natural Resources* | 0 | 16 | 0 | 16 | 14 | 4 | 18 | 34 |
| WA Office of Insurance Comm* | 0 | 8 | 1 | 9 | 0 | 3 | 3 | 12 |
| WA Parks & Recreation Comm | 0 | 86 | 15 | 101 | 58 | 58 | 116 | 217 |
| WA Dept of Fish & Wildlife | 0 | 123 | 18 | 141 | 17 | 12 | 29 | 170 |
| WA State Patrol | 0 | 856 | 91 | 947 | 620 | 691 | 1,311 | 2,258 |
| State Agency Total | 0 | 1,219 | 159 | 1,378 | 753 | 829 | 1,582 | 2,960 |

**Number of Full-Time Law Enforcement Employees
Washington State Agencies as of
October 31, 2024**

| Agency | Pop. | Commissioned Officers | | | Civilian Employees | | | Total |
|-------------------------------|------------------|-----------------------|--------------|---------------|--------------------|--------------|--------------|------------------------|
| | | Male | Female | Total | Male | Female | Total | Full-Time Employees |
| Washington State Total | 8,035,515 | 9,733 | 1,337 | 11,070 | 2,403 | 3,292 | 5,695 | 16,765 |

* The officers for these agencies have a limited commission.

**City Law Enforcement Employee Rates
Per 1,000 Inhabitants as of
October 31, 2024**

| City Populations | Agency | Pop. | Comm. Total | Comm. Rate | Total Comm. & Civilian | Total Rate |
|--------------------------|----------------------|----------------|--------------|-------------|------------------------------|-------------|
| Over 250,000 | Seattle PD | 797,700 | 1,046 | 1.31 | 1,488 | 1.87 |
| | Average | 797,700 | 1,046 | 1.31 | 1,488 | 1.87 |
| 100,000 - 250,000 | Vancouver PD | 202,600 | 226 | 1.12 | 272 | 1.34 |
| | Bellevue PD | 155,000 | 187 | 1.21 | 223 | 1.44 |
| | Kent PD | 140,400 | 161 | 1.15 | 220 | 1.57 |
| | Renton PD | 108,800 | 130 | 1.19 | 165 | 1.52 |
| | Federal Way PD | 102,500 | 131 | 1.28 | 166 | 1.62 |
| | Tacoma PD | 225,100 | 343 | 1.52 | 389 | 1.73 |
| | Everett PD | 114,800 | 198 | 1.72 | 237 | 2.06 |
| | Spokane PD | 233,000 | 327 | 1.40 | 426 | 1.83 |
| | Spokane Valley PD | 108,800 | 107 | 0.98 | 137 | 1.26 |
| | Average | 154,556 | 201 | 1.29 | 248 | 1.60 |
| 50,000 - 100,000 | Kennewick PD | 87,120 | 103 | 1.18 | 120 | 1.38 |
| | Richland PD | 64,190 | 66 | 1.03 | 87 | 1.36 |
| | Pasco PD | 82,220 | 96 | 1.17 | 106 | 1.29 |
| | Auburn PD | 88,950 | 105 | 1.18 | 126 | 1.42 |
| | Bothell PD | 50,670 | 68 | 1.34 | 88 | 1.74 |
| | Kirkland PD | 96,710 | 102 | 1.05 | 143 | 1.48 |
| | Redmond PD | 80,040 | 79 | 0.99 | 116 | 1.45 |
| | Burien PD | 53,000 | 50 | 0.94 | 71 | 1.34 |
| | Shoreline PD | 61,910 | 44 | 0.71 | 63 | 1.02 |
| | Sammamish PD | 68,410 | 31 | 0.45 | 39 | 0.57 |
| | Lakewood PD | 64,620 | 104 | 1.61 | 119 | 1.84 |
| | Marysville PD | 74,390 | 71 | 0.95 | 118 | 1.59 |
| | Olympia PD | 57,450 | 72 | 1.25 | 107 | 1.86 |
| | Lacey PD | 60,210 | 66 | 1.10 | 85 | 1.41 |
| | Bellingham PD | 97,270 | 119 | 1.22 | 178 | 1.83 |
| | Yakima PD | 99,370 | 130 | 1.31 | 169 | 1.70 |
| | Average | 74,158 | 82 | 1.09 | 108 | 1.45 |
| 25,000 - 50,000 | Wenatchee PD | 36,040 | 38 | 1.05 | 49 | 1.36 |
| | Camas PD | 27,660 | 29 | 1.05 | 34 | 1.23 |
| | Longview PD | 38,230 | 60 | 1.57 | 84 | 2.20 |
| | Moses Lake PD | 27,070 | 42 | 1.55 | 50 | 1.85 |
| | Issaquah PD | 41,500 | 37 | 0.89 | 71 | 1.71 |
| | Mercer Island PD | 25,830 | 31 | 1.20 | 36 | 1.39 |
| | Des Moines PD | 33,400 | 36 | 1.08 | 49 | 1.47 |
| | SeaTac PD | 32,710 | 50 | 1.53 | 67 | 2.05 |
| | Maple Valley PD | 29,320 | 21 | 0.72 | 26 | 0.89 |
| | Bremerton PD | 45,390 | 63 | 1.39 | 77 | 1.70 |
| | Bainbridge Island PD | 25,330 | 24 | 0.95 | 28 | 1.11 |

**City Law Enforcement Employee Rates
Per 1,000 Inhabitants as of
October 31, 2024**

| City Populations | Agency | Pop. | Comm. Total | Comm. Rate | Total | |
|------------------------|---------------------|---------------|-------------|-------------|------------------|-------------|
| | | | | | Comm. & Civilian | Total Rate |
| | Puyallup PD | 43,410 | 69 | 1.59 | 93 | 2.14 |
| | University Place PD | 35,970 | 16 | 0.44 | 17 | 0.47 |
| | Mount Vernon PD | 35,800 | 45 | 1.26 | 63 | 1.76 |
| | Edmonds PD | 43,420 | 54 | 1.24 | 70 | 1.61 |
| | Lynnwood PD | 41,500 | 73 | 1.76 | 115 | 2.77 |
| | Lake Stevens PD | 41,540 | 35 | 0.84 | 45 | 1.08 |
| | Tumwater PD | 27,470 | 33 | 1.20 | 41 | 1.49 |
| | Walla Walla PD | 34,580 | 47 | 1.36 | 76 | 2.20 |
| | Pullman PD | 33,680 | 32 | 0.95 | 46 | 1.37 |
| | Average | 34,993 | 42 | 1.18 | 57 | 1.59 |
| 10,000 - 25,000 | West Richland PD | 18,280 | 22 | 1.20 | 27 | 1.48 |
| | Port Angeles PD | 20,410 | 35 | 1.71 | 59 | 2.89 |
| | Battle Ground PD | 22,470 | 27 | 1.20 | 32 | 1.42 |
| | Washougal PD | 18,150 | 19 | 1.05 | 24 | 1.32 |
| | Ridgefield PD | 15,790 | 17 | 1.08 | 19 | 1.20 |
| | Kelso PD | 12,780 | 28 | 2.19 | 33 | 2.58 |
| | East Wenatchee PD | 14,240 | 22 | 1.54 | 26 | 1.83 |
| | Aberdeen PD | 17,100 | 33 | 1.93 | 50 | 2.92 |
| | Oak Harbor PD | 24,900 | 27 | 1.08 | 34 | 1.37 |
| | Port Townsend PD | 10,530 | 12 | 1.14 | 15 | 1.42 |
| | Enumclaw PD | 13,350 | 18 | 1.35 | 33 | 2.47 |
| | Snoqualmie PD | 14,520 | 20 | 1.38 | 24 | 1.65 |
| | Tukwila PD | 22,930 | 77 | 3.36 | 98 | 4.27 |
| | Lake Forest Park PD | 13,680 | 21 | 1.54 | 24 | 1.75 |
| | Woodinville PD | 13,900 | 15 | 1.08 | 19 | 1.37 |
| | Newcastle PD | 13,750 | 12 | 0.87 | 15 | 1.09 |
| | Covington PD | 22,000 | 18 | 0.82 | 24 | 1.09 |
| | Kenmore PD | 24,350 | 13 | 0.53 | 17 | 0.70 |
| | Port Orchard PD | 18,300 | 24 | 1.31 | 29 | 1.58 |
| | Poulsbo PD | 13,010 | 23 | 1.77 | 28 | 2.15 |
| | Ellensburg PD | 20,970 | 29 | 1.38 | 37 | 1.76 |
| | Centralia PD | 18,510 | 28 | 1.51 | 38 | 2.05 |
| | Shelton PD | 10,350 | 17 | 1.64 | 19 | 1.84 |
| | Sumner PD | 11,040 | 19 | 1.72 | 23 | 2.08 |
| | Fife PD | 11,320 | 30 | 2.65 | 39 | 3.45 |
| | Bonney Lake PD | 23,320 | 31 | 1.33 | 38 | 1.63 |
| | DuPont PD | 10,180 | 14 | 1.38 | 16 | 1.57 |
| | Gig Harbor PD | 13,090 | 22 | 1.68 | 25 | 1.91 |
| | Edgewood PD | 14,080 | 13 | 0.92 | 14 | 0.99 |
| | Anacortes PD | 18,270 | 26 | 1.42 | 33 | 1.81 |
| | Sedro-Woolley PD | 13,080 | 17 | 1.30 | 22 | 1.68 |

**City Law Enforcement Employee Rates
Per 1,000 Inhabitants as of
October 31, 2024**

| City Populations | Agency | Pop. | Comm. Total | Comm. Rate | Total Comm. & Civilian | Total Rate |
|-----------------------|----------------------|---------------|-------------|-------------|------------------------------|-------------|
| | Burlington PD | 10,410 | 25 | 2.40 | 30 | 2.88 |
| | Arlington PD | 22,980 | 34 | 1.48 | 41 | 1.78 |
| | Mountlake Terrace PD | 24,260 | 28 | 1.15 | 35 | 1.44 |
| | Snohomish PD | 10,350 | 16 | 1.55 | 18 | 1.74 |
| | Monroe PD | 20,830 | 33 | 1.58 | 43 | 2.06 |
| | Mukilteo PD | 21,590 | 30 | 1.39 | 36 | 1.67 |
| | Mill Creek PD | 21,630 | 21 | 0.97 | 27 | 1.25 |
| | Cheney PD | 13,150 | 19 | 1.44 | 21 | 1.60 |
| | Airway Heights PD | 12,070 | 26 | 2.15 | 31 | 2.57 |
| | Liberty Lake PD | 13,870 | 24 | 1.73 | 26 | 1.87 |
| | Yelm PD | 10,880 | 17 | 1.56 | 19 | 1.75 |
| | Ferndale PD | 16,430 | 26 | 1.58 | 31 | 1.89 |
| | Lynden PD | 16,710 | 19 | 1.14 | 22 | 1.32 |
| | Grandview PD | 11,680 | 18 | 1.54 | 23 | 1.97 |
| | Sunnyside PD | 16,570 | 30 | 1.81 | 53 | 3.20 |
| | Average | 16,349 | 24 | 1.49 | 30 | 1.88 |
| 5,000 - 10,000 | Othello PD | 9,145 | 18 | 1.97 | 28 | 3.06 |
| | Clarkston PD | 7,240 | 15 | 2.07 | 19 | 2.62 |
| | Prosser PD | 6,610 | 11 | 1.66 | 12 | 1.82 |
| | Sequim PD | 8,405 | 20 | 2.38 | 25 | 2.97 |
| | Woodland PD | 6,575 | 13 | 1.98 | 15 | 2.28 |
| | Connell PD | 5,175 | 6 | 1.16 | 7 | 1.35 |
| | Ephrata PD | 8,810 | 15 | 1.70 | 18 | 2.04 |
| | Quincy PD | 8,220 | 22 | 2.68 | 24 | 2.92 |
| | Hoquiam PD | 8,800 | 20 | 2.27 | 28 | 3.18 |
| | Ocean Shores PD | 7,630 | 11 | 1.44 | 14 | 1.83 |
| | Normandy Park PD | 6,855 | 10 | 1.46 | 11 | 1.60 |
| | North Bend PD | 8,260 | 0 | 0.00 | 0 | 0.00 |
| | Black Diamond PD | 7,195 | 12 | 1.67 | 14 | 1.95 |
| | Duvall PD | 8,780 | 10 | 1.14 | 12 | 1.37 |
| | Pacific PD | 7,270 | 10 | 1.38 | 12 | 1.65 |
| | Chehalis PD | 7,480 | 18 | 2.41 | 24 | 3.21 |
| | Buckley PD | 6,995 | 11 | 1.57 | 13 | 1.86 |
| | Milton PD | 8,755 | 14 | 1.60 | 15 | 1.71 |
| | Steilacoom PD | 6,845 | 12 | 1.75 | 13 | 1.90 |
| | Orting PD | 9,125 | 11 | 1.21 | 12 | 1.32 |
| | Fircrest PD | 7,230 | 9 | 1.24 | 10 | 1.38 |
| | Brier PD | 6,600 | 7 | 1.06 | 8 | 1.21 |
| | Stanwood PD | 8,865 | 10 | 1.13 | 12 | 1.35 |
| | Sultan PD | 7,160 | 0 | 0.00 | 0 | 0.00 |
| | College Place PD | 9,945 | 17 | 1.71 | 20 | 2.01 |

**City Law Enforcement Employee Rates
Per 1,000 Inhabitants as of
October 31, 2024**

| City Populations | Agency | Pop. | Comm. Total | Comm. Rate | Total Comm. & Civilian | Total Rate |
|----------------------|------------------|--------------|-------------|-------------|------------------------------|-------------|
| | Blaine PD | 6,480 | 12 | 1.85 | 13 | 2.01 |
| | Toppenish PD | 8,915 | 14 | 1.57 | 17 | 1.91 |
| | Union Gap PD | 6,660 | 17 | 2.55 | 22 | 3.30 |
| | Selah PD | 8,620 | 17 | 1.97 | 21 | 2.44 |
| | Average | 7,746 | 12 | 1.61 | 15 | 1.94 |
| 2,500 - 5,000 | Forks PD | 3,415 | 1 | 0.29 | 7 | 2.05 |
| | La Center PD | 4,045 | 0 | 0.00 | 0 | 0.00 |
| | Kalama PD | 3,160 | 7 | 2.22 | 8 | 2.53 |
| | Mattawa PD | 3,875 | 5 | 1.29 | 5 | 1.29 |
| | Warden PD | 2,750 | 5 | 1.82 | 6 | 2.18 |
| | Elma PD | 3,505 | 8 | 2.28 | 10 | 2.85 |
| | Montesano PD | 4,135 | 7 | 1.69 | 9 | 2.18 |
| | Algona PD | 3,335 | 9 | 2.70 | 11 | 3.30 |
| | Medina PD | 3,380 | 9 | 2.66 | 10 | 2.96 |
| | Clyde Hill PD | 3,100 | 9 | 2.90 | 11 | 3.55 |
| | Cle Elum PD | 3,800 | 10 | 2.63 | 12 | 3.16 |
| | Goldendale PD | 3,515 | 9 | 2.56 | 11 | 3.13 |
| | White Salmon PD | 2,550 | 7 | 2.75 | 9 | 3.53 |
| | Omak PD | 4,980 | 12 | 2.41 | 18 | 3.61 |
| | Raymond PD | 3,160 | 8 | 2.53 | 9 | 2.85 |
| | Eatonville PD | 2,905 | 5 | 1.72 | 6 | 2.07 |
| | Granite Falls PD | 4,775 | 0 | 0.00 | 0 | 0.00 |
| | Chewelah PD | 2,645 | 5 | 1.89 | 6 | 2.27 |
| | Colville PD | 4,955 | 11 | 2.22 | 13 | 2.62 |
| | Tenino PD | 2,690 | 4 | 1.49 | 5 | 1.86 |
| | Everson PD | 4,810 | 7 | 1.46 | 8 | 1.66 |
| | Colfax PD | 2,785 | 2 | 0.72 | 2 | 0.72 |
| | Zillah PD | 3,215 | 9 | 2.80 | 10 | 3.11 |
| | Granger PD | 3,815 | 4 | 1.05 | 7 | 1.83 |
| | Wapato PD | 4,625 | 8 | 1.73 | 10 | 2.16 |
| | Moxee PD | 4,820 | 7 | 1.45 | 8 | 1.66 |
| | Average | 3,644 | 6 | 1.82 | 8 | 2.27 |
| 1,000 - 2,500 | Ritzville PD | 1,790 | 3 | 1.68 | 5 | 2.79 |
| | Asotin PD | 1,225 | 1 | 0.82 | 1 | 0.82 |
| | Castle Rock PD | 2,465 | 5 | 2.03 | 6 | 2.43 |
| | Soap Lake PD | 1,795 | 4 | 2.23 | 5 | 2.79 |
| | Grand Coulee PD | 1,930 | 3 | 1.55 | 3 | 1.55 |
| | Royal City PD | 1,960 | 4 | 2.04 | 4 | 2.04 |
| | McCleary PD | 2,085 | 5 | 2.40 | 6 | 2.88 |
| | Cosmopolis PD | 1,680 | 2 | 1.19 | 2 | 1.19 |
| | Westport PD | 2,325 | 5 | 2.15 | 6 | 2.58 |

**City Law Enforcement Employee Rates
Per 1,000 Inhabitants as of
October 31, 2024**

| City Populations | Agency | Pop. | Comm. Total | Comm. Rate | Total Comm. & Civilian | Total Rate |
|--------------------|-----------------|--------------|-------------|-------------|------------------------------|-------------|
| | Langley PD | 1,190 | 4 | 3.36 | 4 | 3.36 |
| | Carnation PD | 2,250 | 2 | 0.89 | 2 | 0.89 |
| | Yarrow Point PD | 1,135 | 0 | 0.00 | 0 | 0.00 |
| | Kittitas PD | 1,445 | 2 | 1.38 | 3 | 2.08 |
| | Morton PD | 1,885 | 3 | 1.59 | 3 | 1.59 |
| | Napavine PD | 2,040 | 5 | 2.45 | 6 | 2.94 |
| | Winlock PD | 2,465 | 4 | 1.62 | 4 | 1.62 |
| | Brewster PD | 1,995 | 5 | 2.51 | 6 | 3.01 |
| | Oroville PD | 1,815 | 5 | 2.75 | 6 | 3.31 |
| | Coulee Dam PD | 1,210 | 4 | 3.31 | 4 | 3.31 |
| | Twisp PD | 1,095 | 1 | 0.91 | 2 | 1.83 |
| | South Bend PD | 1,745 | 4 | 2.29 | 5 | 2.87 |
| | Ilwaco PD | 1,115 | 0 | 0.00 | 0 | 0.00 |
| | Long Beach PD | 1,745 | 9 | 5.16 | 10 | 5.73 |
| | Newport PD | 2,140 | 4 | 1.87 | 5 | 2.34 |
| | Ruston PD | 1,065 | 7 | 6.57 | 7 | 6.57 |
| | Darrington PD | 1,515 | 0 | 0.00 | 0 | 0.00 |
| | Gold Bar PD | 2,310 | 0 | 0.00 | 0 | 0.00 |
| | Woodway PD | 1,345 | 0 | 0.00 | 0 | 0.00 |
| | Kettle Falls PD | 1,640 | 3 | 1.83 | 4 | 2.44 |
| | Sumas PD | 1,835 | 6 | 3.27 | 7 | 3.81 |
| | Palouse PD | 1,055 | 1 | 0.95 | 1 | 0.95 |
| | Mabton PD | 1,965 | 1 | 0.51 | 1 | 0.51 |
| | Tieton PD | 1,600 | 3 | 1.88 | 3 | 1.88 |
| | Average | 1,723 | 3 | 1.85 | 4 | 2.12 |
| 500 - 1,000 | Oakville PD | 720 | 0 | 0.00 | 0 | 0.00 |
| | Bingen PD | 780 | 0 | 0.00 | 0 | 0.00 |
| | Pe Ell PD | 655 | 0 | 0.00 | 0 | 0.00 |
| | Toledo PD | 700 | 0 | 0.00 | 0 | 0.00 |
| | Odessa PD | 895 | 1 | 1.12 | 1 | 1.12 |
| | Reardan PD | 655 | 2 | 3.05 | 2 | 3.05 |
| | Winthrop PD | 590 | 2 | 3.39 | 2 | 3.39 |
| | Roy PD | 815 | 2 | 2.45 | 2 | 2.45 |
| | Garfield PD | 565 | 0 | 0.00 | 0 | 0.00 |
| | Average | 708 | 1 | 1.11 | 1 | 1.11 |
| Under 500 | Skykomish PD | 165 | 0 | 0.00 | 0 | 0.00 |
| | Beaux Arts PD | 315 | 0 | 0.00 | 0 | 0.00 |
| | Index PD | 160 | 0 | 0.00 | 0 | 0.00 |
| | Oakesdale PD | 400 | 0 | 0.00 | 0 | 0.00 |
| | Average | 260 | 0 | 0.00 | 0 | 0.00 |

**County Law Enforcement Employee Rates
Per 1,000 Inhabitants
As of October 31, 2024**

| Unincorporated Agency Populations | Agency | Pop. | Comm. Total | Comm. Rate | Total | |
|--------------------------------------|-----------------|----------------|----------------|---------------|---------------------|-------------|
| | | | | | Comm. & Civilian | Total Rate |
| Over 250,000 | Pierce SO | 448,270 | 285 | 0.64 | 611 | 1.36 |
| | Snohomish SO | 376,700 | 287 | 0.76 | 359 | 0.95 |
| | Average | 412,485 | 286 | 0.70 | 485 | 1.16 |
| 100,000 - 250,000 | Clark SO | 245,500 | 147 | 0.60 | 220 | 0.90 |
| | King SO | 249,575 | 186 | 0.75 | 257 | 1.03 |
| | Kitsap SO | 184,070 | 124 | 0.67 | 262 | 1.42 |
| | Spokane SO | 178,510 | 127 | 0.71 | 158 | 0.89 |
| | Thurston SO | 148,300 | 101 | 0.68 | 235 | 1.58 |
| | Average | 201,191 | 137 | 0.68 | 226 | 1.16 |
| 50,000 - 100,000 | Cowlitz SO | 50,775 | 46 | 0.91 | 70 | 1.38 |
| | Island SO | 62,560 | 39 | 0.62 | 75 | 1.20 |
| | Lewis SO | 51,215 | 38 | 0.74 | 100 | 1.95 |
| | Mason SO | 57,125 | 50 | 0.88 | 88 | 1.54 |
| | Skagit SO | 55,740 | 57 | 1.02 | 142 | 2.55 |
| | Whatcom SO | 94,465 | 98 | 1.04 | 217 | 2.30 |
| | Yakima SO | 91,345 | 61 | 0.67 | 96 | 1.05 |
| | Average | 66,175 | 56 | 1.02 | 113 | 1.71 |
| 25,000 - 50,000 | Benton SO | 41,650 | 72 | 1.73 | 85 | 2.04 |
| | Chelan SO | 46,260 | 61 | 1.32 | 81 | 1.75 |
| | Clallam SO | 46,320 | 38 | 0.82 | 91 | 1.96 |
| | Douglas SO | 30,710 | 36 | 1.17 | 42 | 1.37 |
| | Grant SO | 48,890 | 54 | 1.10 | 129 | 2.64 |
| | Grays Harbor SO | 29,420 | 60 | 2.04 | 81 | 2.75 |
| | Okanogan SO | 31,530 | 30 | 0.95 | 88 | 2.79 |
| | Stevens SO | 38,410 | 33 | 0.86 | 64 | 1.67 |
| | Average | 39,149 | 48 | 1.25 | 83 | 2.12 |
| 10,000 - 25,000 | Adams SO | 10,540 | 18 | 1.71 | 40 | 3.80 |
| | Asotin SO | 14,260 | 13 | 0.91 | 34 | 2.38 |
| | Franklin SO | 14,905 | 30 | 2.01 | 87 | 5.84 |
| | Jefferson SO | 23,170 | 25 | 1.08 | 30 | 1.29 |
| | Kittitas SO | 22,385 | 41 | 1.83 | 93 | 4.15 |
| | Klickitat SO | 16,605 | 15 | 0.90 | 35 | 2.11 |
| | Pacific SO | 16,185 | 19 | 1.17 | 38 | 2.35 |
| | Pend Oreille SO | 11,710 | 15 | 1.28 | 36 | 3.07 |
| | San Juan SO | 18,475 | 21 | 1.14 | 34 | 1.84 |
| | Skamania SO | 12,075 | 29 | 2.40 | 33 | 2.73 |
| | Walla Walla SO | 18,850 | 31 | 1.64 | 38 | 2.02 |
| | Whitman SO | 10,265 | 18 | 1.75 | 36 | 3.51 |
| | Average | 15,785 | 23 | 1.49 | 45 | 2.92 |

**County Law Enforcement Employee Rates
Per 1,000 Inhabitants
As of October 31, 2024**

| Unincorporated Agency Populations | Agency | Pop. | Comm. Total | Comm. Rate | Total Comm. & Civilian | Total Rate |
|--|----------------|--------------|------------------------|-----------------------|---|-------------------|
| 5,000 - 10,000 | Ferry SO | 7,350 | 5 | 0.68 | 19 | 2.59 |
| | Lincoln SO | 9,750 | 18 | 1.85 | 33 | 3.38 |
| | Average | 8,550 | 12 | 1.26 | 26 | 2.98 |
| 2,500 - 5,000 | Columbia SO | 3,975 | 10 | 2.52 | 11 | 2.77 |
| | Wahkiakum SO | 4,550 | 7 | 1.54 | 19 | 4.18 |
| | Average | 4,263 | 9 | 2.03 | 15 | 3.47 |
| 1,000 - 2,500 | Garfield SO | 2,325 | 8 | 3.44 | 13 | 5.59 |

**Number of Full-Time Law Enforcement Employees
Washington State Zero Population Agencies as of
October 31, 2024**

| Agency | Commissioned Officers | | | Civilian Employees | | | Full-Time Employees |
|------------------------------------|-----------------------|--------|-------|--------------------|--------|-------|---------------------|
| | Male | Female | Total | Male | Female | Total | |
| WA State University PD - Vancouver | 0 | 1 | 1 | 3 | 1 | 4 | 5 |
| University of WA PD | 25 | 3 | 28 | 24 | 12 | 36 | 64 |
| Central WA University PD | 12 | 1 | 13 | 0 | 2 | 2 | 15 |
| Eastern WA University PD | 13 | 0 | 13 | 0 | 2 | 2 | 15 |
| Evergreen State College PD | 8 | 0 | 8 | 1 | 5 | 6 | 14 |
| Western WA University PD | 8 | 2 | 10 | 0 | 6 | 6 | 16 |
| WA State University PD - Pullman | 15 | 2 | 17 | 1 | 2 | 3 | 20 |
| Port of Pasco PD | 5 | 0 | 5 | 0 | 0 | 0 | 5 |
| Port of Seattle PD | 103 | 15 | 118 | 13 | 36 | 49 | 167 |
| Spokane Intl Airports PD | 5 | 2 | 7 | 4 | 4 | 8 | 15 |
| Pierce Transit PD | 2 | 0 | 2 | 18 | 4 | 22 | 24 |
| WA Gambling Commission* | 34 | 17 | 51 | 18 | 29 | 47 | 98 |
| WA Liquor & Cannabis Board* | 96 | 17 | 113 | 26 | 32 | 58 | 171 |
| WA Dept of Natural Resources* | 16 | 0 | 16 | 14 | 4 | 18 | 34 |
| WA Parks & Recreation Comm | 86 | 15 | 101 | 58 | 58 | 116 | 217 |
| WA Office of Insurance Comm* | 8 | 1 | 9 | 0 | 3 | 3 | 12 |
| WA Dept of Fish & Wildlife | 123 | 18 | 141 | 17 | 12 | 29 | 170 |
| WA State Patrol | 856 | 91 | 947 | 620 | 691 | 1,311 | 2,258 |
| Lower Elwha Tribal PD | 10 | 0 | 10 | 1 | 0 | 1 | 11 |
| Hoh Tribal PD | 0 | 0 | 0 | 1 | 0 | 1 | 1 |
| Cowlitz Tribal PD | 16 | 0 | 16 | 0 | 3 | 3 | 19 |
| Nisqually Tribal PD | 19 | 4 | 23 | 1 | 2 | 3 | 26 |
| Suquamish Tribal PD | 13 | 1 | 14 | 1 | 2 | 3 | 17 |
| Muckleshoot Tribal PD | 12 | 2 | 14 | 1 | 1 | 2 | 16 |
| Skokomish Tribal PD | 6 | 1 | 7 | 0 | 1 | 1 | 8 |
| Shoalwater Bay Tribal PD | 4 | 1 | 5 | 0 | 0 | 0 | 5 |
| Stillaguamish Tribal PD | 8 | 1 | 9 | 0 | 1 | 1 | 10 |
| Nooksack Tribal PD | 9 | 2 | 11 | 0 | 0 | 0 | 11 |
| Spokane Tribal PD | 13 | 3 | 16 | 5 | 3 | 8 | 24 |
| Quinault Tribal PD | 7 | 3 | 10 | 0 | 1 | 1 | 11 |
| Squaxin Island Tribal PD | 9 | 1 | 10 | 0 | 1 | 1 | 11 |
| Makah Tribal PD | 7 | 3 | 10 | 3 | 4 | 7 | 17 |
| Colville Tribal PD | 23 | 3 | 26 | 2 | 6 | 8 | 34 |
| Yakama Nation Tribal PD | 27 | 5 | 32 | 4 | 13 | 17 | 49 |
| Lummi Tribal PD | 17 | 1 | 18 | 0 | 3 | 3 | 21 |
| Kalispel Tribal PD | 15 | 6 | 21 | 1 | 5 | 6 | 27 |
| Puyallup Tribal PD | 23 | 1 | 24 | 11 | 13 | 24 | 48 |
| Sauk-Suiattle Tribal PD | 4 | 2 | 6 | 0 | 0 | 0 | 6 |
| Swinomish Tribal PD | 9 | 2 | 11 | 1 | 5 | 6 | 17 |
| Upper Skagit Tribal PD | 6 | 0 | 6 | 0 | 0 | 0 | 6 |
| Port Gamble S'Klallam Tribal PD | 11 | 2 | 13 | 0 | 0 | 0 | 13 |
| Chehalis Tribal PD | 12 | 3 | 15 | 0 | 1 | 1 | 16 |
| Tulalip Tribal PD | 43 | 3 | 46 | 10 | 11 | 21 | 67 |
| La Push Tribal PD | 6 | 1 | 7 | 0 | 0 | 0 | 7 |
| Snoqualmie Tribal PD | 3 | 0 | 3 | 1 | 0 | 1 | 4 |

* The commissioned officers for these agencies have a limited commission.

Glossary of Terms and Definitions

Glossary of Terms

ALL OTHER OFFENSES:

A Group B Arrest-Only offense not included in either the Group A offenses or one of the specifically named Group B Arrest-Only offense categories.

ANIMAL CRUELTY:

Intentionally, knowingly, or recklessly taking an action that mistreats or kills any animal without just cause.

ARSON:

Unlawful or intentional damage or attempt to damage any real or personal by fire or incendiary device.

ASSAULT OFFENSES:

An unlawful attack by one person on another.

Aggravated Assault - An attack where the offender uses a weapon or displays it threateningly or the victim suffers obvious severe bodily injury; this includes attempt to murder.

Simple Assault - An attack or attempted attack where no weapon was used and that did not result in serious or aggravated injury to the victim.

Intimidation - Placing another person in reasonable fear of bodily harm through the use of threatening words and/or other conduct, but without displaying a weapon or subjecting the victim to actual physical attack; this includes bomb threats and stalking.

BAD CHECKS:

Knowingly and intentionally writing and/or negotiating checks drawn against insufficient or nonexistent funds. This is a Group B Arrest-Only offense.

BIAS MOTIVATION:

See "Hate (Bias) Crime".

BRIBERY:

Offering, giving, receiving, or soliciting of anything of value (i.e., a bribe, gratuity, or kickback) to sway the judgment or action of a person in a position of trust or influence.

BURGLARY/BREAKING and ENTERING:

Unlawful entry of a structure with the intent to commit a felony or a theft.

CARNAL KNOWLEDGE:

An archaic or legal euphemism for sexual intercourse or other sexual activity.

CLEARANCE:

For the purpose of UCR, a clearance indicates an arrest has been made or exceptional circumstances have occurred preventing an arrest. All four elements must exist for an exceptional clearance: 1) the identity of at least one offender must be known, 2) sufficient probable cause has been developed to support the arrest and prosecution, 3) the offender's exact location must be known, and 4) there is a reason outside of law enforcement's control which prevents the arrest (for example, death of the offender). In UCR terminology, a clearance does not include a case for which the law enforcement agency could not proceed with an investigation due to an uncooperative or unavailable witness or victim.

COUNTERFEITING/FORGERY:

The altering, copying or imitation of something, without authority or right, with intent to deceive or defraud by passing the copy or thing altered or imitated as that which is original or genuine; or the selling, buying or possession of an altered, copied or imitated thing with the intent to deceive or defraud.

CRIMES AGAINST PERSONS:

Victims are always “individuals”. Offenses include Murder, Sex Offenses, Assault Offenses, Human Trafficking Offenses, or Violations of No Contact, Protection, or Anti-Harassment Orders.

CRIMES AGAINST PROPERTY:

Obtain money, property, or some other benefit, e.g., Arson, Bribery, Burglary, Counterfeiting/Forgery, Destruction/Damage/Vandalism, Embezzlement, Extortion/Blackmail, Fraud Offenses, Theft Offenses, Motor Vehicle Theft, Robbery, or Stolen Property Offenses.

CRIMES AGAINST SOCIETY:

Represent society’s prohibition against engaging in certain types of activity, e.g., Drug/Narcotic Violations, Gambling Offenses, Pornography, Prostitution Offenses, or Weapon Law Violations.

CRIME INDEX:

A measure formerly used for comparing the extent of crime among cities, counties, and states of similar size; the total number of certain offenses that occurred in a given area during a given calendar period. The FBI discontinued use of the Crime Index in 2004; Washington State discontinued using the term beginning in 2012.

CRIME RATE:

A category or grouping of crimes divided by an adjusted variance in population; for example, the number of offenses or crimes for each 1,000 persons. To calculate: first, divide the population by 1,000; second, divide the crime category or grouping by the quotient of the first division, and; the final quotient is the crime rate.

1. 273,000 (population) divided by 1,000 = 273.0
2. 21,257 (crime) divided by 273.0 = 77.86
3. 77.86 = crime rate (the number of crimes per 1,000 people)

CURFEW/LOITERING/VAGRANCY VIOLATIONS:

Violations of a court order, regulation, ordinance, or law requiring the withdrawal of persons from the streets or other specified areas; prohibiting persons from remaining in an area or place in an idle or aimless manner; prohibiting persons from going from place to place without visible means of support. This is a Group B Arrest-Only offense.

DESTRUCTION/DAMAGE/VANDALISM of PROPERTY:

Willfully or maliciously destroying, damaging, defacing, or otherwise injuring real or personal property without the consent of the owner or the person having custody or control of it.

DISORDERLY CONDUCT:

Committing or attempting to commit a behavior that tends to disturb the public peace or decorum, scandalize the community, or shock the public sense of morality. This is a Group B Arrest-Only offense.

DOMESTIC VIOLENCE:

Crimes committed by one family or household member against another. Family or household members includes spouses; former spouses; persons who have a child in common; adult persons related by blood or marriage; adult persons residing together or who have resided together in the past; dating relationships, and; persons who have a biological or legal parent-child relationship, including step-parents, step-children, grandparents, and grandchildren. (Reference RCW 10.99.020)

DRIVING UNDER THE INFLUENCE:

Driving or operating of a motor vehicle or common carrier while mentally or physically impaired as the result of consuming an alcoholic beverage or using a drug or narcotic; this includes operating an airplane, boat, bus, streetcar, train, etc., while under the influence. This is a Group B Arrest-Only offense.

DRUG/NARCOTIC OFFENSES:

Violations of state and/or local laws relating to the unlawful possession, sale, use, growing,

manufacturing, and making of narcotic drugs and the equipment or devices utilized in the preparation and/or use.

Drug/Narcotic Violations - The unlawful cultivation, manufacture, distribution, sale, purchase, use, possession, transportation or importation of any drug, controlled substance, or narcotic.

Drug Equipment Violations - The unlawful manufacture, sale, purchase, possession or transportation of equipment or devices utilized in preparing and/or using drugs, controlled substances, or narcotics.

DRUNKENNESS:

Violations of laws or ordinances prohibiting drinking alcoholic beverages to the extent that one's mental faculties and physical coordination are substantially impaired. This is a Group B Arrest-Only offense.

EMBEZZLEMENT:

Misappropriation or misapplication of money, property, or some other thing of value entrusted to one's care, custody, or control.

EXTORTION/BLACKMAIL:

Unlawfully obtain money, property, or any other thing of value, either tangible or intangible, through the use or threat of force, misuse of authority, threat of criminal prosecution, and threat of destruction of reputation or social standing, or through coercive means.

FAMILY OFFENSES, NON-VIOLENT:

Unlawful, non-violent acts by a family member (or legal guardian) which threaten the physical, mental, or economic well-being or morals of another family member and which are not classifiable as other offenses, such as Assault, Incest, or Statutory Rape. This is a Group B Arrest-Only offense.

FRAUD OFFENSES:

Intentional perversion of the truth for the purpose of inducing another person or other entity in reliance upon it to part with something of value or surrender a legal right.

Credit Card/Automatic Teller Machine Fraud - Unlawful use of a credit or debit card or automatic teller machine (ATM) for fraudulent purposes.

False Pretenses/Swindle/Confidence Game - Intentional misrepresentation of existing facts or conditions, or the use of some other deceptive scheme or device to obtain money, goods, or other things of value.

Hacking/Computer Invasion – Wrongfully gaining access to another person's or institution's computer software, hardware, or networks without authorized permissions or security clearances.

Identity Theft – Wrongfully obtaining and using another person's personal data (for example: name, date of birth, social security number, driver license number); involves a real person as the victim.

Impersonation - Falsely representing one's identity or position and acting in the character or position to unlawfully deceive others and thereby gain a profit or advantage that would not otherwise have occurred; does not involve a real person as the victim.

Welfare Fraud - Use of deceitful statements, practices, or devices to unlawfully obtain welfare benefits.

Wire Fraud - Use of an electric or electronic communications facility to intentionally transmit a false and/or deceptive message in furtherance of a fraudulent activity.

GAMBLING OFFENSES:

Unlawfully bet or wager money or something of value; assist, promote, or operate a game of chance for money or some other stake; possess or transmit wagering information; manufacture, sell, purchase, possess, or transport gambling equipment, devices, or goods; or tamper with the outcome of a sporting event or contest to gain a gambling advantage.

Betting/Wagering - Unlawfully stake money or something else of value on the happening of an uncertain event or on the ascertainment of a fact in dispute.

Operating/Promoting/Assisting Gambling - Unlawfully operate, promote, or assist in the operation of a game of chance, lottery, or other gambling activity.

Gambling Equipment Violations - Unlawfully manufacture, sell, buy, possess, or transport equipment, devices, and/or goods used for gambling activity.

Sports Tampering - Unlawfully alter, meddle in, or otherwise interfere with a sporting contest or event for the purpose of gaining a gambling advantage.

GROUP A OR B OFFENSES:

The two (2) categories of offenses reported in NIBRS; Group A Incident or Group B Arrest-Only offenses are determined by the seriousness or significance of the offense. Any offense not designated as a Group A or B offense is included in the Group B Arrest-Only category: All Other Offenses.

HATE (BIAS) CRIME:

Maliciously and intentionally commit an offense because of his/her perception of the victim's race, religion, ancestry, ethnicity, national origin, gender, sexual orientation, or mental, physical, or sensory disability.

HOMICIDE OFFENSES:

Murder and Non-Negligent Manslaughter - The willful (non-negligent) killing of one human being by another.

Negligent Manslaughter - The killing of another person caused by negligence.

Justifiable Homicide - The killing of a perpetrator of a serious criminal offense by a peace officer in the line of duty; or the killing, during the commission of a serious criminal offense, of the perpetrator by a private individual.

NOTE: Justifiable homicide is not an actual offense, is not considered a crime, and is not included in an agency's crime statistics.

HUMAN TRAFFICKING OFFENSES:

Commercial Sex Acts - Inducing a person by force, fraud, or coercion to participate in commercial sex acts or in which the person induced to perform such act(s) has not attained 18 years of age.

Involuntary Servitude - Obtaining of a person through recruitment, harboring, transportation, or provision, and subjecting such persons by force, fraud, or coercion into involuntary servitude, peonage, debt bondage, or slavery; does not include commercial sex acts.

INCIDENT NUMBER:

A mandatory number assigned by the reporting agency to each Group A Incident Report in order to uniquely identify an incident, such as the agency's case number.

JUVENILE:

A person who is under the age of 18 at the time of an incident or arrest.

KIDNAPPING/ABDUCTION:

Unlawful seizure, transportation, and/or detention of a person against his/her will or of a minor without the consent of his/her custodial parent(s) or legal guardian; this includes hostage-taking.

LARCENY/THEFT OFFENSES:

Unlawful taking, carrying, leading, or riding away of property from the possession or constructive possession of another or the attempt to do so.

All Other Larceny - All thefts which do not fit any of the definitions of the specific subcategories of Larceny/Theft listed below.

Pocket-Picking - Theft of articles from another person's physical possession by stealth where the victim does not become immediately aware of the theft.

Purse-Snatching - Grabbing or snatching of a purse, handbag, etc., from the physical possession of another person; this would be a Robbery if the offender used more force than necessary or the victim resisted the theft.

Shoplifting - Theft, by someone other than an employee of the victim, of goods or merchandise exposed for sale.

Theft from Building - Theft from within a building which is either open to the general public or to which the offender has legal access.

Theft from Coin-Operated Machine or Device - Theft from a machine or device that is operated or activated by the use of coins.

Theft from Motor Vehicle - Theft of articles from a motor vehicle, whether locked or unlocked.

Theft of Motor Vehicle Parts or Accessories - Theft of any part or accessory affixed to the interior or exterior of a motor vehicle in a manner which would make the item an attachment of the vehicle or necessary for its operation.

LIQUOR LAW VIOLATIONS:

Violations of laws or ordinances prohibiting the maintenance of unlawful drinking places; operating without a liquor license; underage drinking; furnishing liquor to a minor; bootlegging; operating a still; using a vehicle for illegal transportation of liquor; etc. This is a Group B Arrest-Only offense.

MALICIOUS HARASSMENT:

See "Hate (Bias) Crime".

MOTOR VEHICLE THEFT:

Theft or attempted theft of a self-propelled vehicle that runs on the surface of land not on rails. Note: Incidents of carjacking would be classified as Robbery.

NATIONAL INCIDENT-BASED REPORTING SYSTEM (NIBRS):

A national method of submitting statewide crime statistics from State Uniform Crime Reporting (UCR) Programs to the FBI UCR Program. NIBRS was developed in the 1980s to replace the Summary Reporting System method from the 1930s.

PEEPING TOM:

Secretly looking through a window, doorway, keyhole, or other aperture for the purpose of voyeurism. This is a Group B Arrest-Only offense.

PORNOGRAPHY/OBSCENE MATERIAL:

Violations of laws or ordinances prohibiting the manufacture, publishing, sale, purchase, or possession of sexually explicit material.

PROSTITUTION OFFENSES:

Unlawfully engage in or promote sexual activities for anything of value.

Prostitution - Unlawfully engage in commercial sex acts for anything of value.

Assisting or Promoting Prostitution – Solicitation of customers or transportation of persons for prostitution purposes; to own, manage, or operate a dwelling or other establishment for the purpose of providing a place where prostitution is performed, or; to otherwise assist or promote prostitution.

Purchasing Prostitution – Purchase or trade anything of value for commercial sex acts.

REPORTED OFFENSE:

An act which comes to the attention of law enforcement authorities as a possible offense.

REVISED CODE OF WASHINGTON (RCW):

The laws or statutes of Washington enacted by the state legislature.

ROBBERY:

Taking or attempting to take anything of value under confrontational circumstances from the control, custody, or care of a person or persons by force or threat of force or violence and/or putting the victim in fear of immediate harm.

SEX OFFENSES:

Any sexual act directed against another person without the consent of the victim, including instances where the victim is incapable of giving consent.

Fondling - The touching of the private body parts of another person for the purpose of sexual gratification, without the consent of the victim, including instances where the victim is incapable of giving consent because of his/her age or because of his/her temporary or permanent mental or physical incapacity.

Rape - The carnal knowledge of a person, without the consent of the victim, including instances where the victim is incapable of giving consent because of his/her age or because of his/her temporary or permanent mental or physical incapacity.

Sexual Assault With An Object - Use of an object or instrument to unlawfully penetrate, however slightly, the genital or anal opening of the body of another person, without consent of the victim, including instances where the victim is incapable of giving consent because of his/her age or because of his/her temporary or permanent mental or physical incapacity.

Sodomy - Oral or anal sexual intercourse with another person, without the consent of the victim, including instances where the victim is incapable of giving consent because of his/her age or because of his/her temporary or permanent mental or physical incapacity.

SEX OFFENSES, UNLAWFUL SEXUAL INTERCOURSE:

Incest - Non-forcible sexual intercourse between persons who are related to each other within degrees wherein marriage is prohibited by law.

Statutory Rape - Non-forcible sexual intercourse with a person who is under the statutory age of consent.

STOLEN PROPERTY OFFENSE:

Receiving, buying, selling, possessing, concealing, or transporting any property with the knowledge that it has been unlawfully taken.

SUMMARY REPORTING SYSTEM (SRS):

A national method developed in the 1930s for State Uniform Crime Reporting (UCR) Programs to submit statewide crime statistics to the FBI UCR Program. Replaced in the 1980s by the National Incident-Based Reporting System (NIBRS) but still used by some states for data submission until they convert to NIBRS.

TRESPASS OF REAL PROPERTY:

Unlawfully enter land, a dwelling, or other real property. This is a Group B Arrest-Only offense.

VIOLATION OF NO CONTACT OR PROTECTION ORDER:

All violations of a court order including No Contact, Protection, Restraining, and Anti-Harassment; for the purposes of NIBRS submission, the court order does not have to be related to domestic violence.

WEAPON LAW VIOLATIONS:

Violations of laws or ordinances prohibiting the manufacture, sale, purchase, transportation, possession, concealment, or use of firearms, cutting instruments, explosives, incendiary devices, or other deadly weapons.